

Practical

DECEMBER 1986 £1.10

Wireless

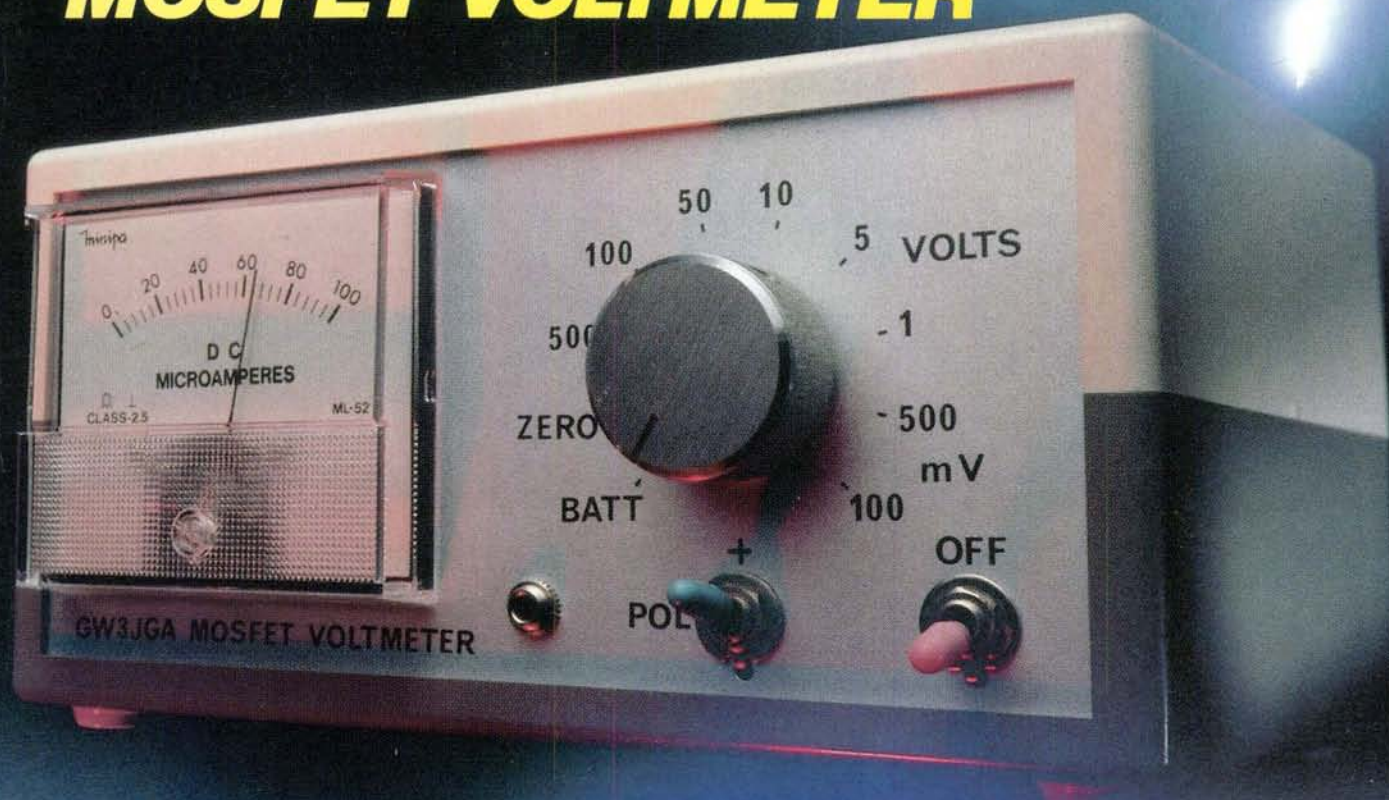
The Radio Magazine

Inside This Issue

PLANNING DIFFICULTIES

**Amateurs & Planners
Can Work Together**

MOSFET VOLTMETER



Build This Useful Instrument

**PLUS ~ 1986 Index
& All The Regular Features**

Reg Ward & Co. Ltd.

1 Western Parade, West Street, Axminster, Devon, EX13 5NY.
Telephone: Axminster (0297) 34918

MANAGEMENT AND STAFF WOULD LIKE TO WISH EVERYONE A VERY MERRY CHRISTMAS

Yaesu

FT1	HF Transceiver	P.O.A. (—)
FT980	HF Transceiver	1750.00 (—)
SP980	Speaker	110.00 (2.50)
FT757/GX	HF Transceiver	969.00 (—)
FC757	Auto A.T.U.	349.00 (2.50)
FP757HD	Heavy Duty PSU	239.00 (2.50)
FP757GX	Switched Mode PSU	199.00 (2.50)
FT290	2m M/Mode Port/Transceiver	379.00 (—)
FT290	With Mutek front end fitted	409.00 (—)
MMB11	Mobile Bracket	37.50 (1.50)
NC11	Charger	10.50 (1.50)
CSC1	Carrying Case	6.50 (1.50)
YHA15	2m Helical	7.50 (1.50)
YHA44D	70cm 1/2wave	12.50 (1.50)
YM49	Speaker Mike	22.00 (1.50)
MMB15	Mobile Bracket	14.55 (1.50)
FT203R	NEW 2m H/Held/CW FNB3	255.00 (—)
FT209R	NEW 2m H/Held/CW FNB3	299.00 (—)
FT703R	70cm H/Held	289.00 (—)
FT209R	70cm H/Held	319.00 (—)
FT270R	2m 25W F.M.	399.00 (—)
FT270RH	2m 45W F.M.	469.00 (—)
FRG 9600	2m/70cm/25W/25W	499.00 (—)
MMB10	Mobile Bracket	525.00 (—)
NC9C	Charger	10.00 (1.50)
PA3	Car Adaptor/Charger	10.35 (1.50)
FN82	Spare Battery Pack	20.50 (1.50)
YM24A	Speaker Mike	25.00 (1.50)
FT726R	2m Base Station	27.00 (1.50)
430726	70cm Module for above	999.00 (—)
FRG8800	HF Receiver	349.00 (3.00)
FRV8800	Converter 118-175 for above	639.00 (—)
FR7700RX	A.T.U.	100.00 (2.00)
MH188	Hand 600 8pin mic	59.00 (2.00)
MD188	Desk 600 8pin mic	20.00 (1.50)
MF1A3B	Boom mobile mic	79.00 (1.50)
YH77	Lightweight phones	25.00 (1.50)
YH55	Padded phones	19.50 (1.50)
YH1	Lweight Mobile H/Set-Boom mic	19.00 (1.50)
SB1	PTT Switch Box 280/708	21.00 (1.50)
SB2	PTT Switch Box 290/790	18.00 (1.50)
SB10	PTT Switch Box 270/2700	21.00 (1.50)
FF501DX	Low Pass Filter	37.50 (1.50)
NEW		
FT767GX	HF TXCR	1550.00 (—)
FT772Z	2M/70CM H/H	425.00 (—)
HL7000	HF Linear	1600.00 (—)
FT290 MkII	Surer 290	429.00 (—)

Linear Amps

TOKYO HI POWER		
HL 160V	2m, 10W in, 160W out	244.52 (2.50)
HL 82V	2m, 10W in, 85W out	144.50 (2.50)
HL 110V	2m, 10W in, 110W out	249.00 (2.50)
HL 35V	2m, 3W in, 30W out	76.00 (2.50)
HL 30	2m, 3W in, 30W out	54.00 (2.50)
HL 20U	70cm, 3W in, 20W out	122.50 (2.50)

MICROWAVE MODULES		
MML144/30-LS	inc preamp (1/3 w i/p)	94.30 (2.50)
MML144/50-S	inc preamp, switchable	106.95 (2.50)
MML144/100-S	inc preamp (10w i/p)	149.95 (3.00)
MML144/100-HS	inc preamp (25w i/p)	159.95 (3.00)
MML144/100-LS	inc preamp (1/3w i/p)	169.95 (3.00)
MML144/200S	inc preamp (3/10/25 i/p)	334.65 (3.00)
MML432/30L	inc preamp (1/3w i/p)	169.05 (2.50)
MML432/50L	inc preamp (10w i/p)	149.50 (2.50)
MML432/100L	linear (10w i/p)	334.65 (3.00)

B.N.O.S.		
LPM 144-1-100	2m, 1W in, 100W out, preamp	197.50 (3.00)
LPM 144-3-100	2m, 3W in, 100W out, preamp	197.50 (3.00)
LPM 144-10-100	2m, 10W in, 100W out, preamp	175.00 (3.00)
LPM 144-25-160	2m, 25W in, 160W out, preamp	255.00 (3.00)
LPM 144-3-180	2m, 3W in, 180W out, preamp	295.00 (3.00)
LPM 144-10-180	2m, 10W in, 180W out, preamp	295.00 (3.00)
LP 144-3-50	2M 50W out, preamp	125.00 (3.00)
LP 144-10-50	2M 10W in, preamp	125.00 (3.00)
LPM 432-1-50	70cm, 1W in, 50W out, preamp	235.00 (3.00)
LPM 432-3-50	70cm, 3W in, 50W out, preamp	235.00 (3.00)
LPM 432-10-50	70cm, 10W in, 50W out, preamp	195.00 (3.00)
LPM 432-10-100	70cm, 10W in, 100W out, preamp	335.00 (3.00)

SWR/PWR Meters

HANSEN		
FS50VP	50-150MHz 20/200 Interval PEP/SWR	106.70 (2.50)
FS300VP	50-150MHz 20/200 PWR/SWR	53.50 (2.50)
FS300H	1.8-60MHz 20/200 10W	53.50 (2.50)
FS210	1.8-150MHz 20/200 Auto SWR	63.50 (2.50)
W720	140-430MHz 20/200W	41.50 (2.50)

WELZ		
SP10X	1.8-150MHz PWR/SWR	39.95 (2.50)
SP122	1.8-60MHz PWR/SWR/PEP	79.95 (2.50)
SP220	1.8-200MHz PWR/SWR/PEP	67.95 (2.50)
SP225	1.8-200MHz PWR/SWR/PEP	119.95 (2.50)
SP420	140-525MHz PWR/SWR/PEP	74.95 (2.50)
SP425	140-525MHz PWR/SWR/PEP	119.95 (2.50)
SP825	1.8-200-430-800-1240MHz	179.00 (2.50)

TOYO		
T430	144/432 120 W	52.50 (2.50)
T435	144/432 200 W	58.00 (2.50)

AERIALS BY:- JAYBEAM - MINIBEAM -
HYGAIN - G. WHIP - TET - MET - TONNA

Icom Products

IC751	HF Transceiver	P.O.A. (—)
IC745	HF Transceiver	P.O.A. (—)
IC735	New HF Transceiver	P.O.A. (—)
PS15	P.S. Unit	158.00 (4.50)
PS30	Systems p.s.u. 25A	343.85 (—)
SM6	Base microphone for 751/745	46.00 (2.00)
IC505	50MHz multi-mode portable	459.00 (—)
IC290D	2m 25w M/Mode	542.00 (—)
IC271E	2m 25w M/Mode Base Stn.	835.00 (—)
IC271H	100W version of above	1029.00 (—)
IC27E	25W FM mobile	399.00 (—)
IC28E	25W FM	325.00 (—)
IC47E	25w 70cm FM mobile	495.00 (—)
ICBU1	B/U Supply for 25/45/290	32.00 (2.00)
ICR71	General Coverage Receiver	299.00 (—)
IC02E	2m H/Held	225.00 (—)
IC02E	2m H/Held	225.00 (—)
ML1	2m 10W Linear	79.35 (2.50)
IC4E	70cm H/Held	285.00 (—)
IC04E	Base Charger	299.00 (—)
BC35	Base Charger	70.15 (2.00)
HM9	Speaker mic	21.85 (2.00)
LC3	Carry Case	6.90 (2.00)
ICBP3	Std Battery Pack	29.00 (2.00)
BP5	High Power Battery Pack	60.95 (2.00)
CP1	Car Charging Lead	6.90 (2.00)
DC1	12v Adaptor	17.25 (2.00)
VT000	VHF/UHF Scanning Receiver	59.90 (—)
IC3200	2m/70cm Mobile Transceiver	554.00 (—)
IC12	23cm H/H	428.00 (—)
GC4	World Clock	39.00 (2.00)

Scanning Receivers

SMC8400	VHF/UHF Scanner	249.00 (3.00)
SX200	VHF/UHF Scanner	52.00 (3.00)
SX400	VHF/UHF Continuous Coverage	625.00 (3.00)
AOR2002	VHF/UHF Continuous Coverage	487.30 (3.00)

Mutek Products

SLNA 50	50MHz Switched preamp	49.50 (2.00)
SLNA 144s	144MHz Low noise switched preamp	41.95 (2.00)
SLNA 145sb	Preamp intended for 290	31.90 (2.00)
GLNA 432e	70cm Mast head preamp	159.90 (3.00)
RPCB 144ub	Front end FT221/225	84.90 (2.00)
RPCB 251ub	Front end IC251/211	89.90 (2.00)
BBBA 500u	20-500MHz Preamp	34.90 (2.00)
GFBA 144e	2m Mast head preamp	149.90 (2.50)
SBLA 144e	2m Mast head preamp	89.90 (3.00)
RPCB 271ub	Front end for IC271	94.90 (2.00)
TVHF 230c	2M-FM Transverter	299.90 (5.50)
LBPF 144v	Bandpass Filter	24.90 (2.00)
LBPF 432u	Bandpass Filter	24.90 (2.00)
TVVF 50c	6M Transverter	209.90 (3.00)
GLNA 433e	70cm Pre-amp	89.90 (3.00)
TVVF 144a	2M Transverter	249.90 (3.00)

Datong Products

PC1	Gen. Cov. Con.	137.40 (2.00)
VLF	Very low frequency conv.	34.90 (2.00)
FL2	Multi-mode audio filter	89.70 (2.00)
FL3	Audio filter for receivers	129.00 (2.00)
ASP/B	r.l. speech clipper for Trio	82.80 (2.00)
ASP/A	r.f. speech clipper for Yaesu	82.80 (2.00)
ASP	As above with 8 pin conn	89.70 (2.00)
D75	Manual RF speech clipper	56.35 (2.00)
D70	Morse Tutor	56.35 (2.00)
MK	Keyboard morse sender	137.40 (2.00)
RFA	RF switched pre-amp	36.00 (2.00)
AD270-MPU	Active dipole with mains p.s.u.	51.75 (2.00)
AD370-MPU	Active dipole with mains p.s.u.	69.00 (2.00)
MPU	Mains power unit	6.90 (2.00)
DC144/28	2m converter	39.67 (2.00)
PTS1	Tone squelch unit	46.00 (2.00)
ANF	Automatic notch filter	67.85 (2.00)
SRB2	Auto Woodpecker blanker	86.25 (2.00)

CW/RTTY Equipment

Tono 550	Reader	329.00 (3.00)
ICS/AEA		
PK64	Complete Packet Amton/RHa etc.	239.00 (3.00)
BENCHER		
BY1	Squeeze Key, Black base	67.42 (2.50)
BY2	Squeeze Key, Chrome base	76.97 (2.50)
HI-MOUND MORSE KEYS		
HK703	Up down keyer	38.35 (2.00)
HK704	Up down keyer	26.35 (2.00)
HK706	Up down keyer	21.80 (2.00)
HK707	Up down keyer	20.15 (2.00)
HK710	Up down keyer	39.95 (2.50)
HK802	Up down solid brass	109.00 (2.50)
HK803	Up down solid brass	104.50 (2.50)
HK808	Up down keyer	39.95 (2.00)
MK703	Twin paddle keyer metal base	34.50 (2.00)
MK706	Twin paddle keyer marble base	32.78 (2.00)
MK706	Twin paddle keyer marble base	30.48 (2.00)
KENPRO		
KP100	Squeeze CMOS 230/13.8v	109.25 (3.00)
KP200	Memory 4096 Multi Channel	234.55 (3.00)

Trio

TS940S	9 Band TX General Cov RX	1895.00 (—)
TS930S	9 Band TX General Cov RX	1595.00 (—)
TS440	NEW 9 Band TX General Cov RX	998.00 (—)
TS830S	160-10m Transceiver 9 Bands	981.59 (—)
AT230	All Band ATU/Power Meter	185.90 (2.50)
SP230	External Speaker Unit	56.03 (—)
TS530SP	160m-10m Transceiver	849.82 (—)
TS430S	160m-10m Transceiver	876.68 (—)
SP430	Matching Power Supply	151.48 (3.50)
MB430	Matching Speaker	39.50 (2.50)
FM430	Mobile Mounting Bracket	14.78 (2.50)
SP120	FM Board for TS430	45.00 (2.50)
MC50	Base Station External Speaker	36.33 (2.50)
MC35S	Dual Impedance Desk Microphone	43.10 (2.50)
HF30A	Fist Microphone 50K ohm IMP	30.13 (2.00)
TR9130	HF Low Pass Filter 1kW	20.38 (2.00)
TM201A	2M Multimode	593.64 (—)
TM401A	2M 25W mobile	322.68 (—)
TH21E	7cms FM 12W	392.82 (—)
TH41E	2M Mini-Handhelds	199.00 (—)
TM211E	70cm Mini-Handhelds	240.99 (—)
TM411E	2M FM Mobiles	444.60 (—)
TS711E	70cm FM Mobiles	498.00 (—)
TR3600	2M Base Stations	839.66 (—)
TR2600	70cm Base Stations	999.00 (—)
ST2	70cm Handheld	353.48 (—)
SC4	New 2M FM Synthesised Handheld	328.00 (—)
SMC25	Base Stand	72.09 (—)
BS25	Soft Case	18.48 (2.00)
MS1	Speaker Mike	21.55 (2.00)
R2000	Spare Battery Pack	35.11 (2.00)
HS5	Mobile Stand	41.88 (2.00)
SP40	Synthesiser 200KHz-30MHz Receiver	565.32 (—)
TL922	Deluxe Headphones	32.02 (2.00)
TS780	Mobile External Speaker	19.70 (—)
TS670	160/10M 2kW Linear	1359.00 (7.50)
TR9300	2M/70cm M/M Transceiver	998.00 (5.50)
TR751	6, 10, 15, 40M 10W M/M Transceiver	843.66 (5.50)
	6M M/M Transceiver	575.16 (5.50)
	NEW 2M 25W Multimode	580.70 (—)

Power Supplies

DRAE			BNOS		
4 amp	43.40 (2.50)		6 amp	69.00 (3.00)	
6 amp	63.00 (3.00)		12 amp	115.00 (3.50)	
12 amp	96.50 (3.50)		25 amp	169.00 (4.50)	
24 amp	125.00 (4.50)		40 amp	345.00 (4.50)	

SMC		
RU120406	4 amp Power Supply	14.95 (3.00)

Aerial Rotators

KR250	Light Duty	75.00 (3.00)
FU200	Light Duty	69.00 (2.50)
AR40	5 core Medium Duty	119.00 (2.50)
KR400	Med/H Duty	129.95 (3.00)
KR500	6 core Elevation	139.95 (3.00)
KR400RC	6 core Medium Duty	159.95 (3.00)
KR600RC	8 core Heavy Duty	209.00 (3.00)
HAM1V	8 core Heavy Duty	359.00 (4.50)
T2X	8 core Very Heavy Duty	419.00 (—)
KR5400	Elevation/Azimuth	245.00 (3.00)
KR5600	Elevation/Azimuth	357.00 (3.50)

Switches

SMCS 2U	2N 50239	18.95 (2.00)
SMCS 2N	2 way 'n' Skts	23.50 (2.00)
Welz	2 way SO239	29.95 (2.00)
Welz	2 way 'n' Skts	49.00 (2.00)
Drae	3 way SO239	15.40 (2.00)
Drae	3 way 'n' Skts	19.90 (2.00)
Kenpro	KP21N2 way Switch	27.00 (2.00)

Miscellaneous

DRAE		
T30	Wavemeter	27.50 (2.00)
T100	30W Dummy load	8.50 (2.00)
T200	100W Dummy load	38.00 (2.00)
CT20A	200W Dummy load	56.00 (2.00)
CT20N	20W Dummy Load PL259	15.95 (2.00)
CT50N	20W Dummy Load N. Plugs	22.95 (2.00)
CT530	100W Dummy Load (500WHmin)	79.00 (2.00)
DRAE	2m Pre-set A.T.U.	14.50 (2.00)

TOKYO HI-POWER		
HC200	10-80 HF Tuner	115.00 (2.50)
HC400	10-160 HF Tuner	199.00 (3.50)

CAP CO.		
AERIAL TUNERS		
SPC300D	1kW PEP	225.00 (6.00)
SPC3000D	3kW PEP	325.00 (6.00)

Appointed agent
for



Instant credit available.
Mail/Telephone order by cheque or
credit card. Cheques cleared before
goods despatched.



OPEN TUES.- SAT. 9.00-5.30
(CLOSED MONDAYS)

STOCK ITEMS USUALLY
DESPATCHED WITHIN 48 HRS.
DELIVERY/INSURANCE PRICES
IN BRACKETS

Practical Wireless

The Radio Magazine

DECEMBER 1986 VOL 62 NO. 12 ISSUE 957



THIS MONTH'S COVER

Our featured project this month, the versatile High Impedance MOSFET Voltmeter designed by John Thornton-Lawrence GW3JGA.

**NEXT
MONTH**

A Basic
Wobbulator

A Small Isolated
Power Supply

The ICS RM-1
Modem
Reviewed

**On sale
December 11**

Contents subject to last-minute revision

24 Kit Construction—It's Easy
Cambridge Kits Noise Bridge
Elaine Richards G4LFM

**26 High-Impedance MOSFET
Voltmeter**
John Thornton-Lawrence
GW3JGA

32 An Effective TVI Filter
Basil Spencer G4YNM

34 Modifying the SRX-30D
S. Niewiadomski

38 Calling the Elettra
E. M. Fairburn

**43 Planning Difficulties — An
Alternative Approach**
Robin Bellerby G3ZYE

47 PW Review
C. M. Howes HC220 Transverter
by C. L. Turner G3VTT

50 Ionospheric Refraction
Dr L. W. Brown G0FFD and
F. C. Judd G2BCX

74 Errors and Updates
PW "Taw" VLF Converter, Nov. 1986

75 PW INDEX FOR 1986
We are sorry that, due to pressure
on editorial space, the final part of
Getting Started, the Practical Way
has had to be held over this month.

Regular Features

80 Advert Index	17 Laugh With Barthes	23 Products
30 Book Service	18, 44 News	20 Services
54 Club News	57 On the Air	16 Write On
16 Comment	56 PCB Service	


Editorial and Advertisement Offices:
Practical Wireless
Enefco House
The Quay
Poole, Dorset BH15 1PP

☎ Poole (0202) 678558
Prestel 202671191

Editor Geoff Arnold T.Eng FSERT G3GSR
Assistant Editor Dick Ganderton C.Eng. MIERE G8VFH
Art Editor Steve Hunt
Technical Features Editor Elaine Richards G4LFM
Technical Projects Sub-Editor Richard Ayley G6AKO
Technical Artist Rob Mackie
Advertisement Manager Roger Hall G4TNT
Administration Manager Kathy Moore
Accounts Annette Martin

COPYRIGHT © PW Publishing Limited 1986. Copyright in all drawings, photographs, and articles published in *Practical Wireless* is fully protected and reproduction or imitation in whole or in part is expressly forbidden. All reasonable precautions are taken by *Practical Wireless* to ensure that the advice and data given to our readers are reliable. We cannot however guarantee it and we cannot accept legal responsibility for it. Prices are those current as we go to press.

THIS MONTH



ICOM

2 NEW Exciting ICOM to give you that movin'

NEW! IC-12E, 1200MHz FM Handportable.

ICOM technology is on the move again, continuing to explore the Amateur Radio field, as a result ICOM present the IC-12E, 23cm. Amateur band, handheld transceiver.

The IC-12E has a 16 button keypad allowing direct access to frequencies, memories and scanning facilities. Ten memory channels store operating frequency as well as simplex/duplex and duplex offset frequency. A priority function allows another frequency such as a repeater or calling frequency to be monitored for activity. The memory scan function continuously scans all ten memories in sequence whilst a programmed scan searches between two limits.


The IC-12E is equipped with a 1750Hz tone generator for initial access to a repeater. Frequency coverage 1260-1299.9875Mhz with 5 frequency step rates. An internal power module provides 1 watt or LOW 100mw. as standard. This handheld is supplied complete with an IC-BP3 nicad battery pack, flexible antenna, A.C. wall charger, belt clip, wrist strap, personal earpiece and full operating instructions.

Also available for the IC-12E and other ICOM Hand-portables are a large range of optional extras including a variety of rechargeable nicad power packs, dry cell battery pack, desk charger, headset and boom mic, speaker mic, leatherette cases and mobile mounting brackets.

For more information on this handportable and other ICOM Amateur Equipment contact your local ICOM dealer or Thanet Electronics Limited.



Thanet ICOM **Thanet ICOM** **Thanet ICOM** **Thanet ICOM** **Thanet ICOM** **Thanet ICOM** **Thanet ICOM** **Thanet ICOM** **Thanet ICOM** **Thanet ICOM**



ICOM

Handportable Transceivers ing experience.

NEW! IC-MICRO TWO, Mini-handportable.

This is the smallest handportable transceiver from ICOM. The MICRO-TWO, 2 metre FM measures only 148 x 61 x 31mm. with BP22 battery pack (not shown here). The MICRO-TWO is a hand-size transceiver which will equally fit most pockets.


On the top panel a clear LCD readout gives frequency and memory channel number. Tuning is made easy using up/down toggle switches to select 1MHz, 100kHz or 12.5kHz steps as well as the 10 memory channels. Full repeater and reverse duplex operation facilities are featured including repeater access tone. An automatic power saving function reduces battery power consumption when in receive mode. Output power is 1 watt or 100 milliwatts (low) with the BP22 nicad pack.

The ICOM MICRO-TWO is the ultimate in 2 metre miniature handheld transceivers, yet despite it's small size the receiver sensitivity and performance has not been compromised. This handy transceiver comes complete with the BP22 nicad pack (not shown here), A.C. wall charger, helical antenna. Most existing ICOM accessories can also be used.

An optional extra, the BC50 desk charger will rapidly charge the BP22 battery in just one hour. Other options include the BP23 long-life, low-power and BP24 medium-life, high-power nicad battery packs. Contact us or your local ICOM dealer for more details on this exciting new product.

Actual Size Photograph.

This shows the non-standard low capacity battery pack. N.B. Standard battery pack is normally the higher capacity BP22 as mentioned in text.





ICOM

ICOM Models currently available.

H.F.

IC-751A SSB,CW,FM,AM,RTTY, Gen Cov Rx, 32 mems 100W
 IC-745 SSB,CW,AM (Rx only), FM (optional), RTTY, Gen Cov Rx, 16 mems 100W
 IC-735 SSB,CW,AM,FM, Gen Cov Rx 12 mems 100W
 IC-2KL 1KW PEP Linear, Auto Band Switching.
 IC-2KLPS A.C. Power Supply for IC-2KL.
 IC-AT100 Auto Antenna Tuner, 100W (751A,745).
 IC-AT150 Auto Antenna Tuner 100W (735).
 IC-AT500 Auto Antenna Tuner 500W (2KL).
 IC-AH2A Mobile Auto Antenna Tuner
 IC-AH2B Antenna Whip and Mount for AH2A.

RECEIVERS

IC-R71E 0.1-30MHz, All Mode, Keypad freq entry, 32 memories.
 IC-R7000 25-1000 + 1025-2000Mhz (spec to 1300Mhz) Keypad entry, 99 memories.

50MHz

IC-505 SSB,CW,FM (optional) Portable, 3/10W.
 IC-551 SSB,CW,FM (optional) Base Station, 10W
 IC-551D SSB,CW,FM (optional) Base Station, 80W.

2M

IC-2E FM Handportable, Thumbwheel entry 1.5W/BP3.

IC-02E FM Handportable, Keypad entry, 3W/BP3.
 IC-27E FM Mobile, Scanning, 9 mems, 25W.
 IC-27H FM Mobile, As Above, 45W.
 IC-28E FM Mobile, 21 mems, 25W.
 IC-28H FM Mobile, As Above, 45W.
 IC-290D Multimode Mobile, Scanning, 5 mems, 25W.
 IC-271 Multimode Base Station, 32 mems, 10W.
 IC-271E Multimode Base Station, As Above, 25W.
 IC-271H Multimode Base Station, As Above, 100W.

70CM

IC-4E FM Handportable Thumbwheel entry, 1.5W/BP3.
 IC-04E FM Handportable, Keypad entry, 3W/BP3.
 IC-47E FM Mobile, Scanning, 9 mems, 25W.
 IC-490E Multimode Mobile, Scanning, 5 mems, 10W.
 IC-471E Multimode Base Station, 32 mems, 25W.
 IC-471H Multimode Base Station, As Above, 75W.

2m & 70CM

IC-3200E FM Mobile, Scanning, 10 mems, 25W.

23CM

IC-12E FM Handportable, Keypad entry, 1260-1300MHz, 1W/BP3.
 IC-120 FM Mobile, Scanning, 6 mems, 1W.
 IC-1271E Multimode Base Station, 1240-1300MHz, 10W.

Authorised ICOM Dealers.

Alyntronics, Newcastle. 091 2761002.
 A.R.E. Communications Ltd, Merseyside. 09252 29881.
 Amcomm-ARE, London. 01 992 5765.
 Amateur Electronics, Birmingham. 021 327 1497.
 Arrow Electronics Ltd, Chelmsford, Essex. 0245 381673.
 Beamrite, Cardiff. 0222 486884.
 Booth Holdings (Bath) Ltd, Bristol. 02217-2402.
 Bredhurst Electronics Ltd, W. Sussex. 0444 400786.
 D.P. Hobbs, Norwich. 0603 615786.
 Dressler (UK) Ltd, Leyton, London. 01 558 0854.
 D.W. Electronics, Widnes, Cheshire. 051 420 2559.
 Eastern Communications, Norwich. 0603 667189.

Hobbytronics, Knutsford, Cheshire. 0565 4040.
 Poole Logic, Poole, Dorset. 0202 683093.
 Photo Acoustics Ltd, Buckinghamshire. 0908 610625.
 Radcomm Electronics, Co. Cork, Ireland. 010 3521 632725.
 Radio Shack Ltd, London. 01 624 7174.
 R.A.S. Nottingham. 0602 280267.
 Ray Withers Comms, Warley, W. Midlands. 021 421 8201.
 Scotcomms, Edinburgh. 031 657 2430.
 South Midlands Communications & Branches. 0703 867333.
 Tyrone Amateur Electronics, Co. Tyrone, N. Ireland. 0662 42043.
 Reg Ward & Co. Ltd., Axminster. 0297 34918.
 Waters & Stanton Electronics, Hockley, Essex. 0702 206835.

Telephone us free-of-charge on:

HELPLINE 0800-521145.

— Mon-Fri 09.00-13.00 and 1400-17.30 —

This is strictly a helpline for obtaining information about or ordering ICOM equipment. We regret this service cannot be used by dealers or for repair enquiries and parts orders. Thank you.

You can get what you want just by picking up the telephone. Our mail order department offers you free same day despatch whenever possible, instant credit, interest free H.P., Barclaycard and Access facility, 24 hour answerphone service.



Tha-net ICOM Electronics
 Sea Street, Heme Bay, Kent CT6 8LD
 Tel: (0227) 363859
 Dept. PW



South Midlands

SCHOOL CLOSE, CHANDLERS FORD IND. EST., I

NEW

SMC BLACK JAGUAR

- ★ 16 CHANNEL POCKET SCANNER
- ★ EASILY FITS IN POCKET
- ★ FREQUENCY COVERAGE
 - 26-29.995MHz
 - 50-88 MHz
 - 115-178 MHz
 - 200-280 MHz
 - 360-520 MHz
- ★ DELAY AND PRIORITY FUNCTION
- ★ SCANS MEMORIES OR PRESET FREQUENCY LIMITS
- ★ P.BUTTON INPUT OF MOST COMMANDS
- ★ EASY TO USE - HANDY TO HAVE
- ★ QUALITY ELECTRONICS IN A QUALITY CASE
- ★ T.N.C. AERIAL (SUPPLIED)




£269.00 inc.

NEW

SMC VHF HANDLE

- ★ QUALITY FROM S.M.C. IN VHF
- ★ COVER 141-179.99MHz FM
- ★ 2.5KHz CHANNEL STEPS
- ★ 25KHz FILTERING (RECEPTION OF 12.5KHz AND 25KHz TRANSMISSIONS)
- ★ P.L.L. OUT OF LOCK WARNING LAMP
- ★ EXCELLENT SOUND QUALITY
- ★ INTERNAL NI-CAD PACK (RE-CHARGEABLE)
- ★ SUPPLIED ACCESSORIES - 240V CHARGER - WHIP AERIAL - EARPHONE
- ★ PROTECTED BY SOLID ALUMINIUM CASE



£132.25 inc.

THE SCANNER TWINS



FT290R II THIS IS THE ONE!

THE U.K.'S MOST POPULAR 2M PORTABLE BASE STATION HAS BEEN IMPROVED. YES, REALLY! YAESU HAVE DONE THE IMPOSSIBLE.

THE NEW MARK II VERSION OF YAESU'S FAMOUS MULTI-MODE HAS PUSH BUTTON CONTROL, SCANNING SPEAKER-MIC, FULL 144-146 MHz COVERAGE, SSB (LOWER OR UPPER), FM AND CW. OPTIONS INCLUDE CUSTOM NICAD BATTERY PACK OR 25W LINEAR AMP AND A HOST OF YAESU ACCESSORIES.

BRIEF SPEC: 2.5W RF OUTPUT ON FM, 2 V.F.O.s, PROGRAMMABLE MEMORY SCAN OR MEMORY CHANNEL SCAN, NOISE BLANKER, FM STEPS 12.5/25/50 KHz ON FM, 25/100/2500 Hz ON SSB AND CW.

IN SHORT — IT'S A BEAUT! CALL IN AT YOUR NEAREST BRANCH AND GET YOUR HANDS ON THIS ONE NOW!

PRICE? WE'LL MATCH THE BEST U.K. ADVERTISED OFFER

IN STOCK NOW!


NEW

FT 690R II

NEW BAND - NEW RADIO - NEW POSSIBILITIES - NEW WORLD

YES - The FT 690R II IS THE RADIO OF THE EIGHTIES! 6 METRES PACKED WITH GOODIES - DUAL V.F.O.s - 10 MEMORIES - PUSH BUTTON CONTROL - DIE CAST CHASSIS FOR SUPERB PHYSICAL STRENGTH AND R.F. SCREENING - TELESCOPIC WHIP - OPTIONAL 10 WATT LINEAR OR CLIP-ON P.S.U. - PRIORITY MONITORING ON EITHER V.F.O. - Tx/Rx MODES FM-USB-LSB-CW FULL RANGE OF YAESU FT 690R II DEDICATED ACCESSORIES - PLUS

S.M.C. SERVICE. YOUR GUARANTEE OF PERSONAL ATTENTION! PRICE? WE'LL MATCH THE BEST U.K. ADVERTISED OFFER IN STOCK NOW!



INCREDIBLE! THAT'S THE ONLY WORD FOR THE YAESU FT727R

NEW

FT727R



YAESU HAS COMBINED 2M AND 70CMs IN ONE NEAT MULTI-FUNCTION PACKAGE

LOOK AT THESE FEATURES!

- ★ 5 WATTS O/P ON 2M AND 70CM (WITH FNB4A BATTERY)
- ★ ALL FUNCTIONS DISPLAYED ON L.C.D. — SEE AT A GLANCE WHICH FUNCTIONS ARE IN USE
- ★ CAT I/P AND O/P SOCKET GIVES S METER READ OUT AND ACCEPTS INPUT FROM COMPUTER FOR EXTERNAL CONTROL
- ★ CROSS BAND SEMI-DUPLEX OPERATION
- ★ 10 STANDARD MEMORIES
- ★ PROGRAMMABLE MEMORY SCAN PLUS 12.5KHz OR 25KHz STEP SELECTION ON VHF AND UHF
- ★ ALL THIS IN A HAND SIZE PACKAGE 71×201×38mm (WITH FNB4A BATTERY)

PRICE? WE'LL MATCH THE BEST U.K. ADVERTISED OFFER

MORE SPECIAL OFFERS FROM S M C

FT290R 379.00
FT690R 289.00
FT790R 399.00

LOOK! THESE THREE YAESU FAVOURITES BACK IN STOCK - BUT LIMITED STOCKS ONLY -

BUY NOW!

HUNDREDS OF OTHER ITEMS IN STOCK! WHAT DO YOU NEED? WE HAVE IT IN STOCK AT THE BEST PRICE IN U.K.

YAESU FT23R & FT73R

NEW

THE BEST GUARANTEE MONEY CAN BUY



HEAR THE DIFFERENCE FOR YOURSELF - YAESU'S BABY GIANTS OUT PERFORM ALL THE OTHERS! SMALL - PERFECTLY FORMED - OUTSTANDING PERFORMANCE - A NICE LITTLE HANDFUL! THAT'S YAESU - THAT'S THE FT23 AND HIS 70CMs BROTHER FT73.

YAESU AND S.M.C. TOGETHER COMBINE TO BRING YOU THE LATEST FAMILY - TECHNOLOGY AND KNOWHOW FROM YAESU - EXPERT SALES ADVICE AND 1ST CLASS SERVICE BACK-UP FROM S.M.C.

PLUS OUR

**FREE FINANCE
FREE DELIVERY
FREE 2 YEAR GUARANTEE.**

UNBEATABLE FT23 ON 2 METERS AND FT73 ON 70CMs

NO PRICES GIVEN - WE'LL MATCH THE BEST PRICE IN THE U.K. PHONE TODAY FOR YOURS.

IN STOCK NOW!

YAESU QUALITY - SMC 2 YEAR GUARANTEE* YOUR PASSPORT TO SAFE AMATEUR RADIO

* ON YAESU FULL PRICED ITEMS

LEEDS
SMC (Leeds)
257 Otley Road,
Leeds 16, Yorkshire
Leeds (0534) 782326
9-5.30 Mon-Sat

CHESTERFIELD
SMC (Jack Tweedy) Ltd
102 High Street
New Whittington,
Chesterfield
Chest. (0246) 453340
9.30-5.30 Tues-Sat

BUCKLEY
SMC (Timp)
Unit 27, Pinfold Lane
Buckley, Chwyd
Buckley (0244) 549563
10-5 Tues, Weds, Fri
10-4 Sat

JERSEY
SMC (Jersey)
1 Belmont Gardens
St. Helier, Jersey
Jersey (0534) 77067
9-5 pm Mon-Sat
Closed Wed

N. IRELAND
SMC N. Ireland
10 Ward Avenue
Bangor
County Down
0247 464875.



Southampton Showroom open 9-5.30 pm Monday to Friday, 9-1 pm Saturday. Service Dept open Mon-Fri 9.00-5.30.

AGENTS

JOHN DOYLE, TRANSWORLD COMMS, NEATH (0639) 52374 DAY (0639) 2942 EVE

BOOTH HOLDINGS, SALTFORD, BRISTOL 02217 2402

JACK McVICAR, SCOTCOMMS, EDINBURGH 031 657 2430

LOOK!

THE LARGEST U.K.
AMATEUR DEDICATED
LIBRARY - OVER 40 TITLES

- A SMALL SELECTION APPEARS HERE
- | | |
|--|--------|
| 1. H.F. ANTENNAS FOR ALL LOCATIONS | £6.10 |
| 2. TEST EQUIPMENT FOR THE RADIO AMATEUR | £6.00 |
| 3. AMATEUR RADIO SOFTWARE | £8.45 |
| 4. GUIDE TO AMATEUR RADIO | £3.45 |
| 5. RADIO AMATEURS Q&A REF MANUAL (R. PETRIE) | £6.75 |
| 6. AMATEUR RADIO (STOKES & BUBB) | £9.95 |
| 7. RADIO DATA REF BOOK | £8.60 |
| 8. RADIO AMATEURS EXAM MANUAL 11TH ED. | £3.00 |
| 9. AMATEUR RADIO OPERATING MANUAL | £6.20 |
| 10. SATELLITE EXPERIMENTERS HANDBOOK | £12.70 |
| 11. MORSE CODE FOR RADIO AMATEURS | £1.30 |
| 12. TELEVISION INTERFERENCE MANUAL | £1.80 |
| 13. OUT OF THIN AIR (P.W. PUB) | £1.55 |

PRICES INCLUDE P&P. NO MORE TO PAY
PERSONAL SHOPPERS DEDUCT P&P
EVEN BETTER PRICES
ALL THESE AND MANY
MORE IN STOCK
NOW!

LOOK!

IDEAL CHRISTMAS
GIFTS FOR THE RADIO
AMATEUR XYL'S AND
2ND HARMONICS!!
UK'S BIGGEST SELECTION
AT SMC - THE BOOKSHOP

- | | |
|---|--------|
| 14. ARE THE VOLTAGES CORRECT (PW PUB) | |
| 15. VHF/UHF MANUAL | £1.80 |
| 16. AMATEUR RADIO COMMUNICATION TECHNIQUES | £9.75 |
| 17. RADIO COMMUNICATION HANDBOOK | £5.70 |
| 18. VHF/UHF AIRBAND FREQ. LIST | £10.25 |
| 19. HOW TO PASS THE RAE | £4.40 |
| 20. WORLD PRESS SERVICES FREQUENCIES (RTTY) | £2.75 |
| 21. PASSPORT TO AMATEUR RADIO | £7.30 |
| 22. WIRES AND WAVES | £1.80 |
| 23. INTRODUCING RTTY | £3.35 |
| 24. YAESU LOG BOOK | £1.30 |
| 25. QRA MAP (COATED) FREE WITH OVERLAY | £2.00 |
| 26. QRA OVERLAY | £0.75 |

PHONE YOUR ORDER IN TODAY
MOST ORDERS RECEIVED BY 12.00
DESPATCHED SAME DAY
SUPER SERVICE
SUPER BUYS
SMC

NEW

DIAMOND DISCONE AERIAL
COVERAGE - FANTASTIC
25MHz - 1.3GHz
MAXIMUM HEIGHT 65"
THAT SAYS IT ALL!

£69

CAN ALSO BE USED FOR TX.

**THIS MONTH'S
SUPER OFFER**

FRG9600 Mk IV
(950MHz)
SPECIALLY MODIFIED
BY SMC



PLUS
DIAMOND DISCONE
AERIAL

£564

INC. CARR.

CAPCO



NEW

**SPC 300D
SPC 3000D**

- ★ BRITISH DESIGNED AND BUILT
- ★ QUALITY COMPONENTS THROUGHOUT
- ★ CONTINUOUS TUNING 1 to 30MHz
- ★ SPC 300D 1KW P.E.P. (300W CONTINUOUS)
- ★ SPC 3000D 3KW P.E.P. (1500W CONTINUOUS)
- ★ LIGHTNING SAFETY DEVICE FITTED AS STANDARD
- ★ 3 AERIAL SOCKETS
- ★ PRECISE TUNING - DIGITAL TURNS COUNTER
- ★ INPUT IMPEDANCE NOMINAL 50 OHMS
- ★ BUY CAPCO - STAY IN TUNE WITH THE WORLD

SPC 300D £225.00 SPC 3000D £325.00

INTERLINK

* Free delivery on Yaesu Products

* Free Finance available on Yaesu regularly
priced items. Check with sales dept. for
details

FREE PURCHASE
DETAILS ON
REQUEST

FREE FINANCE *

FREE DELIVERY *

FREE SMC
2 YR GUARANTEE
ON FULL PRICED
YAESU ITEMS

NEW INTERLINK
SERVICE

LARGEST YAESU
STOCK IN U.K.

NEW SHOWROOM

NEW DEMONSTRATION
FACILITIES

YAESU BACKED
SERVICE


MERRY CHRISTMAS

TO ALL OUR CUSTOMERS

LITTLE AND

Little in Size

The New 'LP' Series



FREQUENCY RANGE: 144-148MHz
OUTPUT POWER: 50W RMS 0.5dB
POWER REQUIREMENTS: 13.8V dc. 5.5A 15%
PRE-AMP GAIN: TYPICALLY 12dB
RX NOISE FACTOR: BETTER THAN 1.5dB
CONNECTORS: BNC SOCKETS
OVERALL SIZE: 178x122x48mm

B.N.O.S.
ELECTRONICS

- ORDERS UNDER £10 PLEASE ADD £1 POST & PACKING
- POSTAGE FREE ON ORDERS OVER £10
- SECURICOR DELIVERY AVAILABLE AT £5.00 PER ORDER

LARGE

Large in Output

2m Mobile 50W Linear from B.N.O.S.

THE 3 WATT INPUT LP144-3-50 AND 10 WATT INPUT LP144-10-50 RETAIL FOR ONLY £125 INCLUDING VAT

ALSO 6M, 50MHz AMPLIFIERS
LPM50-10-100 – £195.00
LP50-3-50 – £135.00
LP50-10-50 – £135.00

B.N.O.S. ELECTRONICS LTD. DEPT PW,
MILL LANE, STEBBING, GT. DUNMOW,
ESSEX CM6 3SL. TEL: (037186) 681

SPECTRUM COMMUNICATIONS

MANUFACTURERS OF RADIO EQUIPMENT AND KITS

CB TO 10 FM CONVERSION BOARDS, suits all UK FM CB rigs to give 29.31 to 29.70MHz. Size only 63x40x13mm. Built and aligned board SC29 £15. Or send your rig and we'll fit it. £28 inc. return P&P for mobiles. £31 inc. for base rigs.

MULTIMODE CB CONVERSIONS, send your 120 channel rig and we'll convert it to give 28.01 to 29.70MHz in straight sequences without gaps. Colt 1200DX, Cobra 148, Hy Gain 5, Multimode 2, Major M360, Tristar 747 & 777, Super Star 360, Concorde, etc., £62 inc. return P&P. Jumbo or Colt Excalibur 1200, £65. 80 Channel rigs such as Stalker 9 or Major M588 are modified to give 28.31 to 29.70MHz in straight sequence without gaps. £45.00 inc. return P&P. 200 Channel in 4 bands of 50 are converted to give 28.00 to 30.00MHz or 28.00 to 29.70MHz as required. Super Hy Gain 5, Lafayette 1800, Super Star 2000. £45.50 inc. return P&P. Nato 2000 £52.50, Super Star 2000-5x40CH £70. Colt 1600, 4x40CH, £65.50.

FREQUENCY MODEM adds FM to synthesized rigs with 455KHz IF. Type FM 455, PCB kit £6.50, PCB built £9.50.

FREQUENCY DEMODULATOR adds FM to receivers with 455KHz IF, suits R600 & R1000. Type FD455, PCB kit £5.50, PCB built £7.50.

FREQUENCY MODULATOR adds FM to synthesized rigs or rigs with clarifier, Type FM1000, PCB kit £3.00, PCB built £4.00.

RECEIVE CONVERTERS 2, 4 or 6 Metre aerial input with 10 metre IF or 4, 6, 10 or 20 metre aerial input with 2 metre IF. 26dB gain, low noise with OSC output. Types RC2-10, RC4-10, RC6-10, RC4-2, RC6-2, RC10-2, RC20-2. PCB kit £17.25, PCB built and tested £24.50, Boxed kit £25.00, Boxed built and tested £35.25.

TRANSMIT CONVERTERS, 2, 4, or 6 M. aerial output with 10 M. IF, 10 M 25mW to 1W drive 500mW output, matches receive converters. Types TC2-10, TC4-10, TC6-10, PCB kit £16.50, PCB built £25.75, Boxed kit £36.50, Boxed built £50.00.

TRANSMIT & RECEIVE CONVERTERS, combination boxed unit, 500mW output, types TRX2-10, TRX4-10, TRX6-10, Boxed kit £49.00, Boxed built and tested £89.50.

TRANSCIVE CONVERTER, single board version of receive & transmit converters, 500mW output, with repeater shift facility. Types TRC2-10, TRC4-10, TRC6-10, PCB kit £39, PCB built and tested £54, Boxed kit £54, Boxed built and tested £83.25.

TRANSMIT AMPLIFIER, unswitched, suitable for Transmit Converters, Transceive Converters and MEON, 500mW in, 20W min output. Types TA2U2, TA4U2, TA6U2 PCB kit £33, PCB built & tested £48.75. Boxed kit £39.00, boxed, built and tested £53.00.

RECEIVE PREAMPS 2, 4, 6 or 10 metre, RF & DC switched, 0-20dB variable gain, low noise, 100W handling. Types RP2S, RP4S, RP6S, RP10S. Also masthead version DC coax fed, types RP2SM, RP4SM, RP6SM, PCB kit £12, PCB built and tested £16.75, Boxed kit £20.25, Boxed built and tested £27.00.

NOISE SQUELCH squelches rig when noise is high. Allows reception between noise bursts. Type NS1000, PCB kit £7.25, PCB built £10.25.

VAT & P&P INC PRICES
Delivery within 14 days subject to availability. 24 hr answering.

UNIT B6, MARABOUT INDUSTRIAL ESTATE,
DORCHESTER, DORSET. TEL: 0305 62250

RETAIL • MAIL ORDER
TRADE • EXPORT •
EDUCATION

HENRY'S NEW CATALOGUE

WITH
**FREE
DISCOUNT
VOUCHERS**
(Total value £4.00)

COMPONENTS
SEMICON • CONNECTORS • TEST
AND MEASURING INSTRUMENTS
CABLES • TOOLS • BOARDS • BOXES
AUDIO AND PA EQUIPMENT • SECURITY
AND COMMUNICATIONS • TV-VIDEO
HI-FI • COMPUTER ACCESSORIES

PLUS - PLENTY OF BARGAINS

**POST
TODAY**

SEND LARGE S.A.E. (min 12" x 9" with
98p stamp UK) - (Overseas send
£1.00 with address) Price £1.00 to callers
FREE ON WRITTEN REQUEST TO ALL TRAINING
AND EDUCATIONAL ESTABLISHMENTS (ref PW)

OFFICIAL
ORDERS
WELCOME

QUANTITY DISCOUNTS AVAILABLE
HENRY'S AUDIO ELECTRONICS
404 Edgware Road, London W2 1ED.
Sales office: 01-258 1831
OPEN 6 DAYS A WEEK - ALL WELCOME





North London



Communications



211 WEST HENDON BROADWAY, LONDON NW9 7DE
TEL No: 01-202 3638 TELEX: 298765 UNIQUE G

SPECIAL DISCOUNTED PRICES

PRICES AVAILABLE ON
MICROWAVE MODULES
AND DATONG.

RING NOW FOR DETAILS

POWER SUPPLIES

£ Inc VAT (P+P)

DRAE (13.8 VDC Fixed Output)	
4 Amp	43.90 (2.00)
6 Amp	65.00 (2.50)
12 Amp	86.50 (3.00)
24 Amp	125.00 (4.00)

ALINCO EP2510	13.8VDC, 25 Amp continuous, 30 Amp surge	149.95 (5.00)
-------------------------	--	---------------

DACTRON PX402	13.8VDC, 3 Amp continuous, 4 Amp max.	67.00 (2.50)
-------------------------	---------------------------------------	--------------

ADONIS MICS

AM303	Base Mic/Compressor	43.50 (1.50)
AM503	Compressor Mic	57.00 (1.50)
AM803	3 Outputs switchable	75.00 (1.50)
FX1	Swan-Neck Mobile	46.50 (1.50)
MM202S	Clip on Mobile	29.50 (1.50)
HW7	Portable H/Set boom for Yaesu FT208/Trio TR2500 Icom IC2E	32.00 (1.50)
AK5	Mic switch box	27.50 (1.50)
AW80	Hand Mic Transmitter/Receiver	62.50 (2.00)
TM55H	Telephone H/Set + Interface	62.50 (2.00)

SWR/PWR METERS

WELZ		
SP10X	Portable Power/SWR 1.8-150MHz	42.95 (1.50)
SP300	1.8-500MHz -1KW	125.00 (1.50)
SP600	1.6-500MHz -2KW	169.00 (1.50)
NEW	1.8-200MHz/430-450MHz/800-930MHz/1240-1300MHz	
SP825	150 Watts RMS + PEP reading	169.00 (1.50)
SP350	1.8-500MHz/200 Watt	95.00 (1.50)
SP380	1.8-500MHz/200 Watt Mobile Unit	69.00 (1.50)
TP05X	RF Tester for handhelds max. 5 Watt	22.50 (1.50)

TOYO		
T435	VHF/UHF Twin Meter 2/20/120W	55.50 (1.50)
SWR25	Twin Meter SWR/Power/Field Strength 3.5-150MHz	18.50 (1.50)

HANSON		
FS500H	1.8-60MHz 20/200/2KW PEP	90.00 (1.50)
SWR50B	3.5-150MM Twin Meter	34.50 (1.50)
SWR3	Single Meter 20/200 Watt 150MHz	34.50 (1.50)

DUMMY LOAD

T25	1.8-500MHz 25 Watt	7.95 (1.00)
T100	1.8-500MHz 100 Watt	36.00 (1.00)
T200	1.8-500MHz 200 Watt	52.00 (1.00)
Welz CT15A	15 Watt	10.50 (1.00)

SWITCHES

Welz	2 Way SO239	15.95 (1.00)
Welz	2 Way "N" Sockets	22.95 (1.00)
SA450	2 Way SO239	12.65 (1.00)
TOYO 120	2 Way Slide SO239	6.50 (1.00)
CT2	Toggle 2 x SO239/1 x PL239	6.50 (1.00)

COAX RELAYS

(All 12V 80mA)		
CX120A	Direct Wire in 150W @ 1.5GHz	19.50 (1.00)
CX230A	BNC Socket	25.95 (1.00)
CX600N	"N" types fitted	44.95 (1.00)



MORSE KEYS

HX704	Straight up/down	21.00 (1.50)
HK702	Up/down on marble base	29.75 (1.50)
HK707	Straight up/down	18.75 (1.50)
BK100	Vibro type single pad	24.75 (1.50)
MK704	Twin squeeze paddle	17.25 (1.50)
MK705	Squeeze on marble base	29.75 (1.50)
MK702	Single paddle on marble base	31.00 (1.50)
EMK1A	Morse Oscillator	10.25 (1.00)

LOW PASS FILTERS

TF30	1KW Low Pass Filter	21.50 (1.50)
------	---------------------	--------------

AERIAL TUNER UNIT

Welz AC38M	All Ham bands 100W	95.00 (2.00)
Yaesu FC700	All Ham bands 100W	149.00 (2.00)

ROTATORS

AR1002	Light/Mid 50KG	45.00 (2.50)
AR2200	Mid/Heavy 250KG	89.95 (3.00)
KR400RC	Heavy 250KG	147.95 (5.50)
KR600RC	Heavy	199.00 (5.50)
AR40		115.00 (2.00)
CD45		189.95 (3.00)
HAM IV		379.00 (4.00)

COAX CONNECTORS

(All Connectors Nickel unless stated otherwise)

UHF PL259/SO239 CONNECTORS £ Inc VAT

TG550/S	De-Luxe silver plated PL259/RG58	2.45
TG550	PL259/RG58 presser fitting	2.20
TN551	PL259/RG213	0.75
TN555	Reducer TN551 for use with RG58	0.16
TN551/2	PL259/RG58 built in reducer	0.65
TN552	SO239 Chassis Mount/4 hole fixing	0.65
TN552/2	SO239 Chassis Mount/2 hole fixing	0.65
TN554	SO239 Chassis Mount/Single hole fixing	0.65
TN553	SO239/SO239 double female adaptor	1.00
TN563	PL259/PL259 double male adaptor	1.45
TN558	Right angle Adaptor PL259/SO239	1.45
TN559	T-Connector 3 x SO239	1.45
TN560	T-Connector 2 x SO239/1 x PL259	1.45
TN557	Adaptor SO239 to phono plug	1.60
TN562	Adaptor SO239 to 3.5mm jack plug	1.60
TN567	Lightning arrestor with SO239 x 2	2.75
TN577	Right angle PL259 free plug RG58	0.75

BNC CONNECTORS

TG1501	BNC free male plug RG58	1.10
TN1508	BNC T adaptor 3 x male	2.50
TN1509	BNC right angle adaptor	2.00
TN1520	BNC plug to SO239 socket	2.00
TN1521	BNC socket to PL259	2.00
TN1522	BNC single hole chassis mount	0.95
TN1523	BNC four hole chassis mount	0.95

N CONNECTORS

TG1451	Free male "N" plug/RG58 (Silver plated)	2.50
TG1453	Free male "N" plug/RG213 (Silver plated)	2.75
TN1461	Four hole "N" Chassis socket	1.65
TN1481	"N" male to BNC female	3.75
TN1482	BNC male to "N" female	3.75
TN1485	PL259 to "N" female	3.75
TN1486	SO239 to "N" male	3.75

MIC PLUGS + SOCKETS

2/4/5 Pin Mic plug/Chassis socket	0.90
6/7/8 Pin Mic plug/Chassis socket	1.65

Postage For Plugs: All plugs 0.65p each

CABLE 50 OHMS - Good Quality

RG58 C/U per metre	0.35
RG213 Low loss per metre	0.80

Postage for Cable: £1.00 for up to 20 metres
£2.50 for 20 metres +

SPECIAL OFFER

PATCH LEADS PL259/PL259	
1/2 METRE	£1.75 inc VAT
1 METRE	£1.95 inc VAT
PRICE INCLUDES U.K. POSTAGE!	

In the interest of better service, easier access and more space, we are moving out of our 400 Edgware Road premises and joining forces with the West Hendon branch. There is FREE parking for 150 cars, and the shop is easily accessible from the North Circular Road, M1 Motorway and is still only a short distance from Central London!! Our fully stocked showroom is open 6 days a week (Mon - Sat 9.30 - 5.30).

Why not drop in and see what we can offer?

You may get some good ideas for Christmas presents!



Normally 24hr despatch
but please allow 7 days
for delivery

MAIL ORDER AND RETAIL

ALL PRICES ARE INCLUSIVE OF V.A.T AND ARE CORRECT
AT TIME OF GOING TO PRESS

AKD

TEL.
0438 351710

Unit 5
Parsons Green Estate
Boulton Road
Stevenage
Herts SG1 4QG

MAIL ORDER DEPT.
Stock Items Normally
Despatched within 48 hours,
21 days latest.

**People said we had disappeared from the face of the earth. They were wrong
WE MOVED!!**

Our new larger premises allow us to hold bigger stock and to introduce **NEW** products.
Watch this space over the coming months.

Still going strong in its 4th year at the original price. How do we do it?

WA1 WAVEMETER £24.95



Our Waveabsorption meter for 2 Mtr transmitters meets licensing requirements range 120MHz to 450MHz, very sensitive, can also be used as field strength meter within its range. Requires PP3 type battery (not supplied).

HFC1

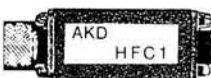
CONVERTER

£49.00

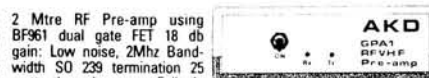
GPA1

PRE-AMP

£24.95



For the FRG 9600/965 our new HF Converter, connects to the aerial socket, and powered direct from the 8 Volt o/p of the FRG 9600. Tune from 100, 1MHz to 160MHz, gives tuning range of 100KHz to 60MHz, uses double balanced mixer, with low pass filter on input.
★ Can be supplied with BNC termination for other scanners ★



2 Mtr. RF Pre-amp using BF961 dual gate FET 18 db gain: Low noise, 2MHz Bandwidth SO 239 termination 25 watts through power. Failsafe switching, can be left in line when not required, auto RF sensing even at 1/2 watt, can be factory tuned between 28-170MHz.
★ Can also be tuned for 6-4 mtrs ★

A SELECTION OF OUR MOST POPULAR FILTERS (SEND SAE FOR FULL RANGE DATA SHEET)

RBFI

A range of UHF notch filters (for inner only) stocked at the following frequencies: 435MHz (70cms) channel 36 (for radar blips), 846MHz (RAF Boulmer interference) can be factory tuned from 420MHz to 890MHz.
To order quote RBFI/ followed by type.

£6.75 each

HPFI

Low insertion loss high pass filter with capacitive braid breaker for use with UHF TV, VIDEO & PRE-AMPS.

£6.75 each

HPFS

High pass filter with transformer braid breaker, better performance than HPFI but the insertion loss is a little higher. 1-2db best for severe problems for UHF only.

£7.00 each

TNF2

A range of notch filters specifically tuned for the frequency of interference on inner and outer bandwidth > 1MHz (2MHz above 100MHz). VERY LOW INSERTION LOSS TYPICALLY < 0.5db. Stocked for the following frequencies: 14MHz, 21MHz, 27.5MHz (CB), 29MHz, 50MHz, 71MHz, 145MHz. Also spot tuned at any frequency to 300MHz.
To order quote TNF2/ and the frequency.

£6.75 each

BB1

Transformer braid breaker > 25db at 30MHz, often used with other filters in our range for very severe interference. Ideal at the input of VCR and PRE-AMPS.

£6.75 each

IDEAL FOR CLUBS OR EMC GROUPS FOR EVALUATION OF INDIVIDUAL SITUATIONS

DK1 FILTER KIT

Kit of all filters in our range (11 in all) except for RBFI/ 846MHz.

£41.70

WE ALSO STOCK TORROID RINGS @ £2.50 PER PAIR.

RSGB NOW STOCK OUR FILTERS AND MEMBERS CAN OBTAIN THEM AT A DISCOUNT FROM RSGB HQ.

ALL PRICES QUOTED ARE CORRECT AT TIME OF GOING TO PRESS AND INCLUDE VAT, POSTAGE & PACKING

ALL OUR PRODUCTS CARRY THE USUAL 2 YEAR GUARANTEE


ALSO AVAILABLE FROM LEADING AMATEUR RADIO DEALERS

★ EMC PROBLEMS ★

PHONE OUR TECHNICAL HELPLINE ON THE ABOVE PHONE NO. BETWEEN 10am & 12 NOON ANY WEEKDAY.

Props: RT & VEL Wagstaffe. Technical Adviser: John Armstrong

NEW FROM KENPRO



TRADE ENQUIRIES
WELCOME

FULLY COMPUTERIZED HAND HELD KT220 EE/T

With facilities not yet available in other brands, look at the outstanding list of features and incorporating Kenpro's Legendary quality. This is a Top Line transceiver which should be amongst the most expensive, but our low overheads make it the Best Value for money available today.

- ★ Built in LCD Clock
 - ★ 10 Memories for 10 Repeaters
 - ★ 4 Scan Models "Scanlock" locks out unwanted channels
 - ★ 3.5 - 5 Watts Output
 - ★ 1750 Tone Burst
 - ★ CTCSS, DTMF, & Auto Dial
 - ★ Very Sensitive L/Noise Rcvr
 - ★ Auto Battery Save Function
- Don't forget the trusty economy version continues to be available.

KT 220 C/W ST ACC Basic **£259.99**
KT 220 C/W Nicads etc **£279.99**
KT 200 C/W ST ACC Basic **£189.00**
KT 200 C/W Nicads etc **£209.00**
KT 400 C/W Nicads etc **£255.00**

Full range of accessories available
Post, PK & Ins Transceivers **£5.00**

HP/PERSONAL LOANS

RWC

HI-TEC WORLDWIDE LIMITED
Importers Exporters and Distributors of Specialist Communications



584 Hagley Road West, Quinton, Birmingham B68 OBS.
Tel: 021-421 8201 (24hr) Telex: 334303 TXAGWM-G.

COMMUNICATION CENTRE OF THE NORTH

The largest range of communications equipment available in the North. Full range of receivers, transceivers, antennas, power supplies, meters. Ali tubing - wall brackets - rotators - insulators.

We are the original amateur radio suppliers in the North West with 20 years experience in all types of equipment.

Wide range of Base, Mobile, Antennas for all applications. Full range of equipment on display. Guaranteed after sales service.

Stockists also for Tonna, Welz, TET, G.Whips, Jaybeam, RSGB Publications, Diawa, Microwave Modules.

RECEIVERS

TRIO R2000 Solid State Receiver **£565.00**
Wide Band Scanning Receiver AR2002,
25-550 MHz AM-FM + 800 to 1300 MHz **£487.00**
R532 Airband Receiver **£224.00**
R537S Hand Held Airband Receiver **£69.50**
NRD525 Solid State General Coverage
Receiver **£1,195.00**

AT1000 SWL Antenna Tuning Unit **£69.50**

Please send SAE for full information and up-to-date prices as these fluctuate to change in sterling rates.
For the caller a wide range of Aluminium Tubing, Clamps, etc. at competitive prices, i.e. 12" x 2" Ali Tubing **£9.00**.

Full range of RSGB and ARRL publications in stock.

Part Exchanges welcome. Second hand lists daily.

Send S.A.E. for details of any equipment.

HP terms. Access/Barclaycard facilities.

Open 6 days a week. 24 Hour Mail Order Service.

Goods normally despatched by return of post.

Phone 0942-676790.

STEPHENS JAMES LTD.
47 WARRINGTON ROAD,
LEIGH, LANCs. WN7 3EA.

DEWSBURY ELECTRONICS

NEW FM BOARD FOR THE TS-930S



NOW FROM THE MAKERS OF THE WORLD FAMOUS STAR MASTERKEYERS, AN 'FM BOARD' FOR THE TRIO TS-930S

THIS EASY TO FIT READY BUILT BOARD, ENHANCES ALREADY SUPERB FACILITIES AVAILABLE ON THE TRIO TS-930S.


EASILY FITTED TO THE TS-930S, THE FM BOARD IN NO WAY DEGRADES THE PERFORMANCE OF THE TRANSCEIVER, ALL MODES INCLUDING FM ARE READILY AVAILABLE.

SUPPLIED AS A READY BUILT UNIT, COMPLETE WITH CONCISE AND EASY TO FOLLOW FITTING INSTRUCTIONS, CAN BE INSTALLED IN LESS THAN 90 MINUTES, OR FOR A MODERATE CHARGE, DEWSBURY ELECTRONICS WILL BE HAPPY TO FIT THE UNIT. COLLECTION AND DELIVERY ARRANGED. FOR FULL DETAILS AND SPECIFICATION, PLEASE SEND S.A.E.



STAR MASTERKEY CMOS MEMORY KEYS

8 MEMORIES, BEACON MODE, DIRECT & GRID BLOCK KEYING. FULL DETAILS IN PREVIOUS ADS. STILL ONLY
£95.00



FULL RANGE OF BENCHER KEYS

POST, PACKING AND INSURANCE ON EITHER KEYS £3.00



STAR MASTERKEY MK II

DOT - DASH MEMORIES IAMBIC OR SIDE SWIPE, SEMI AUTOMATIC MODE, 12 VOLT OR INTERNAL BATTERY.
PRICE £54.70

FULL RANGE OF TRIO PRODUCTS STOCKED

We are also stockists of DAIWA—MET ANTENNAS—POCOM—JRC—TAR—TASCO TELEREADERS—MICROWAVE MODULES—ICS AMTOR—AEA PRODUCTS—DRAE—B.N.O.S.

Dewsbury Electronics, 176 Lower High Street, Stourbridge, West Midlands.

Telephone: Stourbridge (0384) 390063/371228.

Telex: 337675 TELPES G

Instant finance available subject to status. Written details on request.



THE NEW TX-3

RTTY/CW/ASCII TRANSCEIVE PROGRAM

RTTY has selectable auto CR/LF with user-defined line length, LTRS/FIGS force and selectable Unshift-on-Space.

ASCII has data bits/stop bits/parity/text or binary mode options.

Both have selectable baud rates and shifts, high or low tones, frequency scale for really easy, accurate tuning and keyboard fine-tune.

CW has selectable software filters and TX tone, autotrack fully controllable to 250 wpm or can be locked, auto or fixed speed sending.

All modes have:

Receive screen unwrap – no more split words.

Displayed real-time clock can be transmitted or inserted into review store.

Large review store with fully selectable readout to screen or printer.

24 large memories for your standard information.

Pre-programmed RYRY and QBF test messages.

Callsign capture.

Character or word mode sending from type-ahead buffer or keyboard direct.

Re-transmittable receive buffer.

CW ident.

Memories and review store transferable to/from tape or disc.

TX buffer can be loaded from tape or disc to send a pre-prepared file.

Saveable status file contains your current settings for each mode so that the program automatically starts each mode the way you want it.

Ability to use either a T.U. or a simple interface.

All this and more available for **BBC-B** and **CBM64** now. Other versions coming soon.

To go with it we have the **NEW TIF1 INTERFACE**, specially designed to reduce computer noise. Receive has RTTY and CW 2-stage filters, transmit has outputs for MIC, PTT and key.

TX-3 and TIF1 are compatible with our existing products.

TX-3 on tape £20, disc £22 (BBC: state 40/80 track). If you already have our RTTY/CW transceiver program, return it with your order for a £10 discount.

TIF1 kit (assembled and tested PCB + connectors & cables but not MIC connector or box) £15. Complete assembled, boxed with all connections £25 (state rig), for more than 1 rig state extra rig(s) and add £3 for each.

For the listener we have the RX-4 MULTIMODE RECEIVE PROGRAM

Lots of features and performance for receiving **RTTY**, **CW**, **SSTV**, **AMTOR**. **Spectrum** needs no hardware, **BBC-B**, **CBM64** and **VIC20** use TIF1 or a T.U. on RTTY or CW. Tape £25, disc £27 (not Spectrum, BBC state 40/80 track).

As an alternative to a T.U., excellent results are obtained by the GW Morse Keys filter unit, available fully assembled and boxed for the same price as TIF1.

Prices include VAT and p&p, 1st Class inland, airmail overseas, normally by return. Eire, C.I., BFPO deduct 13%.

 **technical software (PW)** 
Fron, Upper Llandwrog, Caernarfon, Gwynedd LL54 7RF.
Tel. 0286 881886

RTTY TUNING MADE EASY

Now you can easily tune in RTTY signals using the latest kit from Kimaski. This unit will enable you to quickly and easily tune into RTTY transmissions using the 16 LED bargraph.

The TUNICATOR is adjustable so that it can be used to display most common forms of audio type signal and as there is adjustment for the base reference frequency as well as a frequency span control the TUNICATOR can be made to readout narrow (170Hz) as well as wide (850Hz) RTTY shifts all in one go.

The TUNICATOR may be used either horizontally or vertically because of its novel display mode.

The TUNICATOR accepts audio signals straight into the converter PCB and can therefore be used with any existing terminal unit or even with 'no-interface' computer programs.


The TUNICATOR is available in kit form and costs £29.95 + 50p P&P.

Other Kimaski kits include a CW filter which is ideal for use with direct conversion type receivers and a 555 timer tester, ideal for testing all those 555s lying in the junk box, this project also includes a tested 555!

Kimaski Kits are available from . . .

Kimaski
TECHNOLOGY

39 Stafford Street, Gillingham, Kent ME7 5EN
Tel: Medway (0634) 570441



**COMPACT
Spacesaver
ANTENNAS**

**AQ6 20, 2 Ele and 3 Ele.
4 BAND. 6, 10, 15, 20 M
AQ40, 2 Ele. 40 M! NEW**

CLOSE COUPLED — HI'Q' — CAPACITY HAT LOADED YAGI

Special Features:

- Unique Altron fully sealed coils for max stability.
- Resonant length elements for improved VSWR (1:1).
- Selectively detuned for optimum performance and gain. (No gimmick quad. needed).
- Easy trim spokes with lock nuts and spares.
- Minimized wind load and weight.
- Double insulated elements.

Typical Performance

ANTENNA MODEL	AQ6-20/2E	AQ6-20/3E	AQ40/2E
Forward Gain Dbd	3.8 to 4.8	5.5 to 7.5	3.8
Front to Back Db	13 to 15	16 to 18	12
Side Null Db	25	25	20
VSWR (Typical)	1:1.1	1:1.1	1:1.1
Weight	7.5 lb	12 lb	12 lb
Wind Load	2ft ² /0.18M ²	3ft ² /0.27M ²	3ft ² /0.27M ²
Turning Radius	76"/1930mm	96"/2438mm	114"/2895mm

PRICE + P&P £114.50 (£4.50) £169.00 (£7.00) £149.50 (£7.00)

Prices are inclusive of VAT. Terms C.W.O., Access. Visa.

**WE DESIGN — WE MAKE — WE SELL — DIRECT.
You Get Best Value**

Callers Welcome.
Open Mon-Fri 9am-5pm.
Sat. 9am-12.15 pm.

ALLWELD ENGINEERING
UNIT 6, 232 SELSDON ROAD,
S. CROYDON CP2 6PL.
Telephone: 01-680 2995 (24hr) 01-681 6734.

STOCK ITEMS NORMALLY DISPATCHED WITHIN 7 DAYS

dressler

**HAPPY CHRISTMAS TO
ALL OUR CUSTOMERS**

ALL SONY UK SUPPLIED

SONY AIR 7


PORTABLE-AM-FM

144-174MHz


108-136MHz

150KHz-2194KHz

£249



SWEDISH BRASS MORSE KEY



£60

SONY ICF 2001D

76-108 MHz


116-136 AIRBAND

160KHz-29995MHz

FM - AM - SSB 32 MEMORIES

INC PSU

£325



NEW YAESU FT767 FULL HF GENERAL COVERAGE TRANSCEIVER + 6M-2M+70cm **£1395**

SONY ICF 7600D

76-108MHz

162KHz-29995MHz

MEMORIES, FM, AM, SSB.

£164



ICOM R7000 25MHz-2000MHz




£959 INC ARA500

TRIO KENWOOD TS940S INC AUTO ATU



**£1925 ALSO AVAILABLE
TL922 LINEAR INC TUBES £1225**

TRIO KENWOOD TS780 70cm-2 metres



£950

TRIO KENWOOD TR751E




£550

TRIO KENWOOD TR2550



£400

TRIO KENWOOD TS440 HF INC AUTO ATU



£1,050

FRG 8800



POA

FRG 9600 £475



ACTIVE ANTENNAS

dressler - ara 30 - active antenna

200 kHz . . . 40 MHz

Professional electronic circuitry with very wide dynamic range. Meets professional demands both in electronics and mechanical ruggedness. 120 cm long glass fibre rod. Circuit is built into waterproof 2.5 mm thick aluminium tube. Ideal for commercial and swl-receiving systems. £120. See Review in August Issue p.15



DRESSLER ARA 500 ACTIVE ANTENNA

50MHz to 1300MHz

Gain 17dB Typical

TECHNICAL SPECIFICATIONS FOR ARA 500

Gain 17dB Typical (14-17dB)

Frequency Range 50-1300MHz

Noise Figure
1dB at 50-180MHz
1.5dB below 300MHz
2.0dB below 350MHz
2.7dB below 400MHz
3.0dB below 500MHz
3.8dB below 650MHz

£129.00

Operation is possible up to 1300MHz with gain of 10dB

Noise 4-6dB

Intercept Point 3rd Order: +18dbm at Input
Post £2.50 or Securicor £6.00 extra



LINEARS

D200 2 MTR 500W SSB


£858

D200S 2 MTR 750W SSB

£1018

D70 70 CMS 550W SSB

£1030



PRE-AMPS - NEW MODELS

MODEL	FREQ.	NOISE	GAIN	POWER	PRICE
EVV1296C	1.25-1.3GHz	0.9-1.2	16-18dB	100W	£154
EVV700SMD	430-440MHz	0.5-0.9	15-18dB	500W PEP	£117
EVV2000SMD	144-146	0.6-0.9	16-18dB	1KW PEP	£117
EVV200VOX	144-146	0.6-0.9	16-18dB	700W PEP	£107
EV2GAAS	144-146	0.6-0.9	15-18dB	100W PEP	£75

VV INTERFACE FOR ABOVE PRE-AMPS

£31

RECEIVE PRE-AMPS

MODEL	FREQUENCY	NOISE	GAIN	PRICE
EWPA 560	50-600-1GHz		16.5dB-1dB	£79
EWPA 560(N)	50-600-1GHz		16.5dB-1dB	£89
IP3 order	+18dBm			
ERPA 1296	1.25-1.30	0.8	17-18dB	£114
ERPA 435	430-440	0.5	15-18dB	£65
ERPA 144	144-146	0.7	16-18dB	£60
ASA 12	0-1GHz		Masthead Antenna Switch	£59

OPEN: MON -
SAT 9AM - 5.30PM
INTEREST FREE
HP FACILITIES AVAILABLE
ON MANY ITEMS
PROMPT MAIL ORDER



**191 FRANCIS ROAD
LEYTON · E10**

TEL. 01-558 0854 / 01-556 1415

TELEX 8953609 LEXTON G

dressler


Now from **AMCOMM - ARE** Carriage Free Nationwide Mail Order...

UHF MOBILE



YAESU FT 770RH 70cm 25w FM high visibility display	495.00
YAESU FT 790R 70cm all mode	399.00
YAESU FT 2700RH 70cm/2m 25w each band full duplex	399.00
ICOM IC 490E all mode 70cms 10w/1w	617.00
ICOM 3200E 2m/70cm 25w each band	556.00
ICOM IC 47E 25w FM very small 9 memories	495.00

HF EQUIPMENT



YAESU FT 767 1.8MHz-430MHz. All mode gen cov rcvr	POA
YAESU FT ONE gen cov tcvr	1750.00
YAESU FT 980 gen cov tcvr inc AM/FM	949.00
YAESU FT 757GX gen cov tcvr inc AM/FM/Keyer	1465.00
ICOM IC 751A gen cov tcvr	925.00
ICOM IC 745 gen cov tcvr inc AM/FM	929.00
ICOM 735 gen cov tcvr inc AM/FM	

All accessories for above held in stock, leaflets available.

HF LINEAR AMPLIFIERS



YAESU FL 2100Z 160m to 10m	899.00
YAESU FL 7000 solid state integral PSU and ATU	1590.00
TOKYO HL 1K 1Kw amplifier	POA
TOKYO HL 1KGX new 1K linear	POA
TOKYO HL 2K new 2K linear	POA
TOKYO HL 3K 3Kw new linear	POA
ICOM IC 2KL/LPS	1646.00

HANDHELD TRANSCEIVERS

FT 727 VHF UHF Hand held	425.00
YAESU FT 203R with FBA 5 battery case	225.00
YAESU FT 203R with FNB 3 nicad 2.7w	255.00
YAESU FT 203R with FNB 4 nicad 3.7w out	259.00
YAESU FT 209R with FBA 5 battery case 1.8w	269.00
YAESU FT 209R with FNB 3 nicad 2.7w	299.00
YAESU FT 209R with FNB 4 nicad 3.7w	305.00
YAESU FT 209RH with FBA 5 battery case	275.00
YAESU FT 209RH with FNB 3 nicad 3.7w	309.00
YAESU FT 209TH with FNB 4 nicad 5w	315.00
YAESU FT 209RH with FNB 3 nicad 3.7w	225.00
ICOM IC 2E synthesised 1.5w 2m	289.00
ICOM IC 02E keypad entry lcd display	275.00
ICOM IC 4E synthesised 1.5w 70cm	289.00
ICOM IC 04E keypad entry lcd display 70cms	

FT 703R and FT 709R available same output spec as FT 203/209.

RECEIVERS



YAESU FRG 8800 gen cov 150Khz-30Mhz large display, keyboard entry/free tuning	609.00
ICOM IC R71 100 Hz to 30Mhz passband tuning/notch filter, variable tuning rate	789.00
YAESU FRV 8800 converter module 118-175 for FRG 8800 range extension	100.00
AOR 2002 UHF/VHF 25Mhz-550Mhz and 800 Mhz-1300Mhz	465.00
YAESU FRG 9600 UHF/VHF. Scanning receiver all mode 100 mem. Now up to 950Mhz	499.00
ICOM R700 Scanning tcvr 25-2000 Mhz 99 memories	919.00
FDK ATC 720 airband rcvr handheld 720 channels	189.00
FDK RX 40 141-180 Mhz handheld rcvr	159.00
JIL SX 400 UHF/VHF rcvr inc PSU	598.00

RTTY/CW

TONO 5000E CW RTTY ASCII and AMTOR c/w 5" high res monitor	POA
--	-----

VHF MOBILE TRANSCEIVERS

Range of 50 Mhz equipment both YAESU and ICOM in stock.	POA
YAESU FT 290R mob/port 2m all mode c/w nicads, chgr. case, Mk II	POA
YAESU FT 290R as above with Mutek	379.00
YAESU FT 270R 25w FM	445.00
YAESU FT 270RH 45w FM with fan	399.00
YAESU FT 2700RH 2m/70cms 25w each band full duplex	515.00
YAESU FT 2700RH 2m/70cms 25w each band full duplex	379.00
ICOM IC 290D 25w all mode	419.00
ICOM IC 27E 25w FM 9 mem	449.00
ICOM IC 27H 45w FM 9 mem	279.00
FDK M750XX 2m all mode 20w	
FDK M725X 2m FM 25w	

VHF BASE STATIONS

YAESU FT 726R/2M all 726 options available	949.00
ICOM 271E multi mode 25w 32 mem	799.00
ICOM IC 271E/H multi mode 100w	979.00

UHF BASE STATIONS

YAESU FT 726 70cms multimode — all 726 options	949.00
ICOM 471 E 25w multimode 70cms	889.00
ICOM 471 H high power multimode (75w) — 70cms	1099.00
ICOM 1271 E multimode 1240-1300 Mhz	1099.00

CASH IN NOW, ON OUR HUGE BUYING POWER! ENORMOUS STOCKS WHERE A GOOD DEAL MORE COSTS A GOOD DEAL LESS!

AMCOMM - ARE

373 Uxbridge Road, London W3 9RN, Tel: 01-992 5765. Telex: 334312.
Showroom and Shop opening hours 9.30-5.00pm — Closed Mondays

PRICES CORRECT AT TIME OF GOING TO PRESS
AND SUBJECT ONLY TO CURRENCY FLUCTUATION


Plus a full range of MARINE/PMR Communication Equipment.
Carriage Free Nationwide Mail Order...
E&OE
SUPER H.P. TERMS
AND TRADE-IN SERVICE

VISA

Access
We welcome Access

Now from **AMCOMM** - ~~ARE~~ Carriage Free Nationwide Mail Order...

VHF LINEAR AMPLIFIERS



TOKYO

HL 160V 2m 10w in 160w, out	250.95
HL 82V 2m 10w in nom 85w, typ 100w out	145.95
HL 110V 2m 10w in 110w out	250.95
HL 35 2m Gaasfet preamp 5-5w in 35w out	86.25
HL 30V 2m 5-3w in 30w out	56.70
HL 20U 70cms 5-3w in 20w out	89.25
HL 30U 70cms Gaasfet preamp 2w in 30w out	126.00
HL 60U 70cms Gaasfet preamp 1-15w in 60w out	225.75
HL 120U 70cms Gaasfet preamp 12w in 100w out	418.95
HRA 2 2m mast preamp, Gaasfet	105.00
HRA 7 70cms mast preamp, Gaasfet	105.00

BNOS

LPM 144-1-100 2m c/w preamp 1w for 100w out	197.50
LPM 144-10-100 2m c/w preamp 10w for 100w out	175.00
LPM 144-3-100 2m c/w preamp 3w for 100w out	197.50
LPM 144-25-160 2m c/w preamp 25w for 160w out	250.00
LPM 144-3-180 2m c/w preamp 3w for 180w out	290.00
LPM 144-10-180 2m c/w preamp 10w for 180w out	125.00
LPM 144-3-50 2m c/w preamp 3w for 50w out	125.00
LPM 144-10-50 2m c/w preamp 10w for 50w out	230.00
LPM 144-3-50 70cm c/w preamp 3w for 50w out	235.00
LPM 432-3-50 70cm c/w preamp 1w for 50w out	195.00
LPM 432-10-50 70cm c/w preamp 10w for 50w out	329.00
LPM 432-10-100 70cm c/w preamp 10w for 100w out	

MICROWAVE MODULES range also available, call for details or literature on above.



ANTENNA COUPLERS

AMCOMM 9000 coax, random wire, tuned feeders 100w	89.00
CAPCO SPC 300C 1Kw antenna coupler	188.37
CAPCO SPC 300C 3Kw antenna coupler	279.42
CAPCO SPC 300M 1Kw module only	103.09
CAPCO SPC 300M 3Kw module only	132.18
TOKYO HC 200 8 band 200w pep with SWR/power meter	115.00
TOKYO HC 400 9 band 350w pep with SWR/power meter	399.00
TOKYO HC 2000 9 band 2Kw pep	85.00
WELZ AC 38 3.5-30Mhz 200w	345.00
ICOM AT 100 100w auto antenna coupler	485.00
ICOM AT 500 500w auto antenna coupler	339.00
YAESU FC 757GX auto antenna tuner	59.0
YAESU FRT 7700 receiver antenna tuner	

HEIL ACCESSORIES

HEIL HC3 Mic element Yaesu/Trio	22.85
HEIL HC5 Mic element Icom SM5/6	25.40
HEIL HM5 Desk Mic (300Hz-3KHz) cardioid	65.00
HEIL MM5 handheld Mic with HC3	29.00
HEIL SS2 Speaker special comms spkr	59.00
HEIL BM10 lightweight headset/boom Mic	65.00

POWER SUPPLIES

YAESU FP 757 HD 20A	239.00
YAESU FP 757 GX 20A	169.00
YAESU FP 700 20A	195.00
BNOS 12/16 amp	69.00
BNOS 12/12 amp	115.00
BNOS 12/25 amp	169.00
BNOS 12/40 amp	340.00
BNOS professional range also available on request	POA
ICOM IC PS 35 switch mode	193.00
ICOM PS 15 20 amp external	158.00
ICOM IC PS 55 20 amp	185.00
ICOM IC2 KLPS to match IC2KL linear	429.00
ICOM IC PS 25 switch mode	112.00
SMC RS 12 4 amp 5 amp peak	14.95
DRAE 4 amp	40.50
DRAE 6 amp	63.00
DRAE 12 amp	86.50
DRAE 24 amp	125.00

HI-MOUND MORSE KEYS

HK 702 manual with marble base	42.50
HK 704 manual	28.50
HK 705 manual	22.50
HK 706 manual	23.00
HK 707 manual	22.25
HK 708 manual	21.50
HK 802 manual solid brass	99.00
HK 803 manual solid brass	99.00
MK 702 single lever paddle	29.95
MK 703 twin paddle squeeze heavy base	37.15
MK 704 twin lever without base	20.00
MK 705 twin paddle squeeze marble base	32.20
KENPRO KP 100 squeeze paddle/Cmos keyer	89.00
230v/13.8v	
KENPRO KP 200 squeeze paddle/keyer multi memory	179.00
4096 bit	

FIND OUT WHY WE'RE FAST GAINING A REPUTATION FOR FIRST CLASS VALUE & TOP QUALITY SERVICE...
AMCOMM - ~~ARE~~ 373 Uxbridge Road, London W3 9RN, Tel: 01- 992 5765
 Telex: 334312.

ORDER FORM

Please supply: ☐ by Cheque ☐ Barclaycard (Number _____) ☐ Access (Number _____)

Name _____ Address _____ Tel. _____

I enclose payment for: £ _____

Call Sign _____



The Way Forward?

Following publication back in December 1982 *PW* of my letter scolding David Evans for rudely criticising an RSGB member, I received a follow-up from an RSGB committee member admonishing me. Reading between the lines, it seemed that he was in effect saying "Unless you are prepared to actively support the Society, pay up and shut up".

I've lost count of the letters which have since been printed either criticising or praising the RSGB. From the tone of the "official" replies to many of these, one gets the impression that the secretariat object to

journals other than *RadCom* publishing criticisms of the Society. They should not forget that those journals, some long-established, some quite new, also represent the amateur radio movement.

Some letters slate the critics for their failure to put forward concrete suggestions on how to remedy the alleged shortcomings, but my file of past letters reveals a number of suggestions that have not been followed up, or so it would appear. Other letters ask why the critics do not take a more active and direct part in the affairs of the Society.

Many of us lead a very active business life—I for one have to travel extensively, and whilst I would no doubt find it a challenge to become involved in Society affairs more directly, I have to draw the line somewhere. I do not, however, consider that this lack of direct involvement disentitles me, or many others similarly

placed, from having opinions which are worthy of consideration. It is quite unjust to imply that we are apathetic.

There are, of course, the agitators who perhaps have nothing better to do. These we do not need among our membership. Nonetheless, the Society has to wake up to the fact that there is a growing tide of discontent.

It appears that *RadCom* will not publish letters from members which oppose the views or preconceived "Official policy" of the Society hierarchy. The long delay in the appearance of the suggestions of Les Moxon G6XN, regarding the 10MHz band (see *Technical Topics*, *RadCom* August 1986) is a case in point.

The apparently poor liaison between the RSGB and the DTI, particularly regarding the changes to the way in which interference complaints are handled, is very much a sore point with members. What Peter Crosland G6JNS said in his letter in September *PW*

about Roy Stevens is an historical fact. If ever the Society needed a man of stature in the corridors of power it is now. Surely there must be some-one suitably qualified among the membership.

Membership costs me 4½p per day—say £1.37 a month. The majority of members could afford double and would be prepared to pay double if they were confident that HQ was totally in tune with their needs and was effectively protecting their rights and privileges. One can always allow reduced subscriptions for youngsters, students and senior citizens.

The problems faced by the Society will not go away if they are simply ignored by HQ. It is clear from letters and from comments heard on the air that a number of members have either resigned or indicated their intention to do so, and many more are dissatisfied with the Society as it exists today. Although a majority of the members may be

PW COMMENT

VFM

ONE OF OUR MAIN AIMS in producing *Practical Wireless* each month is to give readers value for money. One side of that value is in what you pay for *PW* each month—and at £1.10 we are certainly the least expensive radio hobbyist magazine on the newsagents' shelves in the UK. The other side is what appears in each issue, and here the answer is not so clear-cut. The problem is that our readers' interests are so wide and varied, and what some see as among the best bits each month will be just so much waste paper to others. Trying to balance the coverage of the various topics issue by issue is, I am sure, what has made me prematurely bald!

In recent months, some of our regular features have been developing and filling more pages, and we've reached the point where something has to be done to maintain elbow-room for others. What we've decided to do, initially for a six-month trial period, is to drop the *Club News* feature from the magazine. In the last reader survey we did, it rated lowest in popularity of anything in *PW*, and that's not really surprising. After all, not all our readers are "club types", and of those that are, each will usually be interested in meetings at only a handful of clubs in their immediate area. And if you're a member of a local club, you should be getting regular newsletters from them anyway.

As far as we can see, there are two exceptions to this. Newcomers to the hobby, who would like to join a club in their district, but don't know where to find one, or radio enthusiasts who are working or holidaying away from home and want to drop in somewhere for a friendly natter or an interesting lecture. To cater for this demand, we shall compile a regularly updated *Radio Club Newsletter*, which can be yours in return for a stamped addressed envelope, sent to our Editorial offices. Please mark your envelope "Club Newsletter".

Club secretaries, please, please carry on sending in details of your club's programme for incorporation into the

newsletter. And if you've got any special events coming up, outside the normal run of meetings and lectures, point those out to us for a mention in our *News* pages.

Morse Tests

The RSGB does seem to be coming in for some flak over its Morse Test Service, and apparently with some justification. To take a local example, there are as I write this at the beginning of October, three people in the Poole area ready to take the test, all willing to travel to an adjacent county for testing. Unfortunately, although the map in the latest issue of *RadCom* shows that there are considered to be sufficient examiners throughout southern and southwest England, the accompanying list shows no test dates available this side of Christmas for Devon, Dorset, Wiltshire or Hampshire. The only possibility was Burnham-on-Sea, Somerset, on October 5. In this part of the country, it appears that the service has actually deteriorated since the RSGB took over—under the previous arrangements, the test could be taken at the Marine Survey Offices in Southampton.

Also, why is it that when there are unfilled booking times for Morse tests at rallies or conventions, these cannot be taken up by casual candidates, as they could when BTI were running the tests? All that is now allowed is for any aspiring Class A who happens to be around to take a "dummy run" test. Even if they do reach the necessary standard, they won't get a "Pass" certificate. It might be argued that the practice run is helpful to the candidate's nerves, but I'm not so sure. They're just as likely to say: "Wow, I couldn't go through that again!"

So come on, RSGB, pull your socks up—otherwise I might begin to believe the rumours going round that it's all a ploy to keep down the number of Class A licensees on the bands.

Geoff Arnold

satisfied with things as they are, it is likely that most of them are above the average age of the membership as a whole. The future of amateur radio, and of the Society, lies with the up and coming youngsters. The first priority of the RSGB must be to win back the "malcontents", demonstrating by its deeds that it really does listen to the members and have their interests at heart.

I suggest that, without further ado, the Society should set up a Select Committee whose terms of reference would include the examination of all the past and present criticisms. The Committee's draft report to be published in *RadCom*. This report would invite an input from the membership, allowing sufficient time for discussions at regional and local levels by all affiliated societies and clubs.

Whilst volunteers could be called upon to serve on the Select Committee, its actual composition must be seen to have been democratically

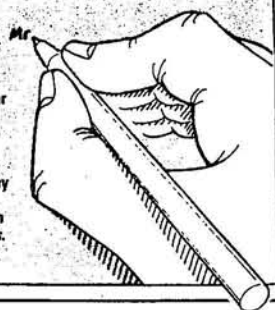
elected. Perhaps the only fair way would be for the affiliated societies and clubs to nominate locally respected candidates of standing and stature from among their volunteers, who are not already members of RSGB Council. The Select Committee's expenses would be charged to the Society as a whole.

Having examined all the input arising from publication of its draft report, the Select Committee would then draw up a final report to be published in *RadCom* accompanied by a questionnaire to be completed by members and returned to HQ. The Select Committee would then be in a position to lay down the specific measures which need to be taken by way of reorganisation to satisfy the majority.

Although I hesitate to adopt the mantle of prophet, it does occur to me that among the questions which the Select Committee will find it necessary to put to

Send your letter to the Editorial Offices in Poole, the address is on our Contents page. Writer of the Star Letter each month will receive a voucher worth £10, to spend on items from our PCB or Book Services, or on *PW* back numbers, binders, reprints or computer program cassettes. And there's a £5 voucher for every other letter published.

Letters must be original, and not duplicated to other magazines. We reserve the right to edit or shorten any letter. Brief letters may be filed via our Prestel Mailbox number 202671191. The views expressed in letters are not necessarily those of *Practical Wireless*.



the membership will be:

1. Do you agree with the present practice whereby the President of the Society can use proxy votes to influence the outcome of decisions taken at Annual and Extraordinary General Meetings? If not, what alternatives do you suggest?
2. Do you wish the Society to appoint a qualified Public Relations Officer to improve the image that the amateur radio movement has with the general public?
3. Does the Society need to appoint an experienced negotiator, someone of stature who invites respect, to represent the Society as a liaison officer with the DTI?
4. Are there any clauses in the Constitution of the Society or procedural rules which you consider inhibit its democratic representation of members?

Be specific.

5. To implement changes which your Select Committee determine to be necessary, are you prepared to accept an increase in the annual membership fee?
6. Will you be prepared to accept the findings of your democratically chosen Select Committee and give your whole-hearted support to your representative body once the changes which they recommend have been implemented?

The procedure proposed is elaborate and time-consuming, but the benefits to be enjoyed by all members of the amateur radio movement by presenting a united front will be worth all the effort involved.

Vic Copley-May G3AAG
Petersfield, Hants

The Bread-board Revisited

I quite agree with the points made by Alan Jones regarding boxes for kits (*PW Write-On* Sept. 1986) and your reply. Fortunately, there is a half-way house between metal-bashing and the simple but inelegant baseboard and front panel solution. Rather than to start off by purchasing a seemingly suitable metal box, which may well turn out later not to be so, a midway cautious approach commends itself. First build a working mock-up model of the apparatus on a wooden baseboard with a wooden front panel. When everything is in its right place, transfer the design to a metal case.

As an example of what I mean, I had recently bought one of C. M. Howes' first-class Direct Conversion 20m Receiver p.c.b.s, in order to introduce a young grandson to ham s.w.l. We were faced with Mr Jones' problem, as will anyone who constructs anything that differs from a complete

grey-box kit of parts.

We nailed together a piece of whitewood about 60 x 240mm, and a piece of thin plywood 290 x 90mm, to form the baseboard and front panel respectively. Aluminium kitchen foil was glued to the inner surfaces to reduce hand-capacity effects when tuning. The foil was connected to battery negative/earth line at three or four points along its length, but it should not be used as a negative line conductor. Stout gauge connecting wire was used to join up those components that need to have one element coupled to -ve. Thin wooden strips were glued underneath the front and back edges of the baseboard, so that any long interconnecting wires can be hidden beneath it.

Happily, we got the front panel layout almost right first time, but where we had indeed boobed, it proved easy to rework the plywood panel. A similar error on an expensive metal case could well have meant, at best, an unsightly messed up presentation. At worst, the

LAUGH WITH BARTHES



Barthes

whole box might have been thrown away. In either case, a discouraging introduction to home construction.

Having created a tried and proven mechanical/electrical mock-up model, the whole works can then be carefully dismantled and transferred into a more elegant and interference-reducing metal housing with much diminished risk of error. The wooden board and panel unit can be used as a form of reference for marking out

the metal container, making allowance, where necessary, for the differences in the wood and metal thicknesses.

This practice is not new, nor is it scorned by the electronics industry. Many prototype labs use some kind of "dummy-run" approach. The saving in red faces later on makes it very worth while!

Ken Jones
Varmo, Udine
Italy

Design Against Crime

This competition is being sponsored by the British Security Industry Association Ltd.

You're invited to submit a design of your own anti-crime device or invention. It can be something to deter a burglary, or to prevent an assault, or to protect a car from being broken into. Anything, in fact, that helps stop a crime from being committed. The only qualification is that your design must be original.

Your entry can be a detailed drawing, plans, photograph or just an outline description or sketch of the idea. The description must

DESIGN AGAINST CRIME COMPETITION

be no longer than 1,000 words.

The winning design receives a special award plus £500, 2nd prize is £250, 3rd prize is £100.

There are other categories for educational

establishments and manufacturers. For any further details, contact:

Design Against Crime Competition, FREEPOST, 107-109 High Street, Brentford, Middlesex TN8 8BR.

Special Event Stations

GB4PRS

Poole Radio Amateur Society are running the station from the Brownsea Room, The Haven Hotel, Sandbanks, Poole on November 16. It is part of the Society's tenth anniversary celebrations. They will be mainly operating on 3.5MHz and other h.f. bands according to conditions as well as 144MHz. Special QSL cards will be available. More details from Dave G0EQV on Poole 674802.

GB2WGG

Dunstable Portable Amateur Radio Group with Dunstable Downs Radio Club will be operating this station during the Watford Grammar School for Girls Annual Fete on November 15. They are being privately sponsored on the number of contacts and all proceeds will go to the school. Operation will be on 1.8, 3.5, 14 and 144MHz s.s.b. and c.w. More details from Tony G0COQ on Luton 508259.

GB4RC

On November 24, Rush Common Primary School, Abingdon, will be running a special event station. They are making it an educational event, by linking it to Geography, Science, etc. lessons. H. N. Rutt G0DHR and his daughter Sarah ARC3644 are running the show—more on Sarah later!

Rally Calendar

25 January 1987

The Oldham RC will be holding its second mobile rally at a new and larger venue. This is to be the Queen Elizabeth Hall, Civic Centre, Oldham. All the usual attractions will be there. Doors open at 11am and talk-in will be on S22 from 9am.

More details from **Kathy Catlow G4ZEP.**

7 March 1987

The Blue Star Rally is being organised by the Tyneside ARS in association with the Newcastle Breweries Ltd. All the usual trade stands will be there, the bring and buy stand, Morse tests, spacious free parking and a licensed bar and refreshments.

For more details: **G6VEG, QTHR or Tel: 091 286 6908** (after working hours).

"BT Liberalised"

From 1 December 1986 telephone users and independent contractors will be permitted to install extension telephone sockets and their cabling, and plug them into the public telephone networks.

To take advantage of the new arrangement, a user must have a master socket installed by BT, Hull Telephone Department, or Mercury, as the case may be.

User instructions will be

8 March 1987

The second annual Wythall Radio Club Rally will be held at Wythall Park, Silver Street, Wythall (south of Birmingham on the A435). It opens at 12 noon and there will be trade and club stands, bring and buy, bar and snack, as well as ample free parking. Admission will be 50p, OAPs and accompanied children free.

More details from **Chris G0EYO on 021-430 7267.**

15 March 1987

The Belle Vue Radio Rally will be held in Redgate Lane, off Hyde Road, Manchester, starting at 11am.

RSGB Morse tests will be available, big traders and lesser known specialists will all be there. Ample car parking is available and talk-in on S22 and SU8.

More details from **Peter Denton G6CGF on 051-630 5790.**

available with every extension kit sold, or with any of the components necessary—so you should have all the information you require.

Penpal Wanted

Menace P. Nditi has written to the magazine asking for pen pals. He would like them to be interested in radio, electronics and music.

If you are interested, write to **PO Box 1418, Morogoro, Tanzania, East Africa.**

GB3SA

This is a new 144MHz repeater, which became operational on September 6. The planned coverage area was the urban districts around Swansea, however, they have received good reports from further afield.

The QTH is IO81AP and the repeater is made up of Wood & Douglas kit TX and RX. The antennas are an isopole about 160m a.s.l. for receive and a half-wave dipole for transmit.

If you want to learn more about the repeater, why not join the repeater group? As you know, all amateur repeaters are funded by contributions from users. The Swansea Repeater Group would be pleased to hear from you, **c/o Peter Alexander GW4RXO, 80 Yr Aran, Dunvant, Swansea SA2 7PX.**

Golden Jubilee

I was reading the October 1986 copy of the IRTS Newsletter and one item caught my eye.

To qualify for the award celebrating the golden jubilee of the DXCC Award you must work 100 different countries on the ARRL Countries List during 1987.

An official application form must be used to facilitate processing. These are available for a self-addressed envelope with one IRC sent to **Golden Jubilee of DXCC, American Radio Relay League, 225 Main Street, Newington, CT 06111, USA.**

AKD Have Moved

No, they haven't disappeared, they've just moved. They are now in Stevenage, with larger premises, which allows them to carry larger stocks of the existing product range. They will be adding to their present range with some exciting new products over the coming months.

Look out for their advertisements in the near future for details.

AKD can now be found at: **Unit 5, Parsons Green Estate, Boulton Road, Stevenage, Herts SG1 4QG.**

MAXPAK News

The September copy of DIGI-COM is full of all sorts of news. The group name means The Midlands AX-25 Packet Radio Users Group.

They have now set-up two mailbox/bulletin boards in the area and these are:

MAXPAK BBS (Wolverhampton)—a telephone style bulletin board, running on a BBC micro. It offers news and up-to-date information on radio in general. It also has full store and forward public or private message handling facilities, and free programs to download.

GOBSX Mailbox (Nottingham)—a full specification message handling mailbox system running on Apple Macintosh with 21 Mbyte storage. It offers the user facilities to not only download information and messages, but to upload and edit storage as well.

For more information about the group, contact **Andy Witts G1DIL, 56 Stephenson Drive, Perton, Wolverhampton, West Midlands WV6 7YB.**

AMRAC User

I received my latest copy of AMRAC User this week; for those of you who haven't heard of the group yet, I'll explain. They are a self-help user group dedicated to the use of computers in amateur radio, particularly with digital communications techniques—their words.

The group was founded in April 1985, and since that time has grown rapidly. It now has members throughout the UK as well as Europe and the Middle East.

They produce a bi-monthly newsletter and a "hot news sheet" in the interval months. In addition, the club has arranged special members' discounts with some companies, as well as importing Packet Radio TNCs at advantageous prices.

Membership is just £5 per annum and further details may be obtained from the secretary: **Phil Bridges G6DLJ, 9 Hollydene Villas, Southampton Road, Hythe, Hants SO4 5HU**, or Prestel mailbox 703847754.

St. Dunstons ARS



Here we see Ted John, Chairman of St. Dunstons ARS, receiving a plaque from Mick Puttick G3LIK, Secretary of the RNARS. It was to commemorate the

10th Anniversary of the Radio Society.

For those St. Dunstan ARS members and friends, the date of the AGM is 28 March 1987—so no excuses.

Microwave Dinner

For those readers interested in the microwave bands a forthcoming dinner may be just for you. It is to be held at the Dunstall Suite, Wolverhampton Racecourse Banqueting Centre, Wolverhampton on 18 July 1987.

There will be eight or nine stands, covering the updated techniques of equipment in the range 1.5 to 23cm, with leading amateurs with technical experience as presenters of the range of equipment.

Tickets for day entry, including light afternoon tea are £3 and all day tickets including afternoon tea and dinner are £10.

For more details contact **Fredrick Smith, 5 Pinfold Crescent, Penn, Wolverhampton.**

HF Convention

The 1986 RSGB HF Convention took place on Sunday, September 28, at the Belfry Hotel, Milton Common, near Oxford. It was well attended, and was blessed (particularly from the point of view of participants in the Car Boot Sale) with excellent weather.

There was just one lecture stream this year, kicking off with Don Field G3XTT talking on the subject of *HF Antennas for Small Gardens*. Don has worked 299 of the current DXCC countries; 200 of them from a suburban garden less than 10 metres square, and this wealth of practical experience certainly came across in his presentation.

The RSGB Question and Answer Forum, which followed, was less well attended. Topics of discussion included an item on the *Jimmy Young Programme* on BBC Radio 2 the previous Friday, in which a telephone caller asked for legal advice on dealing with severe TVI, alleged to be

caused by a radio amateur neighbour. From the reply given, it was apparent that much remains to be done in educating both the mass media and the general public in what Amateur Radio is, how it is organised and controlled, and what means exist to overcome problems of interference. The BBC's switchboard was apparently totally jammed by irate radio amateurs, trying to put the record straight!

It was agreed at the Forum that this education process is something in which all amateurs can take part. In particular, radio clubs should think about giving talks to local organisations, writing features for local newspapers, perhaps even getting one of their most articulate members invited to give an interview about the hobby on local radio. Back-up information for this sort of enterprise is available from RSGB HQ.

Following the presentation of a number of RSGB Contest trophies, we were treated to a most thought-

provoking lecture on h.f. receiver parameters, presented in his usual inimitable style by Peter Chadwick G3RZP. Had there been any traditional valved communications receivers left in the car boot sale at the end of his talk, their price would surely have doubled at least. The afternoon's programme was rounded off by slide shows of DX operations in various parts of the Pacific.

A variety of exhibitions and activities were staged throughout the day, with much to interest both newcomers and old hands. There is unfortunately not space to mention them all, but one happening of note took place in the QRQ Morse receiving test runs conducted by the RNARS. One YL, Sarah Rutt by name, added a pass with flying colours at 15 w.p.m. to her Amateur Radio Certificate and Amateur Radio Morse Test qualification. Nothing unusual in that, you may say—but Sarah is just 10 years old! **G3GSR**

Gremlins Again!

Yes, the ever popular gremlins have struck. This time Technical Info Services

were the victims. Their telephone number was printed wrongly in recent advertisements. To put the record straight the **correct** telephone numbers are:

Before 5pm 0698 884585 and after 4pm it is 0698 883334.

We hope this hasn't caused too much inconvenience all round.

934MHz CB

Telecomms in Portsmouth now offer a comprehensive repair and service facility for any brand of 934MHz transceiver or handheld. They have obtained a sizeable number of spares for all the radios that are now out of production.

The photograph shows their Service Manager, Kevin O'Brien in their workshops.



New Engineering Details

Woodingdean:

Improvements have been made to the antenna system at the Ovingdean TV relay. This means that horizontal group E antennas are needed. The channels in use at Ovingdean are:

- Channel 42—BBC 2
- Channel 44—ITV TVS
- Channel 65—BBC 1 South
- Channel 68—Channel 4

East Quantoxhead: A new relay station has been built

south-east of Kilve and should serve viewers in that area. The channels are:

- Channel 39—HTV West
- Channel 49—BBC 1
- Channel 66—BBC 2
- Channel 68—Channel 4

Viewers need horizontal group E antennas.

Durness: A new relay has been built about 1km south-east of Durness. The channels are:

- Channel 53—Grampian
- Channel 57—BBC 1

Channel 60—Channel 4

Channel 63—BBC 2

Viewers will need vertical group C/D antennas.

Crediton: The jointly built relay is sited at Long Plantation, Stonewall Lane, Crediton. The channels used are:

- Channel 40—BBC 1
- Channel 43—TSW
- Channel 46—BBC 2
- Channel 50—Channel 4

Viewers will need vertical group B antennas.

Minehead: The area around Exford should benefit from

the relay sited at Furzemoor in the Exmoor National Park.

The channels used are:

- Channel 41—HTV
- Channel 44—BBC 2
- Channel 47—Channel 4
- Channel 51—BBC 1

Viewers will need vertical group B antennas.

Radio Bristol: A new v.h.f. f.m. transmitting station is located at Bathampton Down. It is designed to serve listeners in Bath. The frequency for Radio Bristol is 94.9MHz.

BBC Essex: A new station, BBC Essex, opened its doors on November 5 from a main studio in Chelmsford. It will begin broadcasting from five transmitters, three on m.w. and two on v.h.f. f.m. The frequencies are:

- Great Braxted—103.5MHz
- South Benfleet—95.3MHz
- Manningtree—729kHz
- Chelmsford—765kHz
- Southend—1530kHz

For further information you should contact John Lettice, BBC Essex, 198 New London Road, Chelmsford, Essex.

OUR SERVICES

QUERIES

We will always try to help readers having difficulties with a *Practical Wireless* project, but please observe the following simple rules:

1. We cannot give advice on modifications to our designs, nor on commercial radio, TV or electronic equipment.
2. We cannot deal with technical queries over the telephone.
3. All letters asking for advice **must** be accompanied by a stamped, self-addressed envelope (or envelope plus International Reply Coupons for overseas readers).
4. Write to the Editor, "*Practical Wireless*", Enefco House, The Quay, Poole, Dorset BH15 1PP, giving a clear description of your problem.
5. Only one project per letter, please.

COMPONENTS, KITS AND PCB'S

Components for our projects are usually available from advertisers. For more difficult items, a source will be suggested in the article. Kits for most of our more recent projects are available from CPL Electronics, 8 Southdean Close, Hemlington, Middlesbrough, Cleveland TS8 9HE, telephone Middlesbrough (0642) 591157. The printed circuit boards are available

from our **PCB SERVICE** (see page 1 of this issue).

CONSTRUCTION RATING

Each constructional project is given a rating, to guide readers as to its complexity:

Beginner

A project that can be tackled by a beginner who is able to identify components and handle a soldering iron fairly competently.

Intermediate

A fair degree of experience in building electronic or radio projects is assumed, but only basic test equipment is needed to complete any tests and adjustments.

Advanced

A project likely to appeal to an experienced constructor, and often requiring access to workshop facilities and test equipment for construction, testing and alignment. Definitely not recommended for a beginner to tackle on his own.

BACK NUMBERS AND BINDERS

Limited stocks of most issues of *PW* for the past 18 years (plus a few from earlier years) are available at £1.25 each, including post and packing to addresses at home and overseas (by surface mail).

Binders, each taking one volume of *PW*, are available price £5.50 to UK addresses, £5.75 overseas, including post and packing. Please state the year and volume number for which the binder is required. Prices include VAT where appropriate.

ORDERING

Orders for p.c.b.s, back numbers and binders, *PW* computer program cassettes and items from our Book Service, should be sent to **Post Sales Department, "Practical Wireless", Enefco House, The Quay, Poole, Dorset BH15 1PP**, with details of your credit card or a cheque or postal order payable to Practical Wireless. Cheques with overseas orders **must** be drawn on a London Clearing Bank.

Credit card orders (Access, Mastercard, Eurocard or Visa) are also welcome by telephone to Poole (0202) 678558. An answering machine will accept your order out of office hours.

SUBSCRIPTIONS

Subscriptions are available at £13 per annum to UK addresses and £15 overseas, from "*Practical Wireless*" **Subscription Department, Competition House, Farndon Road, Market Harborough, Leicestershire LE16 9NR. Tel: (0858) 34567**. Airmail rates for overseas subscriptions can be quoted on request.

Practical Wireless, December 1986

Why wait two Years?

That's probably how long you'll wait before another manufacturer can offer you the quality, performance and **UNIQUE** features available in the FT 767 GX.



If we tell you this radio is magnificent — you wouldn't take **our** word for it. Take the good old-fashioned approach and listen around the bands; in no time at all you'll learn why this transceiver is being described by users in glowing terms. 'Wonderful', 'Unbelievable', etc. What's in this FT 767 GX that places it **so far ahead** of its rivals? YAESU's total dedication and patience in harnessing of advanced technology to produce literally the finest piece of equipment to appear on the Amateur Market.

Here are 6 features unique in amateur radio which you don't have to wait two years for:

- 1) **TX Shift** — Enabling custom setting of the transmit IF bandpass in the SSB modes.
- 2) **Tone Encoder** — To activate the tone-burst or the sub-audible tone generator for FM transmissions.
- 3) **Twin VFOs** — with auto-tracking.
- 4) **RF Amplifier** — Cascading pairs of JFETs for both amplifier and balanced first mixer with up-converting triple superhet.
- 5) **160m-70cm** — First all band (HF VHF & UHF coverage)
- 6) **Auto SWR/Power Meter** — digitally read out.

These **SIX** combined items plus:

- Integral Auto antenna tuner, keyer and power supply.
- Four internal CPUs
- Superb general coverage receiver.

You'll note that transceivers currently available with none of **these** 6 features are available at higher prices — which is entirely due to YAESU's new production methods that guarantee lower cost, higher **reliability** and longer life.

By the way, it provides 100 watts at HF (25 watts AM) and 10 watts VHF/UHF (2½ watts AM) — as we asked originally, 'Why wait 2 years?' — its here, **now** from YAESU!

YAESU's super portable twins



FT 290 & FT 690 Mk II —

... destined for even greater success — **AVAILABLE NOW!**

- 'New look' front panel
- Completely new rig with optional 25W p.a. for mobile use, and lots, lots more!
- Super new additions and changes to the world's biggest ever selling amateur transceiver.

FL 7000 — The Shape of Things to Come



- 1.2KW P.E.P. HF Solid State QSK Linear
- Weight only 30kg (66lbs)
- Auto tuning and band changing
- 160m through 10m
- Integral P.S.U.

The Linear with everything

FT 727 R Dual Band Handie . . . YAESU's experience and patience pays off — they succeeded where others failed



- 2M and 70 cms FM Handie

— Hit 'hard-to-reach' repeaters with a punchy 5W plus a wealth of CMOS microprocessor controlled commands

- 20 keys/40 channels
- CAT system
- Liquid Crystal meter

AMCOMM-ARE OR **AMATEUR ELECTRONICS**

373 Uxbridge Road, London W3 9RN.
Tel: 01-992 576516. Telex: 334312

504 Alum Rock Road, Alum Rock, Birmingham B8 3HX.
Tel: 021 327 1497/6313



Celebrate your buying decision with the money you've saved.

When it comes to getting maximum HF performance for your dollar, the choice is clear. Yaesu's FT-757GX.

Nowhere else will you find so many HF features packed into one compact, mobile-ready package. At a price that's got the competition baffled.

For starters, each 757 includes an electronic keyer. 600-Hz CW filter. AM and FM modes. AF speech processor. And a 25-kHz marker generator. All at no extra charge.

And working the DX has never been easier with dual VFOs, single-button VFO/memory swap for split-frequency operation, eight

memories, and push-button quick memory and band scan.

The 757 also lets you listen from 500 kHz to 30 MHz with its high-performance general coverage receiver. The transmitter covers 160 through 10 meters, including the new WARC bands, with 100 watts output on sideband, FM and CW.

CW buffs will enjoy the delights of full QSK operation. Plus the massive heatsink and duct-flow cooling system allow continuous RTTY operation for up to 30 minutes. Use the FP-757HD heavy-duty power supply option for continuous-duty applications.

And of course, there's the 757's highly attractive price. It's the

perfect way to get all the HF performance you desire, with money left over to apply toward other ham gear. Perhaps a power supply for base station use. An antenna or antenna tuner. Or whatever else makes your operation complete.

So ask your dealer today about Yaesu's FT-757GX. The most celebrated HF price/performer on the air.

YAESU

South Midlands Communications
S.M. House, School Close,
Chandlers Ford Industrial Estate,
Eastleigh, Hants SO5 3BY
Tel: (04215) 55111.

Amateur Electronics
504 Alum Rock Road
Birmingham B8 3HX
Tel: 021-327 1497

Prices and specifications subject to change without notice.

Aquarigging

If you are one of those gluttons for punishment and want to try to operate while sailboarding on the local gravel pit then Aquaman have just the thing you need.

The Aquaman AQ2 waterproof casing for hand-held radios will keep your rig bone dry. It will also make it float—just in case you happen to fall off the board! So that you don't lose it in the ensuing panic, however, a security line is firmly attached.

Simply by snapping the Aquaclip into place the rig is hermetically sealed in a tough but flexible pvc



casing, waterproof down to a depth of five metres.

The radio is ready for use inside its cocoon; all the

controls can be operated through the transparent casing and sound transmission is unimpaired.

The temperature range of the casing is -25 to $+90$ degrees Celsius, it is resistant to sea water and doesn't deteriorate in sunlight—better than the operator!

There is a range of AQ2s with differing shapes and sizes and the manufacturers can supply a list of rigs known to fit inside each model, or tell you which one fits your rig.

Prices are around £15 incl. VAT and postage and you can order direct from **Aquaman (UK) Ltd., 1A Broughton Street, London SW8 3QJ. Tel: 01-627 4787.** Access or Visa are acceptable by phone.

Cambridge QRP Components

Following the QRP philosophy of KISS—"Keep It Simple Stupid"—and cheap, G4KJJ has started a small business supplying a range of selected components.

He has chosen his range carefully to meet the needs

of the QRP constructor. No order is too small and he is looking to producing QRP designs and kits at reasonable prices for amateur use.

A stamped addressed envelope to: **J. S. Smith G4KJJ, 30 Rookery Close, St. Ives, Cambs. PE17 4FX. Tel: (0480) 68330** will bring you his lists and order form.

Cellular Radio Beam


This wide-band beam antenna has been developed by Telecomms to allow users to access the UK cellular system from outside the cells. This could be of use in areas such as Wales or the English Channel, say Telecomms.

Initial trials have shown that the beam can increase

the range of the cellular system dramatically. They tell me that a sample has been bought by BT for evaluation.

The antenna has a claimed gain of 18dBi, a frequency coverage of 855 to 955MHz and costs £65.00 plus VAT.

Further details from **Telecomms, 189 London Road, North End, Portsmouth, Hants PO2 9AE. Tel: (0329) 221751.**



Spectrum RTTY Filter

If you use your ZX Spectrum to run RTTY then this little unit will be of interest.

Designed to enhance the G1FTU Spectrum RTTY Program, especially when used on h.f., the SPR52 is a receive buffer amplifier, double filter section and audio amplifier on one ready built p.c.b.

The unit operates from 9 to 13.8V d.c. and gives a 5V output for a 500mV audio input with a bandwidth of 340Hz.

On the receive side there is a four-stage signal processor which takes the output from the receiver, buffers and filters it to give the Spectrum EAR socket a suitable, clean high-level audio signal.

For signals of wider shift than the usual 170Hz the

filter sections can be switched out leaving just the input buffer and output amplifier.

On the transmit side the SPR52 has a single stage active filter to turn the output from the computer into a reasonable approximation to a sine wave as well as allowing you to preset the level to match your transceiver input needs.

The unit is supplied built and tested but uncased at a price of £23.00 including postage and it is available direct from the manufacturers, **B & J Communications, 9 Queens Walk, Thornbury, Nr. Bristol BS12 1SR. Tel: (0454) 416381.**

Kit Construction— It's Easy

A noise bridge is a very important piece of test equipment for the radio amateur, this month Elaine Richards G4LFM looks at the noise bridge kit from Cambridge Kits.

The kit was received well packaged and in good condition and a check of the components list showed that all items were present. The p.c.b. was good quality glass fibre and the resistors were all 5 per cent and the capacitors were of good quality. The toroidal transformer was supplied ready wound, a boon to those who hate winding toroids!

One novel feature of this kit is the front panel, an adhesive backed paper panel is provided, this is stuck down on the panel and takes care of the calibration!

Construction

No particular problems were encountered during construction of the p.c.b. All the holes were correctly spaced and of the right size, enabling all the components to fit neatly.

We did encounter one rather unfortunate problem with the potentiometer. The item supplied was marked-up as 100Ω lin. which was as per the components list, but some nasty little gremlin had put a log track in ours which meant that the calibration was totally wrong on completion!! Still it was nothing that couldn't be sorted out with a bit of theory and imagination.

When the time arrived to box the project we found that all items were supplied, i.e. box, screws, nuts, spacers and a knob. The instruction sheet also contained a template. By using this template you could be sure that the adjustment potentiometer and the sockets, etc., all aligned with the supplied front panel markings.

One thing I would recommend you do is that, after marking the holes, the components should be presented up to check the spacings—following the old saying "measure twice, drill once".

Having drilled the box the next step was to mount the p.c.b. with a single counter-sunk screw. The front panel markings were then applied. Care is required here as the adhesive backing is a contact adhesive and the markings cannot be slid into the correct position.

The next stage is to finish mounting the p.c.b. and fit the sockets and

switch. A small amount of wiring now completes the project.

Testing

The noise bridge can be powered by an internal PP3 battery (not supplied) or by an external power source connected to the miniature jack socket on the side of the box. The current consumption of the review kit was 4.5mA, this is rather less than the 15mA quoted in the instructions but is dependent on the Zener current.

Alignment

Alignment was the next task. It involved setting the Zener current for optimum noise output. This is achieved by setting your receiver to the highest frequency of interest and adjusting the pre-set potentiometer for maximum noise output. Thanks to the ready printed front panel any further calibration is unnecessary. The scale accuracy can be confirmed by connecting a 50Ω dummy load to the antenna socket and checking that the null is at 50Ω.

The first practical use of the bridge was to help find the optimum settings for an a.t.u. To achieve this, the transmitter output was connected to the receiver socket and the a.t.u. to the antenna socket. The antenna was then connected to the a.t.u. in the normal way.

To optimise the a.t.u. settings the pointer on the bridge is set to 50Ω and the a.t.u. controls adjusted for a null in the noise as received by the transceiver. The null was found to be very sharp and well defined, the review bridge showed a noise reduction from S9+20dB to an inaudible level.

Having adjusted the a.t.u., the transceiver was reconnected directly to the a.t.u. and power applied. The match obtained was excellent and the s.w.r. was below measurement.

A word of warning here, when using the bridge to set up an a.t.u., care must

be taken not to apply any r.f. power to the bridge as although fuse protection is provided within the bridge damage may still occur.

The bridge was tested on all the amateur bands from Top Band to 144MHz and operation was satisfactory with accurate results obtainable up to about 50MHz, above this frequency an indication is given but the null was rather too broad for accurate measurements.

There are a multitude of other uses for an r.f. bridge from adjusting resonant lines to setting up receiver front-ends and the test equipment section of any amateur radio handbook will usually describe the methods in detail.

Circuit Description

The circuit is fairly conventional and uses a reverse biased Zener diode as the noise source. The noise spectrum and amplitude can be optimised by adjusting the Zener current. The resultant noise is coupled to a three-stage common-emitter amplifier which boosts the noise level to about 1V p-p.

The output of the noise generator is coupled to a Wheatstone Bridge comprising the potentiometer P1 as two of the legs, resistor R1 as the third leg and the device connected to the antenna socket as the fourth leg.

The receiver socket is coupled to the centre point of the bridge by a toroidal transformer. When a receiver is connected to the receiver socket it is used as a narrow-band null detector. As transceivers are likely to be connected to the receiver socket, fuse protection has been provided to give limited protection against r.f. power being inadvertently applied.

Summary

Despite the potentiometer problem with the review sample, the kit is very good value for money and is an essential tool for the h.f. antenna experimenter.

The noise bridge kit is available for £24.20 from Cambridge Kits, 45 (PK) Old School Lane, Milton, Cambridge.

Practical Wireless, December 1986



Tune into Realistic[®] Programmable Scanners ...The Obvious Choice.

Our Best - 200 Channels With Direct Keyboard Access

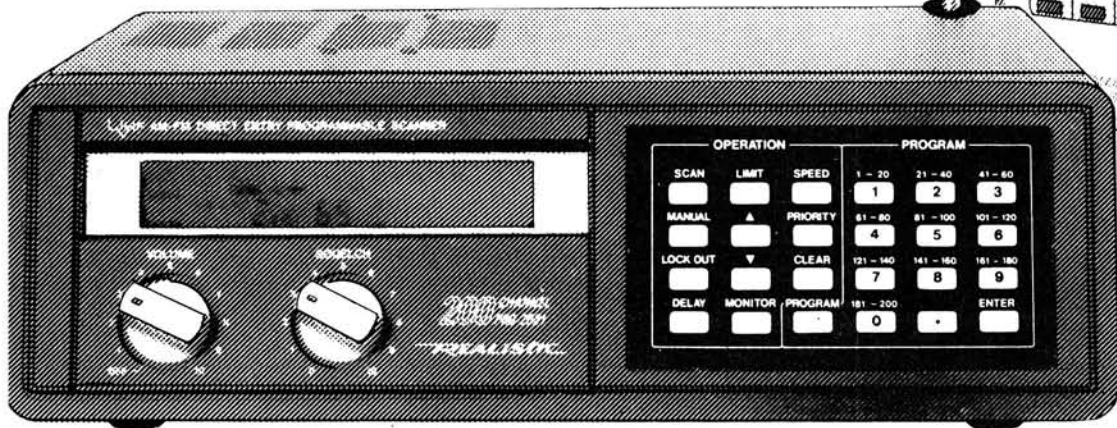
[A] Realistic PRO-32. You'll catch all the action with this full-featured, microprocessor-controlled scanner with extended frequency coverage - all in a hand-held size. Scan up to 200 channels in 10 selectable bands or search a selected frequency range for new channels. Scan any of the following bands: VHF-Low 68-88 MHz, VHF-AIR 108-136 MHz, VHF-HI 138-174 MHz, UHF-Low 380-470 MHz and UHF-HI 470-512 MHz. Two scan and search speeds. Two-second scan delay, selectable for each channel. Keyboard-lock switch prevents accidental changes. Large LCD display shows channels and frequencies being scanned, monitored or programmed, plus status of channels. Priority function monitors your favourite frequency while listening to others. Squelch control, built-in speaker, earphone jack. With flexible antenna and jack for long-range external antenna. 7 1/2 x 2 15/16 x 1 13/16". Requires 6 "AA" batteries or AC or DC adapter. Memory back-up requires 3 silver-oxide batteries.

20-9133 £239.95

Full-Featured 200-Channel For Home/Mobile Use

[B] Realistic PRO-2021. Superior performance from the very latest in solid-state technology. Features direct keyboard entry, search and scan in two speeds, two-second scan delay so you don't miss return calls, priority function will automatically switch to the priority channel when a call is received on it and individual lock-outs for temporarily bypassing channels. Scan up to 200 channels in these bands: VHF-Low 68-88 MHz, VHF-AIR 108-136 MHz, VHF-HI 138-174 MHz, UHF-Low 380-470 MHz and UHF-HI 470-512 MHz. Easy-to-read LCD channel/frequency display with electroluminescent back lighting, squelch control and built-in speaker, telescoping antenna. Jacks for external speaker, external antenna, tape recorder and DC power supply. 3 1/8 x 10 1/4 x 8". Includes mounting bracket for mobile use and DC power cord. Mains operation (or 13.8 VDC neg. gnd.). Memory back-up requires 9v battery.

20-9113 £199.95



Tandy[®]


Tunes You In To A World Of Better Listening

Over 300 Tandy Stores And Dealerships Nationwide.
See Yellow Pages For Address Of Store Nearest You

Tandy Corporation (Branch UK), Tandy Centre, Leamore Lane, Bloxwich, Walsall, West Midlands. WS2 7PS

High Impedance MOSFET Voltmeter

Following the success of the PW FET Dip Oscillator John Thornton Lawrence GW3JGA has produced another equally useful piece of test equipment in this High Impedance MOSFET Voltmeter.



One of the major causes of errors when making electrical measurements on radio and electronic equipment is the loading effect on the circuit caused by the measuring instrument. Voltage measurements suffer from the loading effects of the voltmeter resistance, current measurements from the voltage drop across the ammeter and oscilloscope measurements from capacitive effects introduced by the scope leads or probe.

For instance, when you measure the voltage in a d.c. circuit, the internal resistance of the voltmeter will load the circuit and cause the voltage to fall to some extent. The error between the actual voltage and the measured voltage increases as the loading effect increases.

To give a practical example, take a simple potential divider circuit consisting of two 100kΩ resistors connected in series across a 12 volt supply as shown in Fig. 1. We know instinctively that the voltage at the centre point will be 6 volts. Calculate it if you wish,

$$V_2 = V_1 \times \frac{R_2}{R_1 + R_2} = 12 \times \frac{100k}{200k} = 6 \text{ volts}$$

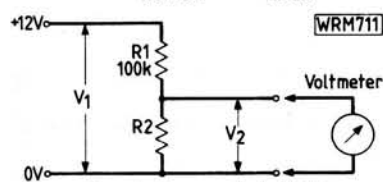


Fig. 1: Potential divider

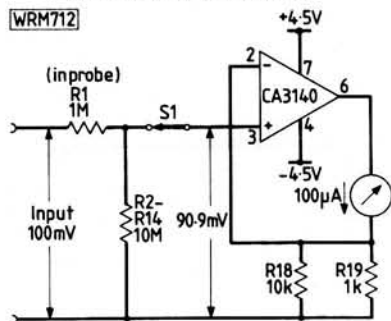


Fig. 2: Basic circuit (shown on 100mV Range)

Now see what happens when you make a practical measurement using a voltmeter, (10V range)

Calculated Voltage	6V
1kΩ/V meter (10kΩ)	1V
20kΩ/V meter (200kΩ)	4.8V
MOSFET Voltmeter (11MΩ)	5.97V

For many years the Avometer Model 8 (20kΩ/V) has been widely used in radio, television and electronics servicing. As a result, most service manuals quote the voltages in various parts of the circuit when measured using such a meter, and in practice this has worked very well.

However, for experimental purposes there is much to be said for knowing the voltage that is actually present and this is where the MOSFET Voltmeter comes into its own.

The instrument to be described has an input resistance of 11MΩ on all ranges and will cause negligible loading when making measurements on virtually all electronics circuits in common use. The voltmeter covers from 100mV to 500V (full scale) in 8 ranges arranged in a 5:1 sequence. Positive and negative voltage are catered for by means of a reversal switch. The voltmeter draws 5.5mA and is powered by a 9 volt transistor radio battery, 6-F22 (PP3) or similar. An a.c. voltage probe is provided for measurements in the radio frequency range.

Circuit Description

The heart of the voltmeter is the CA3140, IC1. This is an op-amp which has a gate-protected m.o.s.f.e.t. device in the input stage giving it an input impedance 1.5TΩ (1 500 000MΩ). The output of the device has a bipolar transistor to provide adequate current sourcing capability. One might think of it as a super high impedance version of the well known 741 op-amp.

In the simplified circuit shown in Fig. 2, the 100μA meter is connected in

a feedback circuit where the incoming voltage to pin 3 causes IC1 to drive current through the meter and R18 and R19 until the voltage drop across these resistors equals the incoming voltage.

Because the probe has a 1MΩ resistor, R1, built in it, the actual voltage across R2-R14 is less than the input voltage. For example, on the 100mV range, an input voltage of 100mV causes a voltage of 90.9mV to appear at pin 3 of IC1. The value of R18 and R19 are chosen so that with 100μA through the meter, the voltage appearing at pin 2 of IC1 is also 90.9mV thus the meter is indicating full scale deflection (f.s.d.) of "100" for a 100mV input.

In the full circuit as shown in Fig. 3, the input voltage is always applied across R1-R14. Range switch S1 selects the appropriate tapping point for the range in use. A "zero" check position and battery voltage check are included. Resistor R17 and C1 form a low-pass filter to prevent a.c. voltages and pick-up from overloading IC1. Switch S2 is the meter reversing switch which allows the measurement of negative voltages without the inconvenience of having to cross over the test leads. Resistor R23 is the "zero" control which corrects any off-set existing in IC1. Integrated circuit IC2, also a CA3140, has the mundane job of centre tapping the single 9 volt supply and providing equal positive and negative supply voltages to IC1.

DC Voltage Probe

The d.c. voltage probe must always be used when measuring d.c. as it is part of the input network, the input resistance is then 11MΩ on all ranges. As the 1MΩ resistor, R1, is built into the tip of the probe, this allows d.c. voltage measurements to be made in the presence of a.c. signals with very little capacitive loading, just a few picofarads, on the circuit under test.

Practical Wireless, December 1986

Fig. 3: Full circuit diagram

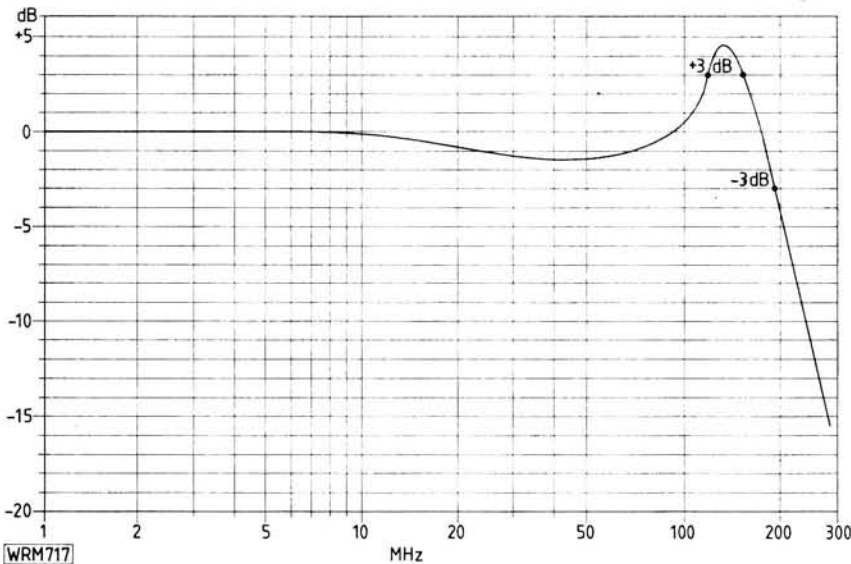
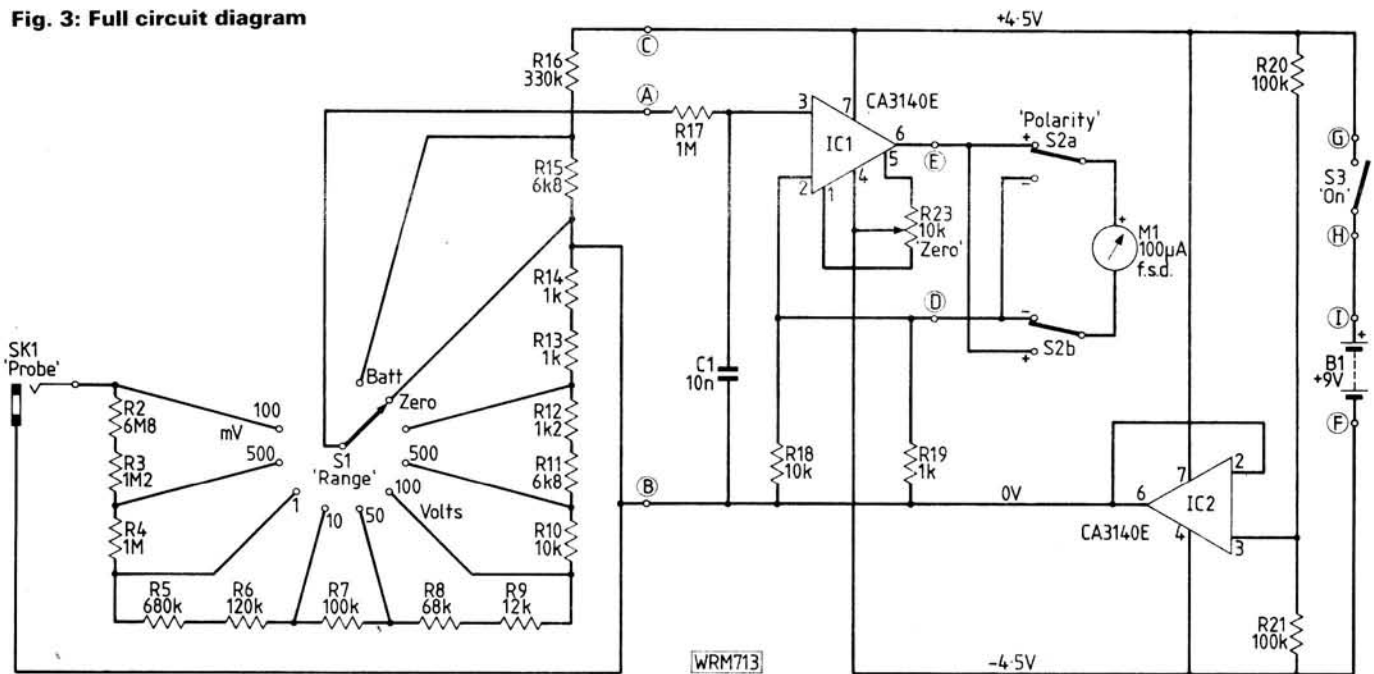


Fig. 4: Frequency response of a.c. diode probe

AC Voltage Probe

The a.c. voltage probe is intended for measuring voltages up to 10V r.m.s. (28V peak-to-peak) in the frequency range 50Hz to about 200MHz, covering the audio, video and radio frequencies and part of the v.h.f. spectrum. Voltages greater than 10V r.m.s. cannot be accommodated because of the reverse voltage rating of D1, the BAT85 silicon Schottky barrier diode. The frequency response of the prototype probe is shown in Fig. 4. It has a reasonably level response ± 1 dB ($\pm 10\%$) up to about 100MHz, a rising response to 150MHz and falling away at 200MHz. As with all simple diode rectifying circuits there is some non-linearity at very low signal levels due to the curvature of the diode characteristic and this non-linearity is shown in Fig. 5. For a.c. voltages above 1V r.m.s. it can, for all practical purposes, be ignored.

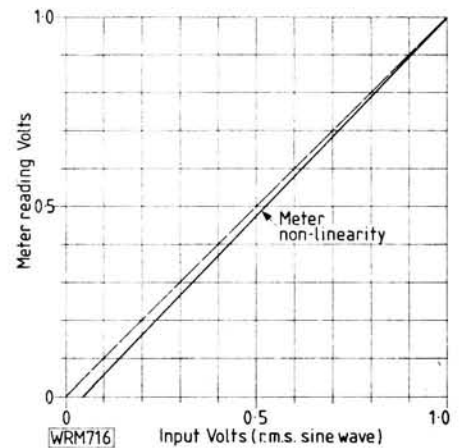


Fig. 5: Non-linearity of a.c. diode probe below 1V r.m.s.

SHOPPING LIST

Resistors

0.25W 1% Metal Film

1kΩ	3	R13,14,19
1.2kΩ	1	R12
6.8kΩ	2	R11,15
10kΩ	2	R10,18
12kΩ	1	R9
68kΩ	1	R8
100kΩ	3	R7,20,21
120kΩ	1	R6
330kΩ	1	R16
680kΩ	1	R5
1MΩ	3	R1,4,17

0.5W 5% Carbon Film

1.2MΩ	1	R3
4.7MΩ	1	R22
6.8MΩ	1	R2

Miniature Pre-set

10kΩ	1	R23
------	---	-----

Semiconductors

BAT85	1	D1
CA3140	1	IC1,2

Capacitors

Lead-through Ceramic

1nF 1 C2

160V 20% Polyester

10nF 1 C1

Miscellaneous

Case (Vero 202-21039); meter 100µA (Circuit 37-00520); rotary switch 1p.12w. (1); miniature toggle switches d.p.c.o. (1), s.p.s.t. (1); 3.5mm jack socket; 3.5mm jack plugs (2); miniature insulated crocodile clips (2); miniature coaxial cable; pen cases; battery connector; p.c.b.

*CRICKLEWOOD ELECTRONICS LTD.

01-450 0995



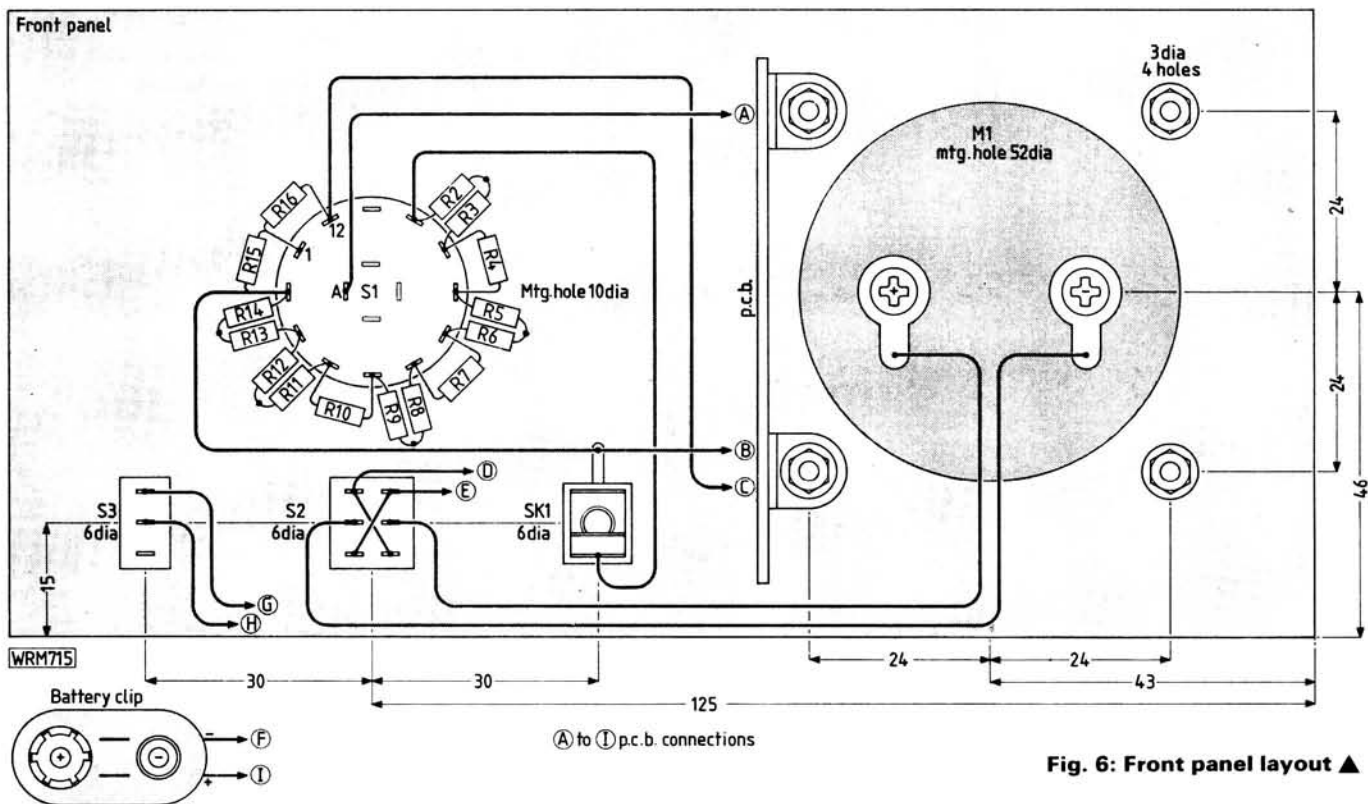
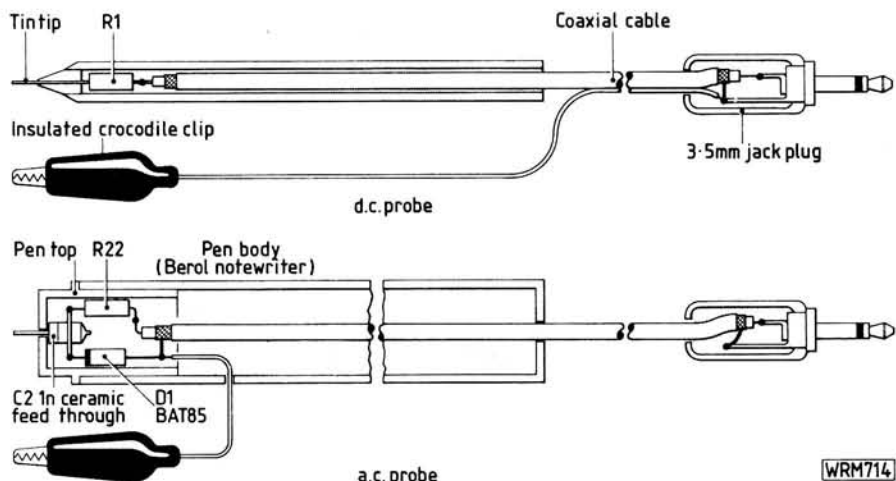


Fig. 6: Front panel layout ▲

Construction

The MOSFET Voltmeter is housed in an abs plastics case, size 160 × 12 × 90mm, with aluminium front and rear panels. The meter and controls are mounted on the front panel with small right angle brackets secured under the meter fixing nuts. The d.c. probe houses R1, and the a.c. probe D1, C2 and R22. The resistors R2 to R16 are mounted directly on the range switch, S1, and all the remaining components including IC1 and IC2 are mounted on the p.c.board, as shown in Fig. 7. The panel may be lettered using press-on lettering.

Both probes are made using discarded pen cases, almost any type will suit the d.c. probe where the resistor is mounted right at the end with the axial lead-out wire forming the tip. The a.c. probe requires a case with an internal diameter of approximately 9mm and a Berol Notewriter case, when used the reversed way round, is ideal. The coloured top is removed and drilled to suit the centre pin of the lead-through capacitor C2.



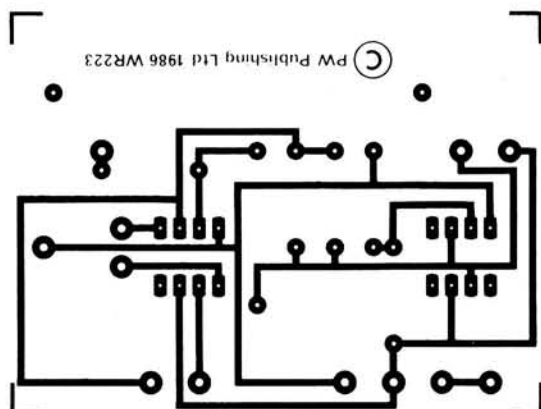
In Use

Initially, the MOSFET Voltmeter will require the "zero" adjusting. This is done by rotating the range switch to the ZERO position and with the supply on, adjusting R23 for zero reading.

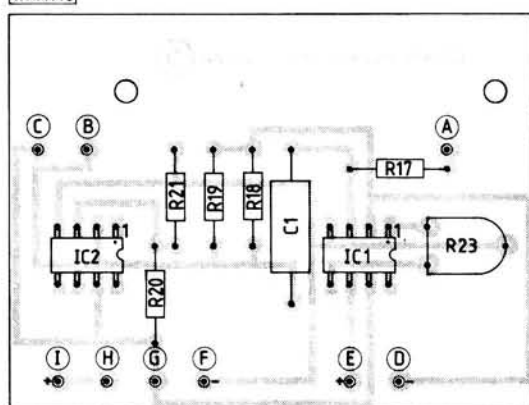
With the d.c. probe connected, the MOSFET Voltmeter can be used in the same way as a conventional multi-range d.c. voltmeter.

With the a.c. probe connected and the polarity switch set to positive (+), voltages up to 10V r.m.s. can be measured in audio and video equipment, in low power transmitters. However, do not attempt to measure a.c. signals greater than 10V r.m.s. and avoid transients greater than 30V peak-to-peak or damage to D1 may occur. In the BATTERY CHECK position the meter reads 10V full scale. **PW**


Fig. 7: Copper track pattern and component layout



WRM716



THE WORLD OF



FOR ONLY £2.50

ELECTROMAIL - A BRAND NEW WAY TO BUY RS PRODUCTS.

- Over 13,000 products from a single source.
- The quality range – proven by industry.
- Excellent stock availability.
- 24 hour ordering.
- 704 page catalogue.

Write or phone today for your copy of the new Electromail catalogue.

It's an invaluable technical reference packed with photographs and detailed descriptions of the complete product range.

Send £2.50 or, if phoning, quote your Access/Visa number.

The Electromail service is only available to UK customers.

ELECTROMAIL

Dept. 401, PO Box 33, Corby, Northants. NN17 9EL

TELEPHONE:

0536 204555



THE EASY-TO-BUY
ELECTRONIC
& ELECTRICAL
PRODUCTS
SERVICE

NEW
CATALOGUE -
NEW PRODUCTS
NOVEMBER 1986
EDITION AVAILABLE
NOW!

Batteries
Cables and accessories
Conduit and trunking systems
Connectors
Control and switchgear
Drafting aids
Emergency/safety lighting
Enclosures and accessories
Fasteners
Fuses & circuit breakers
Instruments
Integrated circuits
Optoelectronics/indicators
Power supplies
Printed circuit boards & fabrication
Relays, solenoids and sensors
Resistors and capacitors
Security & safety products
Semiconductors
Service aids
Soldering and desoldering
Speakers & microphones
Suppressors & filters
Switches
Technical books and videos
Timers, counters, controllers
Tools & production aids
Transformers and wound components
Wiring accessories
Workshop equipment

**NEW
TITLES NOW
IN STOCK**

Practical Wireless BOOK SERVICE

The books listed have been selected as being of special interest to our readers.
They are supplied from our editorial address direct to your door.

DATA & REFERENCE

DIGITAL IC EQUIVALENTS AND PIN CONNECTIONS

A. Michaels

Shows equivalents and pin connections of a popular selection of European, American and Japanese digital i.c.s. Also includes details of packaging, families, functions, manufacturer and country of origin.
256 pages **Order code BP140 £4.95**

LINEAR IC EQUIVALENTS AND PIN CONNECTIONS

A. Michaels

Shows equivalents and pin connections of a popular selection of European, American and Japanese linear i.c.s. Also includes details of functions, manufacturer and country of origin.
320 pages **Order code BP141 £4.95**

INTERNATIONAL TRANSISTOR EQUIVALENTS GUIDE

A. Michaels

Helps the reader to find possible substitutes for a popular selection of European, American and Japanese transistors. Also shows material type, polarity, manufacturer and use.
320 pages **Order code BP85 £2.95**

INTERNATIONAL DIODE EQUIVALENTS GUIDE

A. Michaels

Designed to help the user in finding possible substitutes for a large selection of the many different types of semiconductor diodes that are available. Besides simple rectifier diodes, also included are Zener diodes, i.e.d.s, diacs, triacs, thyristors, o.c.i.s. photo and display diodes.
144 pages **Order code BP108 £2.25**

NEWNES RADIO AND ELECTRONICS ENGINEER'S POCKET BOOK

Keith Brindley

This 16th edition gives a wealth of useful data covering maths, abbreviations, codes, symbols, frequency bands and allocations, UK broadcasting stations, transistors, diodes and i.c.s, time, components, and much more.
170 pages **Order Code HN01 £5.50** (Hardback)

PROJECT CONSTRUCTION

HOW TO DESIGN AND MAKE YOUR OWN P.C.B.s

R. A. Penfold

Chapter 1 deals with the simple methods of copying printed circuit board designs from magazines and books and covers all aspects of simple p.c.b. construction as comprehensively as possible.

Chapter 2 covers photographic methods of producing p.c.b.s and Chapter 3 deals with most aspects of designing your own printed circuit board layouts.
80 pages **Order code BP121 £1.95**

INTRODUCING QRP

Collected Articles from PW 1983-1985

An introduction to low-power transmission, including constructional details of designs by Rev. George Dobbs G3RJV for transmitters and transceivers from Top Band to 14MHz, and test equipment by Tony Smith G4FAI.
64 pages **Order Code QRP £1.50**

PRACTICAL POWER SUPPLIES

Collected Articles from PW 1978-1985

Characteristic features of batteries, transformers, rectifiers, fuses and heatsinks, plus practical designs for a wide variety of mains-driven power supplies, from a small battery eliminator to the PW "Marchwood", a fully stabilised and protected unit giving a nominal 12V d.c. output at up to 30 amps continuous.
48 pages **Order Code PPS £1.25**

RADIO

COMMUNICATION

(Elements of Electronics—Book 5)

F. A. Wilson

Looking at electronics fundamentals over the whole of the communication scene, this book aims to teach the important elements of each branch of the subject in an interesting and practical style. Line, microwave, submarine, satellite, digital multiplex, radio and telegraphy systems are covered, without getting involved in the more complicated theory or mathematics.

This is not an expert's book, neither is it for those looking for the easy way—it aims to leave the reader knowledgeable and with a good technical understanding of this extensive subject.
256 pages **Order code BP89 £2.95**

AN INTRODUCTION TO RADIO DXING

R. A. Penfold

Anyone can switch on a short-wave receiver and play with the controls until they pick up something, but to find a particular station, country or type of broadcast and to receive it as clearly as possible requires a little more skill and knowledge. The object of this book is to help the reader do just that, which in essence is the fascinating hobby of radio DXing.
112 pages **Order code BP91 £1.95**

INTERNATIONAL RADIO STATIONS GUIDE

Completely revised and updated in 1985, this book is an invaluable aid in helping all those who have a radio receiver to obtain the maximum entertainment value and enjoyment from their sets.

Clearly shown are the station site, country, frequency and/or wavelength, and the effective radiated power of the transmitter. The book covers Europe, the Near East and N. Africa, the USA, Canada, Latin America and the Caribbean, plus short-wave stations worldwide. There is also a list of English language broadcasts.
128 pages **Order code BP155 £2.95**

QUESTIONS & ANSWERS

AMATEUR RADIO

F. C. Judd G2BCX

Revised in 1986, this little book tells how amateur radio developed and what it has to offer. It then describes the form of the Radio Amateurs' Examination and Licence, the technology, equipment, antennas, operating procedure and codes used by amateurs, rounding off with a chapter on radio wave propagation and an appendix of useful information.
122 pages **Order Code HN02 £2.95**

QUESTIONS & ANSWERS

RADIO

Eugene Trundle

This book describes for the beginner, in simple question and answer format, the basics of electrical theory, radio and semiconductors, then looks at radio receivers, CB and amateur radio, and test equipment.
110 pages **Order Code HN03 £2.95**

FOUNDATIONS OF WIRELESS AND ELECTRONICS (10th Edition)

M. G. Scroggie and S. W. Amos

For the serious student, this latest edition of a famous volume covers d.c. and a.c. circuits, inductance, capacitance, tuned circuits and selectivity, valves, semiconductors, transmission lines, antennas, radiation, oscillation, modulation, detection, amplification, superhet receivers, cathode ray tubes, waveform generators and switches, computers and power supplies. Useful appendices on algebra, graphs, technical terms, symbols, abbreviations and decibels complete the book.
551 pages **Order Code HN04 £8.95**

PASSPORT TO AMATEUR RADIO

Reprinted from PW 1981-1982

Many thousands of successful RAE candidates have used this series, written by John Thornton-Lawrence GW3JGA, as an aid to their studies. Reprinted here along with a collection of other useful articles for students of amateur radio.
96 pages **Order Code PPAR £1.50**

INTRODUCING MORSE

Collected Articles from PW 1982-1985

This collection of articles looks at ways of learning the Morse Code, followed by constructional details of a variety of keys including lambic, Triambic, and an Electronic Bug with a 528-bit memory.
48 pages **Order Code MORSE £1.25**

INTRODUCING RTTY

Collected Articles from PW 1980-1983

A series of articles by Jeff Maynard G4EJA explains what RTTY is, and describes various methods of generating and decoding it. Then follows constructional details of how to use a Sinclair 16K ZX81 as a simple and inexpensive way of getting going on RTTY. Definitely not a state-of-the-art system, but enough to let you find out whether the mode appeals to you, without first spending a fortune.
33 pages **Order Code RTTY £1.00**

ANTENNAS (AERIALS)

AERIAL PROJECTS

R. A. Penfold

The performance of any receiver will ultimately depend on the aerial to which it is connected. This book considers practical designs including active, loop and ferrite aerials which give good performance and are relatively simple and inexpensive to build. The complex theory and mathematics of the subject have been avoided.

Also included are constructional details of accessories including a preselector, attenuator, filters and a tuning unit.
96 pages **Order code BP105 £1.95**

SIMPLE AMATEUR BAND AERIALS

E. M. Noll

This concise book describes how to build 25 simple and inexpensive aerials, ranging from a simple dipole through beam and triangle designs to a mini-rhombic made from four TV masts and about 120 metres of wire.

Tables of dimensions are given to design aerials for specific spot frequencies, including the WARC bands.
80 pages **Order code BP125 £1.95**

25 SIMPLE SHORT WAVE BROADCAST BAND AERIALS

E. M. Noll

Fortunately good aerials can be erected at low cost, and for a small fraction of the cost of your receiving

equipment. This book describes 25 different aerials, ranging from a simple dipole through helical designs to a multi-band umbrella.
80 pages **Order code BP132 £1.95**

25 SIMPLE INDOOR AND WINDOW AERIALS

E. M. Noll

Written for people who live in flats or have no gardens, or who have other space-limiting restrictions which prevent them from constructing a conventional aerial system. The 25 aerials included in this book give surprisingly good results considering their limited dimensions.
64 pages **Order code BP136 £1.75**

25 SIMPLE TROPICAL AND MW BAND AERIALS

E. M. Noll

Shows you how to build 25 simple and inexpensive aerials for operation on the medium wave broadcast band and on the 60, 75, 90 and 120 metre Tropical bands. Designs for the 49 metre band are included as well.
64 pages **Order code BP145 £1.75**

OUT OF THIN AIR

Collected Antenna Articles from PW 1977-1980

Including such favourites as the ZL Special and 2BCX 16-element beams for 2m, and the famous "Slim Jim", designed by Fred Judd G2BCX. Also features systems for Top Band, medium wave/long wave loop designs and a v.h.f. direction finding loop. Plus items on propagation, accessories and antenna design.
80 pages **Order Code OOTA £1.25**

WIRES & WAVES

Collected Antenna Articles from PW 1980-1984

Antenna and propagation theory, including NBS Yagi design data, and constructional details on a variety of antennas from medium waves to microwaves, plus accessories such as a.t.u.s., s.w.r. and power meters, and a noise bridge. Advice on tracing and curing interference both to and from TV receivers.
160 pages **Order Code W & W £3.00**

AUDIO FREQUENCIES

AUDIO

(Elements of Electronics—Book 6)

F. A. Wilson

This book studies sound and hearing, and examines the operation of microphones, loudspeakers, amplifiers, oscillators, and both disc and magnetic recording. Intended to give the reader a good understanding of the subject without getting involved in the more complicated theory and mathematics.
320 pages **Order code BP111 £3.50**

THEORY & CALCULATIONS

PRACTICAL ELECTRONICS

**CALCULATIONS
AND FORMULAE**

F. A. Wilson

A book for the workbench, covering units and constants, d.c. and a.c. theory, passive components, networks, theorems and measurements. Its aim is to bridge the gap between complicated theory and the "cut-and-try" methods which may bring success in design but leave the experimenter unfulfilled.

Tedious higher mathematics have been avoided where possible. Instead there is a strong practical bias with many tables included to save calculation whilst giving greater intimacy with the design process.
256 pages **Order code BP53 £2.95**

THE SIMPLE ELECTRONIC CIRCUIT AND COMPONENTS

(Elements of Electronics—Book 1)

F. A. Wilson

The first book to appear in this excellent series which aims to fill the divide between the simpler basic textbook and the more advanced treatise steeped in higher mathematics.

This volume contains all the fundamental theory necessary to lead to a full understanding of the simple electronic circuit and its main components.
224 pages **Order code BP62 £2.95**

COMPUTING

MICROPROCESSING SYSTEMS AND CIRCUITS

(Elements of Electronics—Book 4)

F. A. Wilson

A truly comprehensive guide to the elements of micro-processing systems which really starts at the beginning. Teaches the reader the essential fundamentals that are so important for a sound understanding of a subject which is becoming ever more involved in radio systems and equipment.
256 pages **Order code BP77 £2.95**

AN INTRODUCTION TO COMPUTER PERIPHERALS

J. W. Penfold

Covers such items as monitors, printers, disk drives, cassette recorders, modems, etc., explaining what they

are, how to use them and the various types and standards. Helps you to make sure that the peripherals you buy will work with your computer and with each other.

80 pages **Order code BP170 £2.50**

AN INTRODUCTION TO COMPUTER COMMUNICATIONS

R. A. Penfold

Provides details of the various types of modem and their suitability for specific applications, plus details of connecting various computers to modems, and modems to the telephone system. Also information on common networking systems and RTTY.

96 pages **Order code BP177 £2.95**

FAULT-FINDING

TRANSISTOR RADIO FAULT-FINDING CHART

C. E. Miller

Used properly, should enable most common faults to be traced reasonably quickly. Selecting the appropriate fault description at the head of the chart, the reader is led through a sequence of suggested checks until the fault is cleared.

635 x 455mm approx. **Order code BP70 £0.95**

HOW TO ORDER

ARE THE VOLTAGES CORRECT?

Reprinted from PW 1982-1983

Used by many individuals and training schools in the UK and overseas, this series teaches how to use a multi-meter to check through and fault-find on electronic and radio equipment, from simple resistive dividers through circuits using diodes, transistors, integrated circuits and valves.

44 pages **Order Code ATV £1.50**

QUESTIONS & ANSWERS RADIO REPAIR

Les Lawry-Johns

Repairing radio sets can be both a frustrating and rewarding occupation. The aspiring newcomer is first led gently through each stage of a selection of typical transistorised receiver circuits, followed by a more detailed look at car radios, noisy operation, valved radios and unit audio equipment. General notes on fault-finding and lists of tools and spare parts are also included.

106 pages **Order Code HN05 £2.95**

OSCILLOSCOPES HOW TO USE THEM, HOW THEY WORK

Ian Hickman

Revised and updated in 1986, this book describes oscilloscopes ranging from basic to advanced models and the accessories to go with them. It then looks at how to use oscilloscopes, and some designed for special applications. Finally, how oscilloscopes work, dealing separately with the c.r.t. and the surrounding circuitry.

124 pages **Order Code HN06 £5.50**

SERVICING RADIO, HI-FI AND TV EQUIPMENT

Gordon J King

Intended for the more advanced student of radio repair, this book looks first at the characteristics of semiconductor devices from diodes to digital and analogue i.c.s. Then follow methods for d.c. and signal tests. Fault-finding techniques for audio, video, r.f. and oscillator stages and their application to transistor radios and hi-fi amplifiers, and servicing practice make up the remainder of this very practical book.

205 pages **Order Code HN07 £7.95**

PRACTICAL HANDBOOK OF VALVE RADIO REPAIR

Chas E Miller

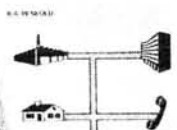
Despite the dominance of the "tranny" portable, many enthusiasts like to repair, restore and listen to the old valved broadcast receivers. This excellent book first describes the basic principles and development of valved radios, and then deals with practical repair work stage by stage on sets originating from the 1930s to the 60s. Appendices list intermediate frequencies used in a comprehensive list of receivers, and valve characteristic data and base connections.

230 pages **Order Code HN08 £15.95** (Hardback)

International Radio Stations Guide

EDITORIAL DEPT.

An Introduction to Computer Communications



NEWNES RADIO and ELECTRONICS ENGINEER'S POCKET BOOK

Audio

Digital IC Equivalents and Pin Connections

ADRIAN MICHAELS

Add 75p per order postage (overseas readers add £1.50 for surface mail postage) and send a postal order, cheque or international money order payable to **PW Publishing Ltd** (quoting order code and quantities) to **Practical Wireless, Enecco House, The Quay, Poole, Dorset BH15 1PP**. Payment by Access, Mastercard, Eurocard or Visa also accepted on telephone orders to Poole (0202) 678558. Books normally despatched by return of post but please allow 28 days for delivery.

£500 of Electronic Equipment to be WON in the new Circuit catalogue.



★ £8 worth discount vouchers

★ 164 pages featuring over 3,000 products.

★ Many new products, plus all the old favourites

★ £500 worth of electronic equipment and components to be won in our catalogue competition.

★ On sale at your newsagent from 16th October, or direct from the address below.



Circuit Distribution Ltd

Park Lane, Broxbourne, Herts, EN10 7NQ Tel: (0992) 444111. Tlx: 22478

£1.20

RST

MAIL ORDER CO.
Langrex Supplies Ltd.,
Climax House,
159 Fallsbrook Road,
Streatham, SW16 6ED.

SPECIAL EXPRESS MAIL ORDER SERVICE

AZ31	£ p	EM81	2.50	PL509	6.00	6AK5	5.99	6KD6	8.00
CL33	2.75	EM87	2.50	PL519	6.00	6AL5	1.50	6L6G	5.00
DY867	4.00	EN91	6.50	PL802	6.00	6AM6	6.02	6L6GC	5.75
DY802	1.50	EY51	2.75	PY33	2.50	6AN5	4.75	6L7	2.50
E88CC	10.33	EY86	1.75	PY81	1.50	6AN8A	3.50	6LQ6	7.50
E180F	12.05	EY88	1.75	PY82	1.50	6AQ5	3.25	6Q7	3.75
E810F	35.48	EY500A	3.00	PY83	1.25	6AR5	25.00	6RH8B6KN8	10.00
EABC80	1.25	EZ80	1.50	PY88	2.00	6AS6	8.86	6SA7	3.00
EB91	1.50	EZ81	1.50	PY500A	4.00	6AS7G	8.75	6SC7	2.75
EBF80	1.50	GY501	3.00	PY800	1.50	6AT6	1.25	6SK7	3.25
EBF89	1.50	GZ32	4.00	PY801	1.50	6AU5GT	5.00	6SL7GT	3.00
EC91	8.00	GZ33	4.75	QQV02-6	38.00	6AU8	2.50	6SL7GT	3.00
ECC33	4.50	GZ34	4.00	QQV03-10	26.25	6AV8A	3.75	6SN7GT	3.00
ECC35	4.50	GZ37	4.75	QQV03-20A	48.38	6B8	3.25	6SS7	2.75
ECC81	1.75	KT61	5.00	QQV06-40A	46.00	6BA6	1.50	6SG7M	2.50
ECC82	1.75	KT66	15.00	QV03-12	6.80	6BA7	5.00	6U8A	2.25
ECC83	1.75	KT77 GOLD	12.00	R18	3.00	6BH6	2.50	6V8GT	4.25
ECC85	1.75	KT88 LION	20.00	R19	9.24	6BJ6	2.25	6X4	3.00
ECC88	3.50	N78	15.00	SP41	6.00	6BN6	2.00	6X5GT	1.75
ECC91	8.93	OA2	3.25	SP61	4.00	6BO7A	3.50	12AX7	1.75
ECF80	1.50	OB2	4.35	U19	13.75	6BR7	6.00	12BA6	2.50
ECF85	3.00	OC3	2.50	U25	2.50	6BR8A	3.50	12BE6	2.50
ECF87	1.75	OD3	2.50	U26	2.50	6BS7	6.00	12B7A	3.00
ECF88	1.50	PC86	2.50	U37	12.00	6BV6	6.00	12E1	20.00
ECF89	1.50	PC88	2.50	UAB80	1.25	6BW7	1.50	30FL1Z	1.38
ECF90	3.00	PC92	1.75	UBF89	1.50	6BZ6	2.75	30P4	2.50
ECF91	1.75	PC97	1.75	UCH42	2.50	6C4	1.25	30P19	2.50
ECF92	1.75	PC98	1.75	UCH81	2.50	6C6	3.50	30P13	1.80
EF37A	5.00	PC900	1.75	UCL82	1.75	6C8A	2.50	30P14	1.80
EF39	2.75	PCF80	2.00	UCL83	2.75	6CD6GA	5.00	57Z8	55.00
EF41	3.50	PCF82	1.50	UF89	2.00	6CL6	3.75	805	45.00
EF42	4.50	PCF86	2.50	UL41	5.00	6CV6	13.00	807	3.75
EF43	2.50	PCF801	2.50	UL84	1.75	6CW4	8.00	811A	18.33
EF44	2.50	PCF802	2.50	UJ411	2.25	6D6	3.50	812A	43.00
EF45	3.50	PCF805	1.70	UY85	2.25	6D05	7.50	813	65.00
EF80	1.75	PCF808	1.70	VR105/30	2.50	6D08	4.75	866A	35.00
EF86	3.50	PC8200	3.00	VR150/30	2.50	6EAS	3.00	872A	20.00
EF91	2.95	PCL82	2.00	Z759	25.00	6EH5	1.85	931A	18.50
EF92	6.37	PCL83	3.00	Z803U	25.00	6F6	3.00	2050	7.50
EF93	2.00	PCL84	2.00	ZD21	3.25	6GK6	2.75	5763	4.50
EF183	2.00	PCL85	2.50	3B28	50.00	6H6	3.00	5814A	4.00
EF184	2.00	PCL86	2.50	4CX250B	58.00	6HS6	3.77	5842	12.00
EL32	2.50	PCL805	2.50	5R4GY	5.50	6J5	4.50	6080	14.00
EL33	4.00	PD500	6.00	5U4G	3.00	6J6	8.93	6146A	12.00
EL34	4.00	PFL200	2.50	5V4G	2.50	6J7	4.75	6146B	12.00
EL36	2.50	PL36	1.75	5Y3GT	2.50	6J8A	6.50	6550	8.00
ELL80	25.00	PL81	1.75	5Z3	4.00	6JEC6	7.50	6883B	12.50
EL81	5.25	PL82	1.50	5Z4GT	2.50	6JS6C	6.00	6973	7.50
EL84	2.25	PL83	2.50	6JOL2	1.75	6KGT	2.75	7025	3.00
EL86	2.75	PL84	2.00	6AB7	3.00	6K7	3.00	7027A	8.00
EL91	7.29	PL504	2.50	6AH6	5.00	6K8	3.00	7360	10.00
EL95	2.00	PL508	5.50					7586	15.00
EL360	18.50							7587	23.00

Open daily to callers: Mon-Fri 9 a.m.-5 p.m.
Valves, Tubes and Transistors - Closed Saturday
Terms C.W.O. only, allow 7 days for delivery. Tel: 01-677 2424/7.
Prices excluding VAT add 15%
Quotations for any types not listed S.A.E.
Post and packing 50p per order
Telex 946708
Prices correct when going to press

The Effective TVI Filter

Having trouble with TVI? Well so was Basil Spencer G4YNM until he designed and built this seven branch Chebyshev high-pass filter.

In 1985 the author moved south from his former northern location and purchased a commercial 144MHz transceiver over the festive period of the same year.

His neighbour received an unwanted Christmas present in the form of television interference, as a direct result, and it was decided to design and construct an effective TVI filter to cure this problem.

Description

The design uses a seven branch C-in C-out Chebyshev high-pass filter (Fig. 1), in which the capacitors are formed by copper areas on the double-sided p.c.b. laminate. By using an odd number of branches the input and output terminations have an equal impedance which simplifies construction and enables the filter to be connected either way around in the TV downlead.

A well designed and constructed seven branch Chebyshev filter provides about 42dB of attenuation one octave from the cut-off frequency, as well as providing a relatively high slope in the transition band⁽¹⁾.

As the UK 625-line television channels 21 to 68 cover the frequency band 470MHz to 854MHz it seemed appropriate for the cut-off frequency to be approximately that of the amateur 430MHz band.

Construction

The double-sided s.r.b.p. (Synthetic Resin Bonded Paper), printed circuit board should be cut to size, see Fig. 2. Then the unwanted copper is removed by carefully scoring through the copper to the substrate with a sharp craft knife. Next carefully lift one corner of each unwanted strip of copper, then peel them off with the aid of a hot soldering iron and pair of pliers. This completes the p.c.b. preparation. You should now be left with a p.c.b. that has four pads one side and three pads the other, hopefully all to the dimensions of the tinted areas shown in Fig. 2. Note the two long unbroken pads form a common ground plane. **It is essential to cut accurately if the correct response is to be obtained.**

The three identical coils should be wound next as shown in Fig. 3, the coils are made from 26 s.w.g. tinned copper wire. It is suggested that a 3mm twist drill shank be used as a mandrel. Solder the coils and earth links to the p.c.b. at exactly the points shown in Fig. 2. Remember accuracy is the watchword here and sloppy work will only result in a sloppy filter response.

Mount the two Belling Lee coaxial sockets to the die-cast box (using four 6BA screws, nuts and washers plus two solder tags, one for each socket). Now fit the completed p.c.b. into the die-

cast box, with the earth plane uppermost and soldered to the solder tags, with the coaxial connector centre pins soldered to points B, C as shown in Fig. 4. Fit the lid to the box and delight a neighbour by curing their TVI.

Conclusions

The author is fortunate enough to have access, through his employers, to a Hewlett Packard Network Analyser⁽²⁾ capable of giving both Cartesian and Polar plots on a cathode ray tube, thereby considerably easing the assessment of any particular filter design in progress.

The performance of this filter is satisfactory as can be seen from the Cartesian plot showing forward response in Fig. 5. The author has constructed three of these filters to confirm consistency of results.

Finally if, after fitting this filter, the TVI remains (and the transmissions from the station are "clean"), the responsibility to resolve the problem must now rest with the person suffering the TVI. The amateur having done his or her "bit" to cure it and maintain good public relations for the amateur radio hobby as a whole. **PW**

Acknowledgments

The author wishes to express his thanks to Phil Aldworth, the Test

WRM710

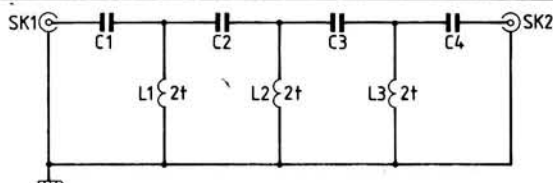


Fig. 1: Seven Branch C-in C-out Chebyshev high-pass filter

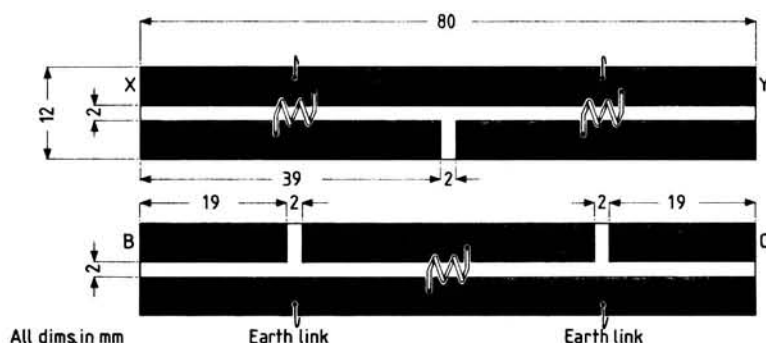


Fig. 2: Track patterns for the filter p.c.b. As the filter capacitors C1, 2, 3, 4 are formed by the two track patterns accuracy is vital

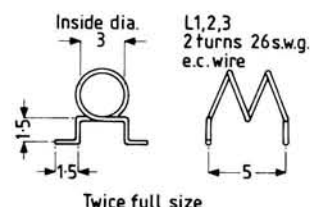



Fig. 3: Winding details of the three identical coils

GAREX THE SCANNER SPECIALISTS

JIL SX-400 THE PROFESSIONAL SCANNER

- Basic coverage 26-520MHz
- AM, NFM & WFM
- Expandable from 100kHz to 1.4GHz with SSB and CW
- Computer control options
- IF output terminals
- Specifications set by professionals



£649

REVCO RS-2000E THE VERSATILE SCANNER

- Covers: 60-180MHz, 380-520MHz
- AM & NFM on all bands
- Search & store of active channels
- Channel activity counter
- 70 memories
- 12v dc & 240v ac



£279

JIL SX-200N THE SUPERIOR SCANNER

- The choice of the professionals
- Proven reliability
- Covers: 26-88MHz, 108-180MHz, 380-514MHz
- AM & NFM on all bands
- Positive action keyboard
- 16 memories
- 12v dc & 240v ac



£325

REGENCY MX-8000 THE WIDER RANGE SCANNER

- The receiver with the most Megahertz for your money
- Covers: 25-550MHz, 800MHz-1.3GHz
- AM & NFM & WFM on all bands
- Computer interface socket
- 20 memories
- Compact size
- 12v dc operation
- Up/down step control knob



£487

REGENCY HX-2000E THE HAND-HELD SCANNER

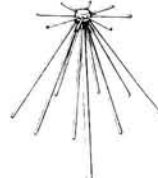
- Covers: 60-90MHz, 118-175MHz, 406-496MHz
- AM & NFM on all bands
- Full scan & search functions
- 20 memories
- Nicads, charger & whip antenna included



£279

DON'T FORGET THE ANTENNA!

All receivers need a good antenna and the ideal one for a scanner is the REVCONE, a 16 element discone. Made in Britain by Revco, a company that has been manufacturing quality antennas for the last 25 years, the REVCONE covers 50-500MHz, is extremely well made and very good value at just £29.95. Also available - the RADAC dipole nest, 25-500MHz with extra performance £69.95.



PRE-AMPLIFIERS

Broadband antennas usually have no gain, so pre-amps are often desirable. One mounted at the masthead amplifies the weak signals but not the noise generated in the feeder cable. The REVCO PA2 in-line masthead pre-amplifier gives useful gain from 10MHz to over 1GHz. Includes special mains PSU £49.95. The MUTEK BBBA500u is intended for use at the receiver's input. Requires 12v DC at a few mA. £35.50.

GAREX ELECTRONICS

MAIN DISTRIBUTOR OF REVCO PRODUCTS. PRICES INCLUDE UK P&P and 15% VAT. Ask for details of our interest free credit. Extensive range of PYE radiotelephone spares - S.A.E. for list.

7 NORVIC ROAD, MARSWORTH, TRING, HERTS. HP23 4LS.

Phone 0296 668684. Callers by appointment only.

Ask for details of our interest free credit.

Ask for our secondhand scanner bargain list.

VHF & UHF RECEIVERS. single chan crystal controlled ground Rx on 19" panel self contained unit except for ext 12v DC supply audio out, VHF covers 100/156Mc/s UHF covers 225/390Mc/s can be tuned to any chan in range. Price v.h.f. - £23.50, u.h.f. - £28.50 with ccts. **PRE SEL UNITS.** HF tunable 2/29Mc/s in 4 bands direct cal with s.m. dial 75 ohm in/out on 19" panel. £24.50 **DISH AERIALS** 32" dia 5" deep some perforations dual new. £24.50 **ARMY HAND GENEY O/P** 12v DC 1 amp regulated with accs new. £34.50 **VARIACS** 240v to 0/270v at 8 amps. £35 **SNAIL BLOWERS** for 115v medium size outlet 2x2 1/2" new. £14.50 (240/115v Trans. £3.50) **MORSE KEYS.** Army pattern on base with screw term connec. £6.50 **MONOCULAR SIGHTS** elbow sight 5x27.5 £7.50 **V.H.F. AERIALS.** A/C pattern 1/4 wave 100/125Mc/s with mt base new. £8.50 **ROTARY INV.** 1/P 18v DC O/P 230v AC 50c 180 watts new. £45 **AERIAL MAST KITS.** 30ft 10x1" sections with all accs in bag new. £34 **SONAR IND UNIT** airborne unit with 5" sq flat face tube dual beam blue/yell trace modular construction with 40 sub min valves as int EHT supply reqs ext HT & LT were used to display sonar bouy signals with circ. £45 **MARCONI TF1370A** wide range osc 10c/s to 10Mc/s Sine & Sq to 100Kc tested with book. £85 **ELEC MULTIMETERS.** type CT471 AC/DC volts, amps, res, RF Mill/V etc see list for full spec tested with book. £75 **A.F. WATTMETER CT44.** 0 to 6 watts in 10 ranges loads 2.5 ohm to 20K in 11 ranges tested. £28 **DIODES** 200 PIV 20 amps stud mt 4 for £4.50. **METER UNIT** 240 deg scale 1 Ma FSD scale 0 to 8x100 3/4" sq. £7.50 **POWER UNIT** 240v gives 24v DC at 500Ma in neat case size 6x5x3" new. £6.50 **F.M. TUNER HEAD.** 88/108Mc/s 10.7 IF out reqs 12v DC new. £6.50 **RF DUMMY LOADS.** DC to 3 Gz 50 ohm 150 watt new. £65 **WHIP AERIALS.** 16ft 4 section with base. £9.50 **AUDIO TAPE.** 1/4" on 8 1/4" dia all spools standard centres 1800ftx4 for £11.50 **MOTORS** 6/ 24v DC with int g.b. 60 RPM at 24v size 2 1/2x1 1/2x1 1/2" £5.50 **CRT IND.** aircraft CRDF ind with 5" dia CRT MW13.35 X/Y scan coils and p.m. focus unit in frame size 14x6x6" with 360° scale. £15.50 **METER T.S.** with 5-0-5 Ua meter in neat case 10x8x7" with term etc. £14.50 **RADIAC SIMULATOR** hand held unit with crystal cont Rx on 40.68 Mc/s with meter ind reqs 3 & 9v Batt. £8.50 **MIN TOGGLE SWTS.** 2 pole 2 way centre off. 3 for £3.50 **METER** 0 to 25 amps DC proj mt 3 1/2" dia new. £8.50 **CAR AERIALS.** C.B. type 27Mc/s approx 15" flexible rubber with coax & plug wing mt new. £6.50 **AUTO TRANS.** 200/250v to 115v at 650 watts fully enc term connec. £15.50 **TUNING CAPS** VHF type 4 gang 7/61pf per section 1x2 gang & 2x1 gang with couplers. £6.50 **PRE SELECTOR** tunes 1080/ 1130Mc/s 3 stage plus mixer new. £8.50 **TEST SET** vehicle navigation test equip two part unit see list for spec. £75 **COAX LEADS & FITTINGS.** see list. **TAPE REC FERRO SER 3/7** also 16 track decks see list.

Above prices include Carr/Postage & VAT, goods ex-equipment unless stated new. Allow 14 days for delivery. SAE with enquiry or 2x17p stamps for List 39. Callers check times.

A.H. SUPPLIES

122 Handsworth Road, Sheffield S9 4AE.

Telephone: 444278 (0742).

TUNE INTO THE WORLD'S SATELLITES! COMMUNICATIONS SATELLITES NEW 2nd Edition

Without question, COMMUNICATIONS SATELLITES represents the most exhaustive reference documenting the space program and its radio support ever written. Chapters covers spy and surveillance satellites, U.S. and Russian manned space missions, military tactical and scientific satellites, oceanographic and water satellites, navigational and communications satellites, amateur private and direct broadcast satellites. If it is in orbit, COMMUNICATIONS SATELLITES tells you all about it. This ultimate directory of space communications includes chapters on channelization band plans, transponder identification, international satellites, even a history of earth satellite development. As a special bonus, an exhaustive cross reference allows you to quickly identify the source of unknown transmissions from space. Illustrations and tables are included in the 216 pages for better understanding of this space technology. Special chapters provide insights into satellite operation, much of which has never been revealed to the public before in the pages of such an informative book. Whether you are a casual or serious listener to the spectrum, this book is for you! Price £12.25 + £1.56 post & packing in UK and Eire. Overseas £2.25 sea mail. £8.75 airmail.

How would you like to receive the latest News, Agency photographs before they are published in the newspaper, or look at pictures of the world's weather sent by Meteosat or NOAA satellites? 'Guide to Facsimile Stations' by J. Kingenliss tells you in detail how to do this. Written to his usual very high standard it is suitable for both the newcomer and the more experienced operator. The book details the equipment currently available on the market for both FAX and meteorological satellite reception, with photos and manufacturers addresses. It also explains the techniques used for the transmissions of FAX pictures, and the different methods used to create pictures. With the increasing use of satellites a section has been devoted to both geostationary and polar-orbiting meteorological satellites, with full technical data. A frequency list in numerical order covers 386 frequencies from VLF or UHF of FAX stations which were monitored in 1985 and 1986. Frequency, call sign, name of station, ITU country/geographical symbol, technical parameters of emission, and details are listed. The alphabetical call sign list covers 233 call signs, with name of the station, ITU country/geographical symbol, and corresponding frequencies. Schedules of 94 FAX stations on 340 frequencies are listed alphabetically. The book (128 pages) is illustrated throughout, and other subjects covered include radio amateur FAX activities, abbreviations used in transmissions, station addresses in 35 countries, sample charts, and a wealth of other information. Price £8.60 + 65p post & packing in UK and Eire. Overseas £10.00 sea mail. £7.60 airmail.

Two or more books Post & Packing FREE (UK and Eire only). Ask for our NEW free catalogue of many other radio books. Delivery normally from stock within 14 days.

INTERBOOKS, PWD17, Stanley, Perth, Scotland PH1 4QQ. Tel: (0738) 828575

GUIDE TO FACSIMILE STATIONS THE MOST COMPREHENSIVE AND RELIABLE MANUAL ON FACSIMILE

How would you like to receive the latest News, Agency photographs before they are published in the newspaper, or look at pictures of the world's weather sent by Meteosat or NOAA satellites? 'Guide to Facsimile Stations' by J. Kingenliss tells you in detail how to do this. Written to his usual very high standard it is suitable for both the newcomer and the more experienced operator. The book details the equipment currently available on the market for both FAX and meteorological satellite reception, with photos and manufacturers addresses. It also explains the techniques used for the transmissions of FAX pictures, and the different methods used to create pictures. With the increasing use of satellites a section has been devoted to both geostationary and polar-orbiting meteorological satellites, with full technical data. A frequency list in numerical order covers 386 frequencies from VLF or UHF of FAX stations which were monitored in 1985 and 1986. Frequency, call sign, name of station, ITU country/geographical symbol, technical parameters of emission, and details are listed. The alphabetical call sign list covers 233 call signs, with name of the station, ITU country/geographical symbol, and corresponding frequencies. Schedules of 94 FAX stations on 340 frequencies are listed alphabetically. The book (128 pages) is illustrated throughout, and other subjects covered include radio amateur FAX activities, abbreviations used in transmissions, station addresses in 35 countries, sample charts, and a wealth of other information. Price £8.60 + 65p post & packing in UK and Eire. Overseas £10.00 sea mail. £7.60 airmail.

Two or more books Post & Packing FREE (UK and Eire only). Ask for our NEW free catalogue of many other radio books. Delivery normally from stock within 14 days.

INTERBOOKS, PWD17, Stanley, Perth, Scotland PH1 4QQ. Tel: (0738) 828575

LATEST MAIL ORDER CATALOGUE £1

FREE TO SCHOOLS & COLLEGES 50p VOUCHER SPECIAL OFFERS

TEL: (0939) 32763

24 HOUR ANSWERPHONE SERVICE AVAILABLE

ALL ORDERS PLUS 65P P&P + 15% V.A.T.

TELEX: 355665

WEM, SHROPS. SY4 5EN. Dep PW12

12 VOLT RECHARGEABLE UNIT £5.99

+ £1.85 P&P + 15% VAT

ONLY £2.99

USUALLY £3.95

ULTRA LIGHTWEIGHT

Complete with 2 spare ear pads - Lead terminates 3.5mm stereo adaptor to give 6.35 stereo and 3.5 mono alternative supplied

RESISTOR KITS

1/4 watt 5 off each value (305) £3.35

1/4 watt 10 off each value (710) £3.75

1/2 watt 5 off each value (365) £4.75

1/2 watt 10 off each value (730) £7.95

B.T. APPROVED

Master Socket 2/4 A £2.85

Secondary Socket 2/6 A £1.95

B.T. Linejack cord £1.25

Recharged using above charger.

Modifying the SRX-30D

S. Niewiadomski describes some modifications to the SRX-30D receiver which improve the performance. To allay fears, the mods involve no front panel changes and so the set can be returned to its original condition quickly and easily.

The SRX-30D, which is also sold under the guise of the Century-21D, was introduced in 1982 as a re-engineered version of the SRX-30. The main improvements were the introduction of digital frequency readout and reduced fine tuning (CLARIFY) coverage, which was rather excessive in the original receiver.

A review of the SRX-30D was published in the April 1982 issue of *PW* and its operation is similar to the Yaesu FRG-7, which was comparable in price at that time. General coverage from 500kHz–30MHz is achieved by use of the Wadley drift cancelling loop principle (see *PW* July 1979), which gives a very stable receiver even at the highest frequencies of operation. The main tuning rate, when used in conjunction with the CLARIFY control, is sufficiently slow to make s.s.b. signals in the amateur bands easy to resolve. All modes of modulation (including

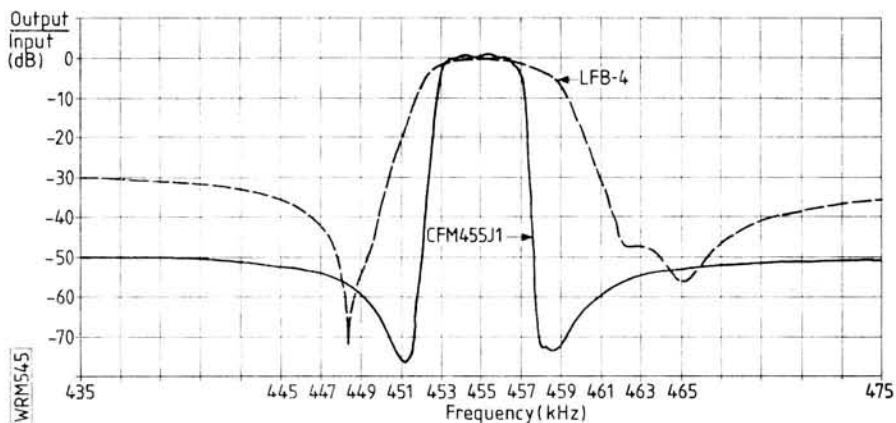
f.m.) are catered for and in my opinion, this receiver offers very good value for money as a receiver for a new s.w.l.

It is a shame that when the receiver was being up-dated, the opportunity was not taken to fit a better s.s.b. filter. The one fitted is a MTK LFB4, which is a 4kHz bandwidth ceramic filter with only about 30dB of stopband attenuation. For only a slight cost increase, a much better s.s.b. filter could have been fitted at the design stage which would have considerably improved the s.s.b. performance.

Another criticism of the receiver is the rather poor manual supplied with it. It contains only the barest essentials of information about performance and use of the receiver; circuit diagrams are also included, but no component placement diagrams or components list.

This article describes the fitting of a better s.s.b. filter into the i.f. stages as

Fig. 1: Comparison of LFB4 and CFM455J1 i.f. filter responses



well as a switchable audio bandpass filter into the audio output path. The SRX-30D uses one i.f. filter for s.s.b. and another one for a.m. and f.m., and so changing the s.s.b. filter does not affect performance in these modes. No modifications to the front panel are necessary and the receiver can easily be returned to its original condition if required.

Fitting the SSB Filter

A reasonable quality s.s.b. filter, the CFM455J1, is available for about £9 + VAT, which neatly replaces the LFB4. The change is very simple because the input and output impedances of the two filters are identical (2kΩ) and so no adjustments in driving and termination impedances have to be made. A comparison of the performances of these two filters is shown in Fig. 1. The CFM455J1 has a passband bandwidth better suited to s.s.b. reception and steeper sides to achieve its stopband attenuation as quickly as possible. Further away from the passband, the ultimate stopband attenuation is about 50dB. The broadness of the LFB4 response can be seen, giving poor adjacent channel rejection. This can be heard as unintelligible, shifted-frequency signals on top of the signal you are trying to listen to.

The circuit of the receiver in the s.s.b. i.f. filter area is shown in Fig. 2. The new filter can be seen directly replacing the LFB4.

The first job in fitting the new filter is to remove the old one. First of all, remove the top cover of the receiver by unscrewing the four screws (two at each side) which attach the cover to the chassis. Then slide the cover backwards clear of the chassis. Turn the

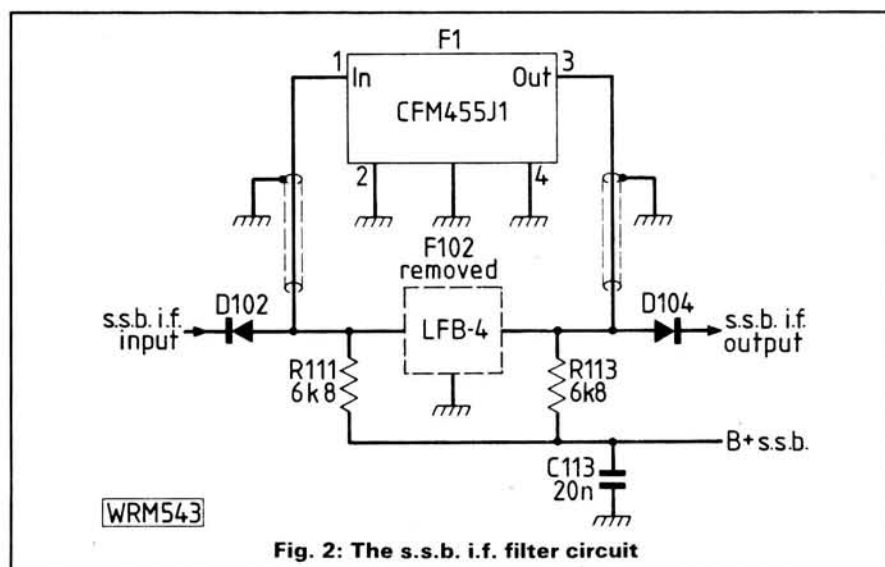
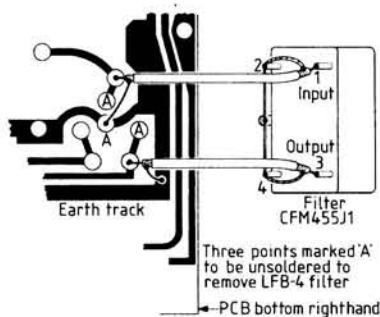
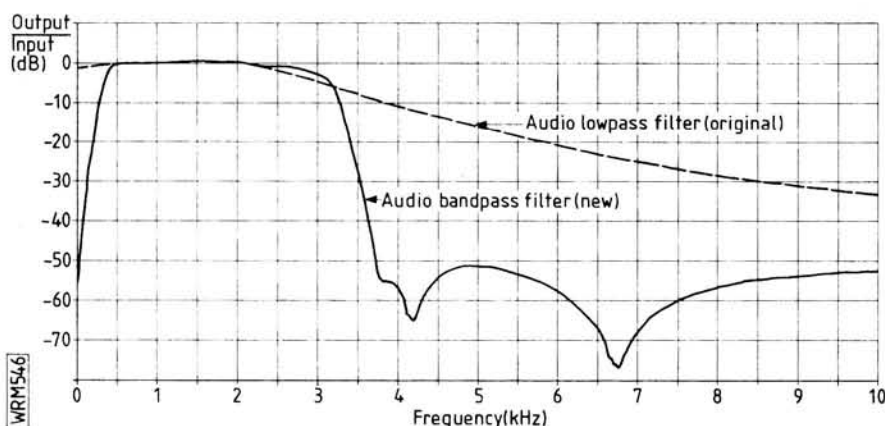


Fig. 2: The s.s.b. i.f. filter circuit



◀ Fig. 3: Fitting the CFM455J1 s.s.b. filter

Fig. 4: The responses of (a) the original audio lowpass filter and (b) the new audio bandpass filter



receiver over and unscrew the six small cross-point screws which hold the bottom cover onto the chassis.

Turn the receiver the right way up again and locate the LFB4 filter, which is on the righthand p.c.b. (when viewing the receiver from the front) under the display module. The LFB4 is a small grey block, $7 \times 8 \times 8$ mm. It is next to the a.m./f.m. filter, an LFB8. When the LFB4 has been located on the topside of its p.c.b., turn the receiver over and locate its 3 pins on the underside of the p.c.b. The track of the p.c.b. in this area is shown in Fig. 3, and will help to locate the 3 pins to be unsoldered. They should be unsoldered using a "solder sucker" or desoldering braid. The filter will drop out when the last pin is unsoldered.

The new filter is fitted on the underside of the p.c.b. using two short lengths of miniature coaxial cable, such as RG174. The position of the new filter is also shown in Fig. 3. It is easier to strip and trim both ends of each length of coaxial cable before fitting to either the filter or the p.c.b. as this puts least strain on the components. The case of the filter is earthed by soldering a length of wire between the protruding lug of the case of the filter and the earth pins, 2 and 4. The lengths of coaxial cable which electrically connect the filter into circuit are rigid enough, so that no other mechanical fixing is necessary. After making the modification, carefully examine the area of the p.c.b. where the coaxial cable has been attached to ensure that no short circuits have been created by solder splashes. Because the centre frequency of the CFM455J1 is the same as the LFB4, no adjustments of the receiver, such as trimming the b.f.o. frequency, are necessary.

A considerable improvement in performance should now be noticed. Adjacent channel interference should be much reduced, resulting in greater intelligibility of the desired signal.

The New Audio Filter

A three pole LC lowpass filter is fitted to the SRX-30D, following the s.s.b. product detector. This filter has been simulated using a circuit simulation program and the response is plotted in Fig. 4. The cut-off frequency is approximately 2.5kHz, and as would be expected with such a simple filter,

the roll-off rate is quite slow. It was thought that this lowpass response could be improved upon, both in the roll-off rate and by incorporating a highpass filter to reduce the level of hum in the audio output which is noticeable when listening on headphones. So the fewest modifications would need to be made to the receiver, it was decided to place the new filter in the output of the audio power amplifier, in the lead to the loudspeaker and headphones as shown in Fig. 5.

To optimise a filter for communications use, frequencies from about 300Hz to 3kHz should be passed without attenuation and all other frequencies attenuated as much as possible. Such a filter would not be suitable for listening to broadcast stations where the quality of music, for example, would be seriously degraded. Fitting a filter in the audio output means therefore that it must be capable of being switched in and out of circuit.

The circuit of the new audio filter board used here is shown in Fig. 6. The filter itself consists of C1-9 and L1-4. Capacitors C1, C2 and inductor L1 form a 3-pole Chebyshev highpass filter with a cut-off frequency of 300Hz and input and output impedances of 600Ω. Capacitors C3-9 and inductors L2-4 form a 7-branch elliptic lowpass filter with a cut-off frequency of 3kHz and input and output impedances again of 600Ω. When a highpass and a lowpass filter have cut-off frequencies which are widely separated and have the same input and output impedances, they can be cascaded together. The combined network will have a response which is the sum of the two responses. As 3kHz is more than 3 octaves above 300Hz (an octave represents a doubling in frequency) the two filters here can be connected together

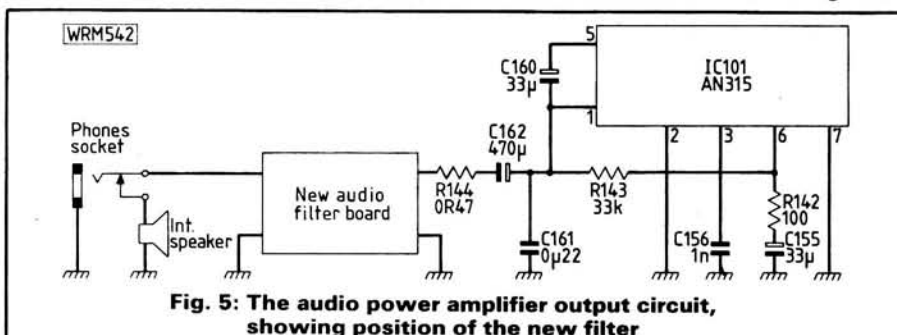


Fig. 5: The audio power amplifier output circuit, showing position of the new filter

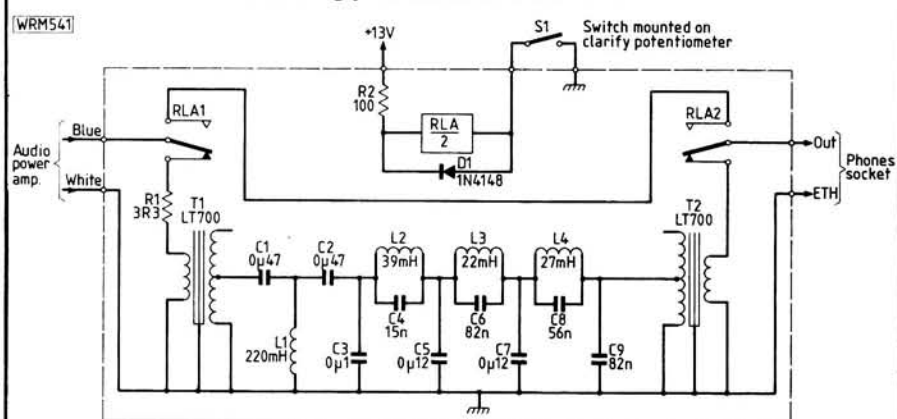


Fig. 6: The new audio bandpass filter board

safely to form a bandpass filter. The response of this filter is also plotted on Fig. 4 for comparison with the original filter.

Because the inductors used for L2-4 have a comparatively low Q at audio frequencies, rounding off the passband edge close to the cut-off frequency can be seen. A minimum stopband attenuation of 50dB is achieved at approximately 3.75kHz, and the attenuation remains greater than this up to several MHz. The shape of the response in the stopband is characteristic of elliptic filters which achieve a minimum stopband attenuation rapidly, but do not have continually increasing attenuation as frequency increases. The high-pass section gives greater than 50dB attenuation at 50Hz and 40dB at 100Hz.

To match the 600 Ω input and output impedances of the bandpass filter to the low impedance output of the audio power amplifier and the speaker or headphones, transformers T1 and T2 are used. These transformers are type LT700 which are designed for use as push-pull transistor output stage transformers. They have 1.2k Ω centre-tapped primary and 3 Ω secondary winding. In this application the centre tap on the primary is used to match the filter input and output impedances of 600 Ω . Resistor R1, in series with the low impedance winding of T1, gives a better match for the filter than direct drive from the audio amplifier. This is because the output impedance of such an amplifier is very low, typically less than 1 Ω , and this would not provide the correct drive impedance to the filter when transformed through T1. Resistor R1 increases the attenuation in the audio output path, and also greatly increases the smoothness of the passband response because of the better match. The increase in attenuation can easily be compensated for by increasing the volume level, and plenty of spare output power is available from the receiver.

On the output side of the filter, the centre tap of T2 is again used. The output of T2 has been tested with loads between 3 and 16 Ω and a smooth passband response was obtained over this range.

The audio filter, as well as R1, T1 and T2 can be by-passed by the contacts of a double-pole change-over relay RLA 2. A relay was used rather than a switch because I wanted the filter to be switchable from the front panel, without having to modify the panel. This is achieved by changing the CLARIFY potentiometer for one with a pull-to-operate switch. The switch on such a potentiometer has two single make contacts, one of which is used to operate the relay. Resistor R2, in series with the relay coil, reduces the current through the relay coil slightly, so that only the minimum extra load possible is imposed on the receiver power supply. Diode D1 absorbs the back e.m.f. produced by the relay coil, reducing sparking across the switch contacts.

Audio Filter Board Construction

The p.c.b. track pattern and component layout for the audio filter board is shown in Fig. 7. The inductors used for L1-4 are Toko type 10RB and 10RBH which are very compact and eliminate the need for any coil winding.

The author's prototype p.c.b. was made by sketching the circuit layout at life-size on graph paper, cutting it out and sticking it on to a piece of single-sided p.c.b. material cut to the correct size. Each hole was then marked onto the board by punching through the paper with a centre-punch. The paper was then removed and the board thoroughly cleaned. Using an etch-resist pen, the tracking was drawn using the holes to indicate the position of the components. Most of the rest of the board was then inked-in, leaving only a thin strip of exposed copper around the component interconnections. This serves two purposes: first, a continuous earth plane is left on the board after etching which eliminates signal leakage round the filter when in operation, and secondly, the amount of etchant used up when etching the board is considerably reduced because so little copper is exposed.

When the etch-resist ink is dry (after about 15 minutes), the board is immersed in ferric chloride solution, tak-

ing the normal precautions with this poisonous and corrosive chemical. The etching bath should be gently agitated until all the exposed copper has been etched away. Lift the p.c.b. out of the bath, rinse it under running water and clean off the etch-resist with a suitable solvent. Then drill the board. Use a 0.7mm drill for all the component leads, 2mm for the transformer lugs and 3mm for the fixing holes.

If the p.c.b. construction technique does not appeal to you, Veroboard can be used or p.c.b.s can be purchased from the *PW* PCB Service. If you opt for Veroboard, lay the transformers and filter components out as they are drawn in the circuit diagram, keeping the output away from the input.

Fitting the Filter Board

The prototype p.c.b. was fixed in the receiver using the aluminium bracket shown in Fig. 8. The bracket was screwed to the topside of the rear runner to the right of the large 2200 μ F smoothing capacitor using 6BA screws and nuts. This requires the temporary removal of the f.m. board.

If you do not want to drill any holes in the receiver at all, the board can be stuck to the inside of the rear panel using double-sided sticky pads.

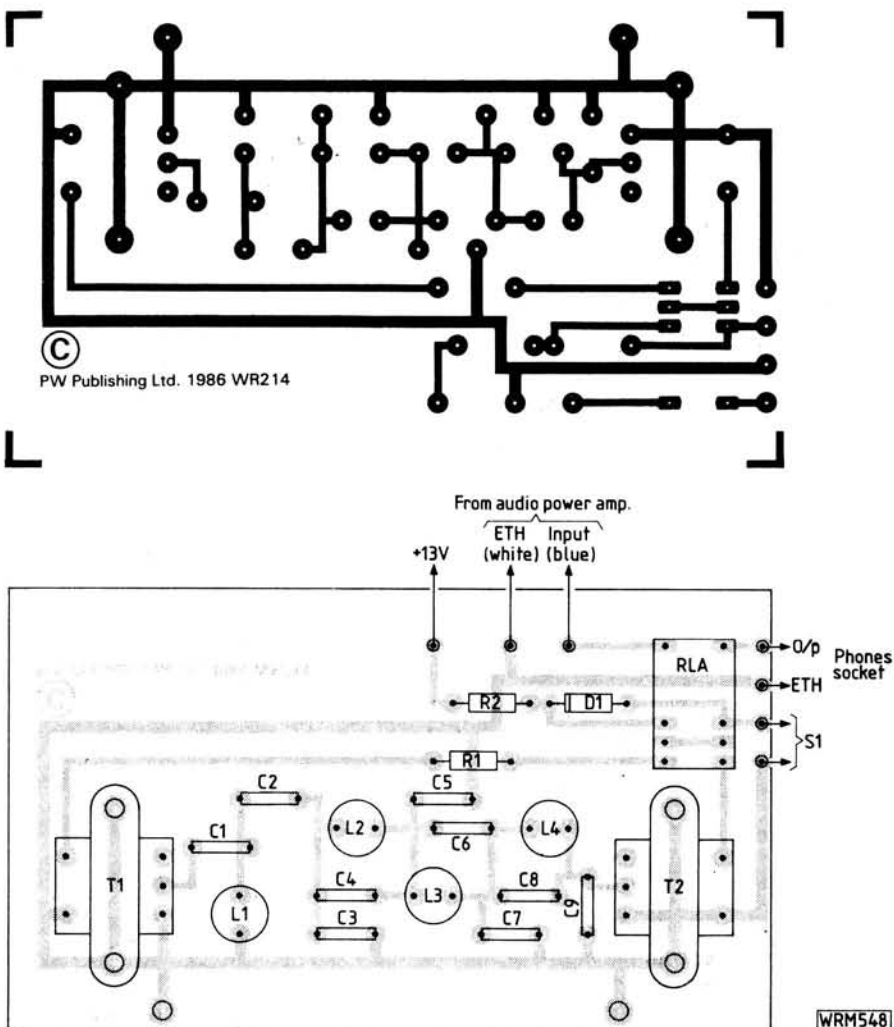
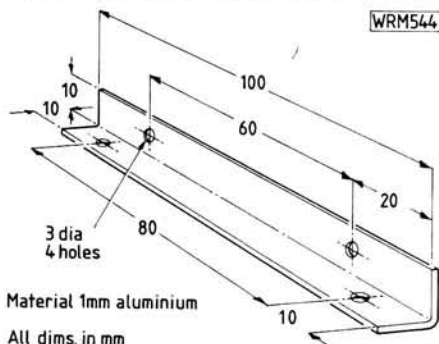



Fig. 7: The audio board full-size track and component layout. Minimum etch technique has not been used here



▲ The photograph shows the author's board mounted, using the bracket in Fig. 8, inside the SRX-30D

◀ Fig. 8: The audio filter mounting bracket

Fitting the New Clarify Potentiometer

The next job is to change the CLARIFY potentiometer for one with a switch.

Remove the knob from the control using a 1.5mm Allen key and remove the nut holding the potentiometer to the panel behind the front panel. Unsolder the three leads to the potentiometer, being careful to make a note of which contact they are connected to. The potentiometer can now be withdrawn from the panel.

The new potentiometer is now inserted into the panel and the fixing nut replaced. Re-solder the connections to the potentiometer and replace the knob.

Wiring in the Audio Filter Board

The audio filter board can now be wired into circuit. Cut two lengths of wire (they can be the same colour) to about 500mm and twist them together. Solder one end of each wire to one end of the sets of contacts on the new CLARIFY potentiometer. Solder a 500mm length of wire onto the point where the red wire from the bulb which illuminates the S-meter is attached to the main receiver p.c.b. This is a convenient point to pick up the +13V supply rail to operate the new relay. It will be found near the bandswitch at

the front of the board. Locate the blue and white wires which connect the audio power amplifier to the headphones socket. These wires run from the left-hand receiver p.c.b. (when the receiver is upside-down) around next to the back panel and alongside the mains wiring, to the headphones socket. Unsolder the wires at the socket, leaving the blue wire which goes to the loudspeaker in position.

Solder two new twisted wires (500mm long again, but different colours) to the headphones socket to where the blue and white wires originally went. Now take all these wires, seven in all, through the hole in the rear runner between the 2200µF capacitor and the mains transformer.

Cut each wire to the correct length and solder to the audio filter p.c.b. as shown in Fig. 7.

Testing the Audio Filter

Before replacing the receiver covers, test the modification by tuning to an s.s.b. signal, say on the 3.5MHz band. The audio filter is in circuit when the CLARIFY knob is pushed in, and out of circuit when pulled out. Try operating the knob and see that background hiss and hum (especially when listening on headphones) are greatly reduced when the filter is in circuit. The filter should normally be left in circuit when listening to the amateur bands and switched out when stations with a broader audio spectrum, such as m.w. broadcast stations, are being received.

When you are satisfied that the modifications have been successfully carried out, replace the receiver covers.

Other Receivers

The audio filter described here can be fitted to other receivers if required. It can either be mounted internally, as for the SRX-30D, or externally in a box with a lead terminated by a jack-plug to be plugged into the headphones socket. The filter itself can be used in receivers without the transformers if the correct driving and terminating impedances of 600Ω can be provided. It would, for example, make an excellent post-detector filter for a direct conversion receiver. **PW**

SHOPPING LIST

Resistors

$\frac{1}{4}$ W 5% Carbon Film

3.3Ω	1	R1
100Ω	1	R2

Capacitors

Miniature Polyester Layer

15nF	1	C4
56nF	1	C8
82nF	2	C6,9
0.1µF	1	C3
0.12µF	2	C5,7
0.47µF	2	C1,2

Inductors

Toko 10RB

22mH	1	L3
27mH	1	L4
39mH	1	L2

Toko 10RBH

220mH	1	L1
-------	---	----

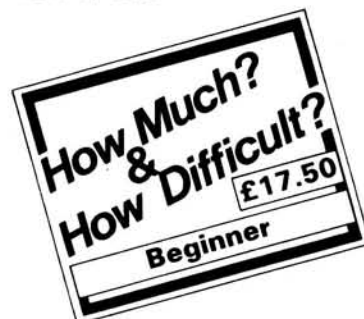
Semiconductors

Diodes

1N4148	1	D1
--------	---	----


Miscellaneous

CFM455J1 filter (Cirkit); LT700 1.2kΩCT/3.2Ω output transformer (Electrovalue) (2 off); d.p.c.o. relay 12V coil Cirkit 48-50219; d.p.s.t. switch mounted on 5kΩ linear potentiometer; p.c.b.; mounting bracket; 6BA nuts and screws; RG174; wire.



Calling the Elettra

Photos courtesy The Marconi Company Limited



A diary for 1920 was recently discovered among family papers, it belonged to a young man living in the West of Ireland and E. M. Fairburn recounts the story.

January 6. James and I set off early for Connemara. Wanted to see place where Alcock and Brown finished Atlantic crossing last June. But region bigger and wilder than expected—got lost. Asked help at remote cottage. Woman there said she knew nothing about any Vickers-Vimy, but there was

a Marconi station four miles beyond Tully Cross so why didn't we go there instead?

Travelling the sandy road she'd directed us along, we saw only desolate bogland on each side and the Atlantic ocean before us. Then suddenly a cluster of low buildings. We pulled up. They were made of timber and roofed with iron sheets. Only one had a stove-pipe but no smoke from it. We thought entire place deserted.

Walked about, opened doors (nothing locked). Looked inside. Saw no one. Puzzled by equipment in huts.

Tried last door, hut with stove-pipe. Unlocked like others. Stood on threshold, peering into gloom. Same as other sheds, had coils of wire suspended from roof and what appeared large alarm clocks lying on backs all around

Steam-yacht Elettra in Mount's Bay, Cornwall

wall-benches. Only then noticed human figure.

Sitting with back to us. Had half circular band on head and big black covers over ears.

We coughed but he didn't turn. Then we stamped feet. Vibration through wooden floor must have reached him because he swung around. Snatched equipment from head and leapt from stool, very startled.

Asked us, in American accent, "What do you want?" Seemed frightened but trying to hide it. Maybe thinking us Irish gun-men. The times are dangerous.


We apologised, explained our intrusion. He laughed, invited us in. Said, "Sure glad to meet you gentlemen. Haven't seen a human being in six weeks." Then told us he was a scientist employed by the Marconi Company. His job to try to make contact with the ship *Elettra* anchored off Newfoundland, straight line westward from this part of Ireland.

He let us try his head-pieces. We heard nothing except crackling sound like bacon frying.

Then showed us what he called "a wireless receiving set". He was making it in his spare time, he said. It was about the size of a one-pound jam-jar and all wrapped in a criss-cross of copper wire. When we asked what it was for, he said, "the time is coming when folk will put on a pair of headphones like these in their own homes, anywhere, and be able to listen to a concert of music in New York".

James and I think the poor fellow has gone crazy from living like a hermit...

PW



Marconi on board his yacht Elettra

from J.R.C. the NRD525.



The enthusiastic short wave listener knows all too well the excellent performance of the NRD505 and NRD515 general coverage receivers from the JAPAN RADIO COMPANY. Building on the experience gained from the production of these outstanding receivers, JRC introduce a new model, the NRD525 combining advanced performance with the first class construction of the NRD505.

The NRD525 is a double superheterodyne receiver having a first IF of 70.45399/70.453 MHz and a second of 455 kHz. The receiver covers frequencies from 90 kHz to 34 MHz. An optional internally fitted converter (CMK165) will be available adding the following frequency ranges, 34 to 60 MHz, 114 to 174 MHz and 423 to 456 MHz.

Modes of operation for the JRC NRD525 are USB, LSB, CW, AM, FM and RTTY. An optional RTTY demodulator (CMH530) will be available enabling a printer to be directly connected to the receiver. The receiver also has a squelch control which operates on all modes.

The NRD525 has been designed to perform when conditions for reception are far from perfect. To help copy weak signals on a crowded band both notch filter and pass band tuning controls are included. The receiver has, as standard, a 3 kHz filter for USB and LSB (INTER), a 6 kHz filter for AM (WIDE) and in the AUX position a bandwidth of 12 kHz. If an optional filter is placed in the AUX position the 12 kHz bandwidth

ceases to be available. For CW and RTTY reception the NAR position can be fitted with the optional 500 Hz filter (CFL232). In the FM mode (narrow band FM), BANDWIDTH and AGC switches do not function.

The NRD525 is extremely "user friendly" having an easy to use numeric keypad for frequency entry and memory selection. Whether you are entering a full shortwave frequency, Vatican Radio on 6185 kHz, or the three digits of Radio Czechoslovakia's long wave transmission on 272 kHz, entry is simple, key in the digits as read and press enter. A megahertz only frequency can also be easily entered into the NRD525, simply key in the required number, e.g. 6 and press the button marked MHz. Switch pads select mode and bandwidth whilst a large heavy knob makes fine tuning a pleasure. A quick tune up or down the band is easily achieved using the up/down switch pads conveniently located above the tuning knob.

Memory capacity is 200 channels. As well as frequency, each memory holds mode, bandwidth, AGC setting (slow, fast and off) and whether or not the attenuator (approx 20 dB) is on or off. Frequencies can be easily transferred from memory to VFO.

The NRD525 has both memory scan and frequency sweep. The receiver can be quickly programmed with the START and END memory channel numbers. Pressing the run button initiates memory channel scan. Operation of frequency sweep is similar, START and END frequencies being entered before commencing sweep. Two additional controls are provided for use in conjunction with scan/sweep. A P LEVEL control adjusts the level at which an input signal causes the receiver to pause and a SPEED control sets the rate of scan/sweep.

By pressing numeric keys, 0, 1, 2, 3, or 4 with the MEMO key depressed certain receiver functions can be changed by the user. Key 0 enables frequencies to remain the same in all modes, key 1 switches the last 10 Hz digit of the frequency readout on and off, key 2 switches the flashing colon on the clock display, key 3 switches certain beep tones on or off and when key 4 is pressed the input RF filters are bypassed or inserted in circuit.

The NRD525 will operate from either 100/120/220/240 volts AC (selectable on back panel) or 13.8 volts DC so making it suitable for use at home or when out portable.

Add to the above an audio tone control, a tunable BFO for enhanced CW operation, two rates of VFO tuning, an adjustable level noise blanker, a dimmer switch for the fluorescent display, the ability to connect a high or low impedance aerial and switch between the two, a mute jack socket for use with a separate transmitter and the result is the NRD525 from the JAPAN RADIO COMPANY, a first class receiver purpose built for the dedicated short wave listener.

AR2002 receiver



Frequency range of the AR2002 is from 25 to 550 and from 800 to 1300 MHz. Modes of operation are wide band FM, narrow band FM and AM. The receiver has 20 memories, memory scan and a search mode which checks frequencies between user designated limits.

The receiver has a push button keypad for easy frequency entry and operation.

A front panel knob allows the listener to quickly step up or down in either 5, 12.5 or 25 kHz steps from the frequency initially chosen.

The AR2002 has a front panel LED bar "S" meter.

There is a front panel 3.5 mm jack socket for headphone use.

A socket for the optional RS232 interface (RC PACK) is provided on the rear panel. The RC PACK consists of an 8 bit CPU with its own ROM and RAM and with your own computer acting as a dumb terminal many additional operating facilities become available. Of course, if you want to write your own programs using the RC PACK as an interface then "the sky's the limit".

airband receivers

R537S... a tunable airband receiver covering 118 to 136 MHz plus the facility for two crystal controlled channels (crystals not included).

R528... an airband receiver scanning four out of six crystal controlled channels (crystals not included). The R528 also has a manual channel selection switch.

R532... not needing crystals, the R532 is a synthesized receiver covering the airbands from 110 to 136 MHz and having 100 programmable memory channels (ten banks of ten). Operating on 12 volts DC, the R532 can be used either mobile or at home with the optional mains power supply. Add a nicad battery pack and carrying case and the R532 is also ideal for portable use.



LOWE ELECTRONICS LTD.

Chesterfield Road, Matlock, Derbyshire DE4 5LE

Telephone 0629 2817, 2430, 4057, 4995

Telex 377482 LOWLEC G

Name Postcode.....
 Address
 Tick your special interest ☐ Receivers ☐ VHF/UHF ☐ HF
 I enclose £1, please send me a copy of the Lowe Catalogue and current Price List.



- 1 TS940S HF transceiver.** Modes > USB, LSB, CW, FSK, FM, AM. Frequency range > transceive 160 to 10 metres, receive 150 kHz to 30 MHz. Power input > 250 watts PEP, AM 140 watts. Power supply > internal psu, 240 VAC. Features > 40 memories, 2 VFOs, provision for internal ATU, keyboard frequency entry, SSB IF slope tuning, CW variable band width, CW full break-in, IF notch filter, Audio filter, variable CW pitch, optional voice synthesizer etc.
- 2 TS930S HF transceiver.** Modes > USB, LSB, CW, FSK, AM. Frequency range > transceive 160 to 10 metres, receive 150 kHz to 30 MHz. Power input > 250 watts, AM 80 watts DC. Power supply > internal psu, 240 VAC. Features > 8 memories, 2 VFOs, optional internal ATU, CW full break-in, SSB IF slope tuning, CW variable band width, IF notch filter, audio filter etc.
- 3 TS440S HF transceiver.** Modes > USB, LSB, CW, FSK, FM, AM. Frequency range > transceive 160 to 10 metres, receive 100 kHz to 30 MHz. Power input > 200 watts PEP, AM 110 watts DC. Power requirement > 13.8 VDC, transmit 20 amps. Features > 100% duty cycle, optional internal ATU, CW full break-in, IF shift, notch filter, 100 memories, keyboard frequency entry, manual or automatic bandwidth selection optional voice synthesizer etc.
- 4 TS430S HF transceiver.** Modes > USB, LSB, CW, AM and optional FM. Frequency range > transceive 160 to 10 metres, receive 150 kHz to 30 MHz. Power input > SSB 250 watts PEP, CW 200 watts DC, FM 120 watts, AM 60 watts. Power requirement > 13.8 VDC, transmit 20 amps. Features > 8 memories, 2 VFOs, memory and programmable band scan, IF shift, notch filter etc.
- 5 TS830S HF transceiver.** Modes > USB, LSB, CW. Frequency range > 160 to 10 metres. Power input > 220 watts PEP, CW 180 watts DC.

- Power requirement > 240 VAC. Features > pair of 6146B valves in PA, variable band width tuning, notch filter, IF shift, RF speech processor etc.
- 6 TS830SP HF transceiver.** Modes > USB, LSB, CW. Frequency range > 160 to 10 metres. Power input > 220 watts PEP, CW 180 watts DC. Power requirement > 240 VAC. Features > pair of 6146B valves in PA, IF shift, notch filter etc.
- 7 SM220 station monitor.** Features > TX and RX waveform monitoring, trapezoid linearity check, two tone test generator, wide band oscilloscope, panoramic display (band scan) with optional VSB unit having 40 kHz/200 kHz sweep width. Versatile and invaluable station accessory.
- 8 TL922 HF linear amplifier.** Modes > SSB, CW, RTTY. Frequency range > 160 to 10 metres. Power input > SSB 2000 watts PEP, CW 1000 watts DC. Drive > 80 watts or more for full output. Power requirement > 240 VAC, 14 amps. Features > class AB2 grounded grid amplifier using a pair of EIMAC 3-500Z valves.
- 9 TS670 Quad band transceiver.** Modes > USB, LSB, CW, AM and optional FM. Frequency range > 40, 15, 10, 6 metres. Power output > USB, LSB, CW, FM 10 watts, AM 4 watts. Power requirement > 13.8 VDC, 4 amps. Features > 80 memories, 2 VFOs, keypad frequency selection, optional general coverage receive board etc.
- 10 TM201A two metre mobile.** Mode > FM. Frequency > 144 to 146 MHz. Power output > 25 watts. Power requirement > 13.8 VDC, 5.5 amps. Features > compact, 2 VFOs, 5 memories, priority alert, memory and programmable band scan, full repeater facilities, includes external speaker, mobile mount and up/down microphone.
- 11 TM411E seventy centimetre mobile transceiver.** Mode > FM. Frequency > 430 to 440 MHz. Power output > 25 watts. Power

- requirement > 13.8 VDC, 6.9 amps. Features > digital code squelch, tilting front panel, 2 VFOs, 5 memories, priority alert, memory and programmable band scan, full repeater facilities, includes external speaker, mobile mount and up/down microphone.
- 12 TM211E two metre version of TM411E mobile transceiver.**
- 13 TM2550E two metre mobile transceiver.** Mode > FM. Frequency range > 144 to 146 MHz. Power output > 45 watts. Power requirement > 13.8 VDC, 9.5 amps. Features > large display, illuminated keypad, optional digital channel link, high output power, optional voice synthesizer etc.
- 14 TH41E seventy centimetre handheld transceiver.** Mode > FM. Frequency range > 430 to 440 MHz. Power output > 1 watt or 150 mW. Power requirement > 7.2 VDC from supplied nicad pack. Features > compact, slim and lightweight, thumbwheel switch frequency selection, full repeater facilities etc.
- 15 TH21E Two metre version of TH41E.**
- 16 TR2600E two metre handheld transceiver.** Mode > FM. Frequency range > 144 to 146 MHz. Power output > 2.5 watts or 0.3 watts in low power position. Power requirement > 8.4 VDC from supplied nicad pack. Features > compact and lightweight, 10 memories, memory scan, programmable band scan, keyboard frequency selection, digital code squelch, full repeater facilities etc.
- 17 TR2600E Seventy centimetre version of TR2600E.** Note, does not include nicad or mains charger.
- 18 TS711E two metre base station transceiver.** Modes > USB, LSB, CW, FM. Frequency range > 144 to 146 MHz. Power output > 25 watts. Power requirement > internal



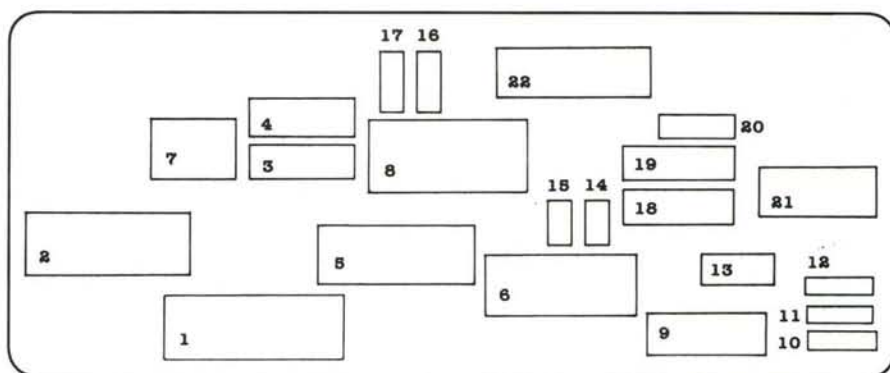
power supply 240 VAC or 13.8 VDC at 6.5 amps. Features 10 Hz step dual VFOs, IF shift, auto mode selection, 40 memories retaining frequency, mode, simplex or repeater shift, tone burst. Programmable band scan, memory scan, free running or stepping VFO, digital code squelch etc.

19 TS811E seventy centimetre version of TS711E.

20 TR751E two metre mobile/base station transceiver. Modes USB, LSB, CW, FM. Frequency range 144 to 146 MHz. Power output 25 watts. Power requirement 13.8 VDC at 6 amps. Features auto mode selection according to band plan, excellent receive performance, 2 VFOs, 12.5 kHz steps on FM, alert channel, all mode squelch, memory frequencies can be transferred to VFO, optional digital channel link, optional voice synthesizer, full repeater facilities etc.

21 TS780 dual band base station transceiver. Modes USB, LSB, CW, FM. Frequency range 144 to 146 and 430 to 440 MHz. Power output 10 watts. Power requirement 240 VAC or 13.8 VDC at 5 amps. Features full coverage of two metres and seventy centimetres in one transceiver, 10 memory channels, 2 VFOs, memory scan, band scan, IF shift, full repeater facilities, VOX operation, free running or click stop VFO etc.

22 R2000 general coverage receiver. Modes USB, LSB, CW, FM, AM. Frequency range 150 kHz to 30 MHz. Power requirement 240 VAC or 13.8 VDC. Features optional internal VHF converter covering from 118 to 174 MHz, 10 memories storing frequency, band and mode. Memory scan, programmable band scan, all mode squelch, tone control, slow or fast AGC, high and low impedance aerial terminals, remote switching from internal clock (tape recorder), receiver muting etc.



the TRIO range

from

LOWE ELECTRONICS LTD.

Chesterfield Road, Matlock, Derbyshire DE4 5LE
Telephone 0629 2817, 2430, 4057, 4995
Telex 377482 LOWLEC G

DAIWA meters

CN410M ... Frequency range 3.5 to 150 MHz, forward power switchable 15/150 Watts, reflected 5/50 Watts, SO239 connectors.

CN460M ... Frequency range 140 to 450 MHz, forward power switchable 15/150 Watts, reflected 5/50 Watts, SO239 connectors.

NS448 with remote head ... Frequency range 900 to 1300 MHz, forward power switchable 5/20 Watts, reflected 1.6/6.6 Watts, N type connectors.

NS660P ... switchable meter reading (average, normal PEP and hold PEP) and provision for optional remote head (U66V), frequency range 1.8 to 150 MHz, forward power switchable 15/150/1500 Watts, SO239 connectors.

U66V ... remote head, frequency range 140/525 MHz, max 300 Watts, N type connectors.

SC20 ... extension cable for U66V, approx 20 metres long.



HOKUSHIN aerials

Base station aerials

HF5 ... 80 to 10 metre vertical, no radials are required when it is mounted at ground level.

HF5R ... Radial kit for use with the HF5 when it is mounted on a chimney or gable end.

GPV5 ... Two metre base station colinear, 6.5 dB gain, 3.1 metres high.

GPV23 ... as above but a 3 section version, 7.8 dB gain, 4.45 metres high.

GPV7 ... Seventy centimetre 5/8 over 5/8 over 5/8 base station colinear, 6.8 dB gain.

GPV720 ... Dual band (144/430 MHz) base station aerial.

Mobile aerials

2E ... Two metre 5/8 whip, 3.4 dB gain, foldover base.

2NE ... Two metre 7/8 whip, 4.5 dB gain, foldover base.

OSCAR430 ... Seventy centimetre 5/8 over 5/8 over 5/8 whip, 6.3 dB gain.

OSCAR720 ... Dual band (144/430 MHz) whip.

HS770 ... 144/430 MHz diplexer for use with OSCAR720.

GSS ... Gutter mount (requires RG4M cable assembly).

RG4M ... Cable assembly for GSS base, complete with SO239 and PL259 plug.

12B ... Car wing mount with SO239 top and bottom.

HSTMB ... Car boot mount including cable and PL259.

MA200S ... High quality mag mount with cable and strong protective cover to prevent paintwork damage.

LOWE SHOPS.

In Glasgow,
the shop manager is Sim, GM3SAN,
the address, 4/5 Queen Margaret Road,
off Queen Margaret Drive, Glasgow,
telephone 041-945 2626.

In the North East,
the shop manager is Hank, G3ASM,
the address, 56 North Road, Darlington,
telephone 0325 486121.

In Cambridge,
the shop manager is Tony, G4NBS,
the address, 162 High Street, Chesterton, Cambridge,
telephone 0223 311230.

In Cardiff,
the shop manager is Carl, GWOCAB,
the address, c/o South Wales Carpets, Clifton Street, Cardiff,
telephone 0222 464154.

In London,
the shop manager is Andy, G4DHQ,
the address, 223/225 Field End Road, Eastcote, Middlesex,
telephone 01-429 3256.

In Bournemouth,
the shop manager is Colin, G3XAS,
the address, 27 Gillam Road, Northbourne, Bournemouth,
telephone 0202 577760.

Although not a shop, there is on the South Coast a source of good advice and equipment, John, G3JYG. His address is Abbotsley, 14 Grovelands Road, Hailsham, East Sussex. An evening or weekend call will you put in touch with him. His telephone number 0323 848077.

Lowe Electronic Shops are open from 9.00 am to 5.30 pm, Tuesday to Friday and from 9.00 am to 5.00 pm on Saturday. Shop lunch hours vary and are timed to suit local needs. For exact details please telephone the shop manager.

data equipment

CD600 ... RTTY, CW, ASCII, TOR, AMTOR decoder, output for UHF television, monitor and printer, can also be used as morse tutor.

CD670 ... A higher specification RTTY, CW, ASCII, TOR and AMTOR decoder complete with liquid crystal dot matrix display, variable RTTY shift, normal/reverse mode switch, outputs for TV, monitor and printer and can also be used as morse tutor.

CD660 ... Similar in specification to the CD670 but without the built-in dot matrix display.



LOWE ELECTRONICS LTD.

Chesterfield Road, Matlock, Derbyshire DE4 5LE

Telephone 0629 2817, 2430, 4057, 4995

Telex 377482 LOWLEC G

Planning Difficulties— An Alternative Approach

Five Sussex radio societies have come together in a unique joint venture with seven local planning authorities in an attempt to produce an advisory service which will benefit amateurs and the local community. Robin Bellerby G3ZYE describes how this all came about, and how the venture has progressed so far.

In 1981/82, Adur District Council Planning Committee expressed great concern at the large number of unsightly "amateur" antennas which were springing up within the area, and instructed the Planning Officer to prepare a planning policy document with respect to such antennas. A number of local amateurs made submissions and the planning staff contacted RSGB Headquarters for technical information.

After a short space of time, Adur produced a Planning Policy Document which was most unfavourable to the requirements of radio amateurs, being aimed at the minimum requirements of a CB operator.

When in 1984, Hove Borough Council announced that they were to carry out a similar exercise, the local amateur movement responded in a well-coordinated manner.

Hove

RSGB Headquarters offered help and advice, including the offer of a visit to the local authority, but the Planning Officer felt that he had not left himself sufficient time for detailed input—the matter had been under consideration for several months before we became aware of it—and so we had to respond as best we could.

Representatives of four local societies—Brighton and District Amateur Radio Society, the Lewes and District Radio Amateur Club, The Worthing and District Amateur Radio Club and Sussex RAYNET—met informally and decided to seek a meeting with the Hove Planning Officer. The meeting was held in Hove Town Hall, and from the meeting two very interesting points emerged:

1. Neither the Planning Officer nor any member of his staff possessed more than the most rudimentary knowledge of amateur radio or antenna design and function.
2. The council was being subjected to a well-organised lobby by local CB organisations, particularly the socially responsible ones which pro-

vide CB for the disabled, etc. In terms of numbers alone, amateur radio could not attempt to match this at local level—the Planning Officer was reluctant to involve the RSGB in what he saw as a local matter.

The Planning Committee met, considered the revised notes and proposals submitted by the Borough Planning Officer as a result of the consultations, and accepted them as council policy. The important parts as far as local amateurs were concerned were:

"National legislation . . . clearly differentiates between Amateur Radio and CB users. The former operators have to pass a City and Guilds examination to qualify for a licence."

"In considering guidelines, the Committee may wish to bear in mind the difference between the needs of the Amateur and the CB enthusiast. As a generality the Amateur is likely to be

more skilled, take a longer term view of his equipment and be more keen on its maintenance. If he moves house he is likely to take the aerials with him. CB enthusiasts can have a short-lived fascination with the hobby, especially those in the younger age bracket; this can lead to a proliferation of unused aerials. The Amateur radio operator is also a potential member of the semi-official RAYNET organisation which has close links with War and Peacetime Emergency schemes . . . the likelihood of a more dedicated commitment to the hobby by the Amateur . . ."

"The Amateur Radio enthusiasts have suggested that it would be helpful to the Council if an ad-hoc Committee of experts were to be available to give advice on the size and siting of amateur radio aerials. This Committee may be able to suggest less obtrusive but technically sound ways of siting aerials. The Amateur Radio operator could seek the advice of this Committee before submitting a planning application or our Committee could refer problem applications to it. The Amateurs have made it clear that they make this suggestion to be helpful and in no way seek to usurp your powers . . . I believe that the suggestion should be welcomed . . ."

The outcome was almost more than we had dared to anticipate—a new planning policy, clearly giving preferential treatment to radio amateurs was adopted; the day after the meeting we were asked to form our Committee; within a week the first two cases were referred to us! Nevertheless, we appreciated that matters need not have progressed so smoothly, and resolved that, should similar events occur again, we would ask the RSGB to take the lead, providing local views and input were sought.

The invitation to form the Committee was made personally to the writer, who decided that the best way to proceed was to ask each society involved to decide whether or not they wished to go further, and if so to nominate two or three Committee members. All the societies concerned moved with remarkable speed, and the Committee was formed.

The first two applications were considered alongside discussion on a draft constitution for the Committee, and reports were submitted by the Hove deadline. The draft constitution was discussed with the RSGB Membership

WITCH OF THE YEAR

Mrs Milinda Jones, of Exeter, complained to the city planning council that two houses it was proposing to build next to hers would



interfere with her flight-path to Dartmoor, her coven's place of assignation. Planning permission was refused.

Reproduced with permission from The Sunday Express Magazine, 16 December 1984.

Services department and their suggestions incorporated into the final document, which was eventually ratified by all the member societies.

The Current Position

Seven Local Authorities are now serviced by an advisory committee representing five local radio clubs, the Chichester and District society being accepted into membership on 18 May 1985. The Authorities involved are Chichester; Arun (Littlehampton); Worthing; Adur (Shoreham-by-Sea); Hove; Brighton and Lewes.

In many ways we feel that our work is just beginning. The planning committees and their officers have accepted that our primary role is to advise them on the technical merits of any application, and it became apparent to us at an early stage that if we were to attempt to push the amateur's case regardless of circumstances these bodies would not be interested—indeed, they as good as said so. We therefore see ourselves as being quite different from the excellent service provided by the Membership Services department and Planning Panel of the RSGB, since:

1. We will deal with any case concerning an amateur installation, not insisting that the amateur be a member of the RSGB (although we point out all the real benefits of RSGB membership in terms of practical help and advice, and have been responsible for a number of amateurs joining the Society).
2. Our advice might, on occasions, indicate the rejection of an application, and we make this very clear to all amateurs. This aspect of our

service caused the most heartsearching amongst local clubs.

3. All our services are free of charge to the amateur and the planning authority.

4. Because the Committee is recognised by the authorities, it is felt that if we recommend the granting of permission in a particular case, and the planning committee concerned disregards our advice, the amateur has ammunition for use at appeal.

At all stages during our formation we were aware of the potential dangers and pitfalls, and took care to consult with all amateurs in the area, inviting input from the RSGB and its Planning Panel. The possible conflict between an amateur and the Committee was appreciated and accepted—we might, for example, find a particular application unreasonable for a whole variety of reasons, and then find the amateur, represented by the RSGB, fighting an appeal. We felt that the potential goodwill that we stood to gain justified the risks, although we have always said that should events make us change our minds we would revise our activities—it is up to each of the clubs in the scheme to decide to withdraw, at any time, should they feel the need to do so.

We have available to us considerable expertise: legal advice, DTI technical help, civil and mechanical engineers, etc., but so far we have found that what has been needed had been a "plain language" version of what is required by the applicant, an explanation by us of why the particular installation is needed, and the benefits to all concerned of a properly designed and engineered system.

So far we have not encountered problems, and long may this continue.

Our "score" as at August 1986 is seventeen reports submitted; fifteen approved applications; one rejection, now subject to appeal; and one continuing discussion attempting to find a compromise, so we feel that we must be doing something right.

Our Role

We have not held ourselves out to be an officially-sanctioned RSGB committee or group, although we are all RSGB members, and we see our role as complementing the services of the RSGB and its Planning Panel. We do not see ourselves as a policy-making body, but as an advisory group, and as such believe that in this area we have met an existing need.

As a direct result of this close, often quite informal and off-the-record discussions which we have had with the planners, we feel confident that the local knowledge gained will enable us to predict with a high degree of accuracy the likely response of the planning staff to any particular application. If only we could predict the response of the elected councillors who make the actual decisions—but then, not even the most experienced planning officer can do that!

We understand that the RSGB is not entirely happy about our operations, as it is felt that there is great potential danger in groups such as ours. We also understand that the RSGB is to consider setting up local groups to advise the amateur on how to fill in forms and submit applications.

We do accept that direct liaison with planning officers could be dangerous if badly handled, but in the light of our track record we shall continue as we are. **PW**

NEWS

ARMS

The Amateur Radio Maintenance Service is a service that allows amateur radio enthusiasts to protect themselves against incurring heavy costs through expensive faults developing with their equipment.

For an annual fee based on a small percentage of the new retail price of the equipment ARMS will refund the repair bill, including parts, labour and carriage from approved service agents throughout the country.

The man behind the scheme is Bernard Whitty G3HWX and you can write to him at **ARMS, FREEPOST, Ormskirk, Lancs L39 3AB.**



Rathlin Island

Members of the Ballymena ARC went to Rathlin Island back in August with a special event station GB2MRI. They were commemorating the work done by Marconi on the

island for Lloyds of London in 1898.

The photograph was taken by G14POV and shows G14CRL, G14POV, G14HCN, G14VJC, G11RBN, G14KLH, G14SFZ, G14KIS, G14KUM, G14VJZ, G14TOR, G14DCC and G11FWK.

Can You Help?

Two requests from Basil Spencer, he would like to hear from anyone using a Sinclair QL for amateur radio purposes; and would like to obtain the manual or circuit diagram for a Racal Instruments 9386 oscilloscope.

If you can help, please contact **Basil, c/o Steve Wilson, Saudi Arabia Office, Racal Tacticom, PO Box 112, 472 Basingstoke Road, Reading, Berks RG2 0QF.**

They're Back!

We're pleased to announce that PW Program Cassette 5 is back in stock. Price £3 plus 75p p&p (inc. VAT).

SITUATED AT SOUTHERN END OF M23 — EASY ACCESS TO M25 AND SOUTH LONDON

HF RECEIVERS		
Icom	ICR71	825.00 (—)
Trio	R2000	565.00 (—)
Trio	VC10 V.H.F. Converter	151.48 (2.00)
Yaesu	FRG8800	639.00 (—)
Yaesu	FRV8800 V.H.F. Converter	100.00 (2.00)

HF TRANSCEIVERS		
Trio	TS940S	1895.00 (—)
Trio	TS930S	1595.00 (—)
Trio	TS440S	998.00 (—)
Trio	TS430S	867.00 (—)
Trio	TS830S	861.00 (—)
Trio	TS530SP	849.00 (—)
Yaesu	FT980	1750.00 (—)
Yaesu	FT757GX	969.00 (—)
Icom	IC745	799.00 (—)
Icom	IC735	949.00 (—)

V.H.F. SCANNING RECEIVERS		
Icom	ICR7000	975.00 (—)
Yaesu	FRG9600	525.00 (—)
A.O.R.	AR2002	457.30 (—)
Signal	R532 "Airband"	224.00 (—)

V.H.F. HANDHELD RECEIVERS		
F.D.K.	ATC720 "Airband"	189.00 (2.50)
F.D.K.	RX40 141-179 Mhz F.M.	159.00 (2.00)
Signal	R537S "Airband"	69.51 (2.00)

ANTENNA TUNER UNITS		
Yaesu	FRT7700 Short wave listening	59.00 (2.00)
Yaesu	FC75AT	349.00 (—)
Trio	AT230	185.98 (2.50)
Trio	AT250 auto	342.00 (—)
Daiwa	CNW518 High power	258.00 (—)

2.M. TRANSCEIVERS		
Trio	TH21E Handheld	199.00 (—)
Trio	TR2600E Handheld	328.00 (—)
Trio	TM201A 25w F.M. mobile	322.00 (—)
Trio	TR751E 25w multimode	580.00 (—)
Trio	TS711E base station	839.00 (—)
Yaesu	FT290R Portable multimode	379.00 (—)
Yaesu	FT203R + FNB3 Handheld	255.00 (—)
Yaesu	FT209RH + FNB3 Handheld	309.00 (—)
Yaesu	FT270RH 45w F.M. mobile	469.00 (—)
Yaesu	FT290R II	429.00 (—)
Yaesu	FT726R base station (70cm optional)	999.00 (—)
Icom	IC2E Handheld	225.00 (—)
Icom	IC02E Handheld	299.00 (—)
Icom	IC27E 25w mobile	399.00 (—)
Icom	IC271E base station	835.00 (—)
Icom	IC3200E 2M/70cm F.M. mobile	556.00 (—)

70cm TRANSCEIVERS		
Trio	TH41E Handheld	240.00 (—)
Trio	TR3600E Handheld	353.00 (—)
Trio	TM401A 12w mobile	392.00 (—)
Trio	TS811E base station	998.00 (—)
Yaesu	FT703R + FNB3 Handheld	289.00 (—)
Yaesu	FT709R + FNB3 Handheld	319.00 (—)
Yaesu	70cm module for FT726R	349.00 (—)
Icom	IC4E Handheld	285.00 (—)
Icom	IC04E Handheld	299.00 (—)
Icom	IC471E base station	927.00 (—)

OTHER BANDS		
Yaesu	FT690R 6M portable	399.00 (—)
Yaesu	6M module for FT726R	249.00 (—)
Yaesu	21/24/28 H.F. module for FT726R	269.00 (—)
Icom	IC1271E 1.2 GHz	1140.00 (—)

STATION ACCESSORIES		
Drae	V.H.F. wavemeter	27.50 (1.50)
A.K.D.	V.H.F. wavemeter	24.95 (1.50)
Yaesu	FF501DX low pass filter 30MHz 1kW	37.50 (2.00)
Trio	LF30A low pass filter 30MHz 1kW	30.18 (2.00)
Adonis	AM303G desk mic with pre-amp	53.00 (2.00)
Adonis	AM503G desk mic with compression	69.00 (2.00)
S.M.C.	Polar-phaser II	49.00 (2.50)

ANTENNA SWITCHES		
Welz	CH20N 1300MHz N skts.	49.00 (1.50)
Welz	CH20A 900MHz SO239 skts.	29.95 (1.50)
SA	450N 2way diecast 500MHz N skts.	23.75 (1.00)
SA	450N as above but SO239 skts.	17.50 (1.00)
Drae	3way N skts.	19.90 (1.00)
Drae	3way SO239 skts.	15.40 (1.00)
CS 4	4way B.N.C. skts. 1500MHz	30.39 (2.00)

ANTENNA BITS		
Hi-Q	Balun 1:1 5kW P.E.P.	11.95 (1.00)
Ralcom	Balun 4:1 1kW	11.20 (1.00)
Ralcom	7.1MHz Epoxy Traps (pair)	9.95 (1.50)
Self	Amalgamating Tape 10M x 25mm	3.95 (0.75)
Self	7-piece polyprop Dipole centre	1.60 (0.25)
Small	ceramic egg insulators	0.50 (0.15)
Large	ceramic egg insulators	0.75 (0.15)

CABLES ETC.		
URM67	low loss coax 50 ohm	per metre 0.75 (0.25)
UR76	50 ohm coax dia. 5mm	per metre 0.30 (0.10)
UR70	70 ohm coax	per metre 0.35 (0.10)
UR95	50 ohm coax dia. 2.3mm	per metre 0.40 (0.10)
4mm	Polyester Guy Rope (400kg)	per metre 0.20 (0.10)
50mtrs.	16 swg hard drawn copper wire	6.90 (1.50)

GOODS NORMALLY DESPATCHED WITHIN 24 HRS.
— PRICES CORRECT AT TIME OF GOING TO PRESS
— E&OE



MAIL ORDER
AND RETAIL

BREDHURST ELECTRONICS LTD HIGH ST, HANDCROSS, W. SX. RH17 6BW (0444) 400786

ECWforKITSfor XMAS

- * **K2622 — AM/FM radio pre-amp.** 20dB gain 10 to 150 MHz bandwidth. Gives greatly improved reception performance for VHF, FM or AM radio **8.84 per kit**
- * **K2554 — FM Tuner.** Includes varicap tuning circuit, adjustable mute, AFC, AGC and outputs for tuning meter and digital frequency display. 12V d.c. supply required **25.25 per kit**
- * **K2553 — Stereo Decoder.** Used with K2554 FM Tuner provides high quality stereo FM reception. Includes 19KHz filter **13.55 per kit**
- * **K1771 — Miniature FM Transmitter.** Ideal for local wireless transmission such as babyphones. Mic and other inputs accepted. 100 105 MHz, 50mW output **6.80 per kit**
- * **K2637 — Miniature Amp.** Complete unit with pre- & power stages. 4 to 15V d.c. supply. Measures just 42x32x27mm 2.5W output **8.59 per kit**

ECWforKITS

For your order please make cheques payable to **Prices include VAT & Postage**
ELECTRONIC & COMPUTER WORKSHOP LTD
171 Broomfield Road Chelmsford Essex CM1 1RY Telephone (0245) 262149

AMATEUR ELECTRONICS UK

**G6XBB
G1RAS
G8UUS**

R.A.S. (Nottingham)
Radio Amateur Supplies
Tel: 0602 280267

Visit your Local Emporium
Large selection of New/Used Equipment on Show

AGENTS FOR:

F.D.K.
AZDEN
ICOM
YAESU
ALINCO
KEMPRO

ACCESSORIES:

Welz Range
Microwave Modules
Adonis Mics
Mutek Pre-Amps
Bareco Mast Supports
DRAE Products
BNOS Linears & P.S.U.'s

AGENTS FOR CELLNET AND VODAFONE RADIOS
AERIALS, Tonna, Halbar, New Diamond Range of Mobile Whips, Jaybeam
BRING YOUR S/H EQUIPMENT IN FOR SALE
JUST GIVE US A RING
Monday: CLOSED Tuesday-Saturday: 10.00am to 5.00pm

3 Farndon Green, Wollaton Park, Nottingham NG8 1OU
Off Ring Rd., between A52 (Derby Road) & A609 (Ilkeston Road)

now, better than ever, the NEW TRIO TR751E

2 metre multimode!



£580.70 inc. VAT, Carriage £7.00

LOWE ELECTRONICS LIMITED Chesterfield Road, Matlock, Derbyshire DE4 6LE Telephone 0629 2817, 2430, 4057, 4995

R. WITHERS COMMUNICATIONS LTD



Manufacturers, importers and suppliers of world famous communications products
584 HAGLEY ROAD WEST OLDBURY, WARLEY, BIRMINGHAM B68 0BS
 021-421 8201/2/3. CELLNET 0860 323056. PRESTEL MBX 214218216 FAX 0215614074
 Amateur Radio. Business Radio. Radio Telephones. Sales. Service Accessories and antenna systems.




YAESU



**THE TECHNICALLY ORIENTATED
 RADIO COMMUNICATIONS
 SPECIALISTS.**

Please add £2.50 p&p for accessories, £5 for transceivers,
 Send £1.00 for Raycom catalogue (refundable) or send
 a large S.A.E. for latest used list and information.



**THE MODERN
 CONVENIENT WAY
 TO PURCHASE**

★ **TOP TWENTY** ★

The following RWC Best-Sellers are normally Ex-stock at our Hagley Road Branch, and are offered to privileged customers (subject to status) at these special rates. The RWC Card is available for most adult current bank account and creditcard holders. Your credit limit is 24 times your monthly payment. A 10% deposit is required on initial **Instant Credit** Purchases but existing RWC Creditcard holders need not pay a deposit. Once a RWC Cardholder you will be entitled to access the RWC **CARDHOLDERS SPECIAL BARGAIN LIST. Please note that all Cash prices are less than current list and in many cases are the lowest prices in the UK.**

(Prices correct at time of going to press. E&OE).

**APPLY FOR YOUR CARD NOW. ** INSTANT CREDIT UP TO £1000.00
 AVAILABLE TO LICENSED AMATEURS AND ENTHUSIASTS. APR 32.9%**

YAESU MULTIMODE + HANDHELDS

- 3 YAESU FT290R MULTIMODE
- 9 FT203R + FNB3 2MTR SUPER HANDHELD
- 4 FT209RH + FNB4 2MTR 5 Watts H/H
- 16 ALINCO ALM203E H/H C/W 30W AMP
- 19 FT709R + FNB3 70CMS KEYBOARD H/H

CASH PRICE	P/MONTH
£369.00	£14.00
£255.00	£10.00
£315.00	£12.00
£239.00	£9.00
£319.00	£12.00

YAESU AND ICOM MOBILES + DUAL BANDERS

- 7 FT2700R 25W 2+70CMS MOBILE
- 13 IC3200E 25W 2+70CMS MOBILE
- 20 IC290D 25W 2MTR MULTIMODE
- 2 NEW IC28E 25W FM MOBILE (RWC mod)
- 12 FT726 ALL MODE MULTI BAND V-UHF
- 17 IC271H 2MTR MULTIMODE 100 WATTS

£399.00	£15.00
£499.00	£20.00
£539.00	£21.00
£349.00	£14.00
£999.00	£42.00
£989.00	£38.00

YAESU AND ICOM HF MOBILE/FIXED

- 5 IC735 ALL BAND 100W SUPER-RIG
- 6 FT757GX ALL BAND (C/W RWC mod)
- 15 IC745E ALL BAND HF TRANSCEIVER

£925.00	£34.00
£949.00	£33.00
£915.00	£37.00

RECEIVERS

- 11 FRG8800 ALL MODEL ALL BAND RX
- 1 FRG9600 MK2-RWC SCANNING V-UHF
- 14 ICOM ICR71 ALL MODE HF SUPER RX
- 10 ICOM ICR7000 25-1300MHz SCANNING RX
- 18 BEARCAT NEW 100XL H/HELD SCANNER
- 8 BEARCAT DX1000 SW 10-30MHz ALL MODE

£625.00	£22.00
£499.00	£18.00
£799.00	£30.00
£925.00	£35.00
£219.00	£9.00
£329.00	£13.00

**CALL US NOW
 FOR BEST PRICES
 AND SUPER DEALS**

THIS IS JUST A SMALL SELECTION OF THE STOCK WE HAVE AVAILABLE. AT RWC YOU WILL GET THAT BETTER DEAL. WE ALSO HAVE THE BEST UPDATED WEEKLY USED LIST FULL OF BARGAINS ALL OF WHICH CARRY OUR FAMOUS THREE MONTH WARRANTY. Plus our VERY SPECIAL package Deals!

Please call us by telephone for a free brochure, Creditcard application leaflet or any other information. You may also order any of the above goods by AMERICAN EXPRESS, VISA, ACCESS, Diners Club on our 24hr answerphone. RWC Ltd are licensed Credit Brokers. Full written details on request.

OR POP INTO OUR HAGLEY RD. SHOP FOR A NO-OBLIGATION DEMONSTRATION OF ANY OF THE ABOVE PRODUCTS. PLUS THE THOUSANDS OF OTHER LINES IN STOCK ... (Junc. 3 M5.)

DON'T FORGET!!! CHRISTMAS IS JUST AROUND THE CORNER, AND PRICES COULD GO UP AGAIN.


Tel: 021 421 8201 (24hr answerphone)

Telex: 334303 G TXAGWM



The Howes HC220 Transverter

A Review by C. L. Turner G3VTT



Many of the older Class A licensees will no doubt remember just how they got into h.f. amateur radio. For many, the first year was spent on the l.f. bands working with c.w. only, as required in the Licence terms. Before that the terrors of the RAE and Morse tests were no doubt preceded by a spell of intensive short wave listening.

It was during this period of short wave listening that many operators learnt all about h.f. radio, operating procedures and Morse Code.

The advent of the v.h.f. only "B" Class Licence coupled with the influx of operators from the 27MHz Citizen Band have meant that many novices start life in amateur radio with a 144MHz multi-mode transceiver.

When interest is kindled in the lower frequencies the 144MHz operator will have either to purchase a complete h.f. receiver or transceiver, or if funds are limited, revert to building equipment for one or more l.f. or h.f. bands. To a novice, and possibly to some of the older operators who may not have any constructional experience, to construct equipment from scratch would appear a daunting task. Howes Kits have now introduced a kit to cater for the Class "B" operator who wishes to try low power on 14MHz (20m) using his main station v.h.f. multi-mode.

The HC220

This exciting new kit from C. M. Howes converts on both transmit and receive, hence the name "transverter". It transposes the 144MHz s.s.b. or c.w. signal to a corresponding frequency in the 14MHz (20m) band.

Great care has been taken to ensure reliability and the output power is limited to 10 watts using a well tried transistor power amplifier stage developed by C. M. Howes. Ten watts can be obtained with 13.8 volts supply and the power is delivered into 50Ω. The drive required on the 144MHz band is between 0.5 watts and 5 watts with the drive level being adjusted internally by a small trimmer capacitor. This is used

to allow the HC220 to work with any multi-mode transceiver, the capacitor being adjusted to give just the required amount of r.f. into the transverter consistent with clean output.

On the receive path a ten-element bandpass filter is used, which requires no alignment, to give a clean input to a balanced j.f.e.t. mixer using two 2N3819 devices. This form of balanced mixer offers low noise and good dynamic range. The local oscillator chain uses a 32.5MHz crystal and a frequency quadrupler to drive the receive mixer at a local oscillator frequency of 130MHz. The same frequency is also used on the transmit path where it is mixed in a simple j.f.e.t. mixer with the 144MHz signal to give 14MHz output.

Let's take a closer look at the HC220 transverter block diagram (Fig. 1). Considering our receive path first, a 14MHz signal will enter the HC220 via a low pass filter consisting of a five-element pi network and then be fed via a transmit/receive relay to the 14MHz ten-element high pass filter. From here the signal is mixed in a balanced j.f.e.t. mixer to give an i.f. of 144MHz by the action of the mixer and the 130MHz local oscillator. The received signal, now at 144MHz, is fed via a further band pass tuned circuit and transmit/receive relay to the input of the multi-mode transceiver.

On transmit the r.f. input at 144MHz, be it s.s.b. or c.w., is fed via a dummy load and series capacitor combination to the transmitter mixer, which utilises a j.f.e.t. mixer, and is mixed down to 14MHz by the action of this f.e.t. and the 130MHz local oscillator. A further bandpass filter ensures that only 14MHz is selected for amplification in the driver power amplifier chain which consists of three push-pull amplifiers using bipolar devices. Finally our transmitter signal is fed via the transmit/receive change over relay and the low pass filter to the antenna.

The local oscillator's 32.5MHz crystal controlled output is fed directly to a quadrupler circuit and then to a 130MHz band pass filter, again a bandpass filter is used ensuring selection of the correct signal. The signal at 130MHz is fed directly to the receiver mixer but for transmit path it is fed via a further buffer amplifier and band-pass circuit. It can be appreciated that Howes have taken every possible precaution to ensure clean output signals by the inclusion of these bandpass filter circuits.

As three relays are used in the HC220, for the change over of input and output connections on receive and transmit and for 13.5 volt switching, a method is required to give automatic operation. Some of the signal at 144MHz is sensed by a detector diode and then rectified to give a d.c. potential which is then amplified in a d.c. amplifier circuit and used to operate the three relays through a transistor switch. If normal p.t.t. (push-to-talk), operation is required the microphone p.t.t. line can be used to switch the relay driver transistors.

The Kit

The kit itself comprises a printed circuit board measuring some 107 x 148mm using high quality glass fibre p.c.b. Both sides of the board are "masked", i.e. both sides show the layout of components, which aids the constructor in placing the correct resistor, capacitor or transistor into the right holes in the board.

Like all Howes kits the instructions are clear, concise and are full of useful constructional tips. To give one or two examples, coil winding could appear

WRM717

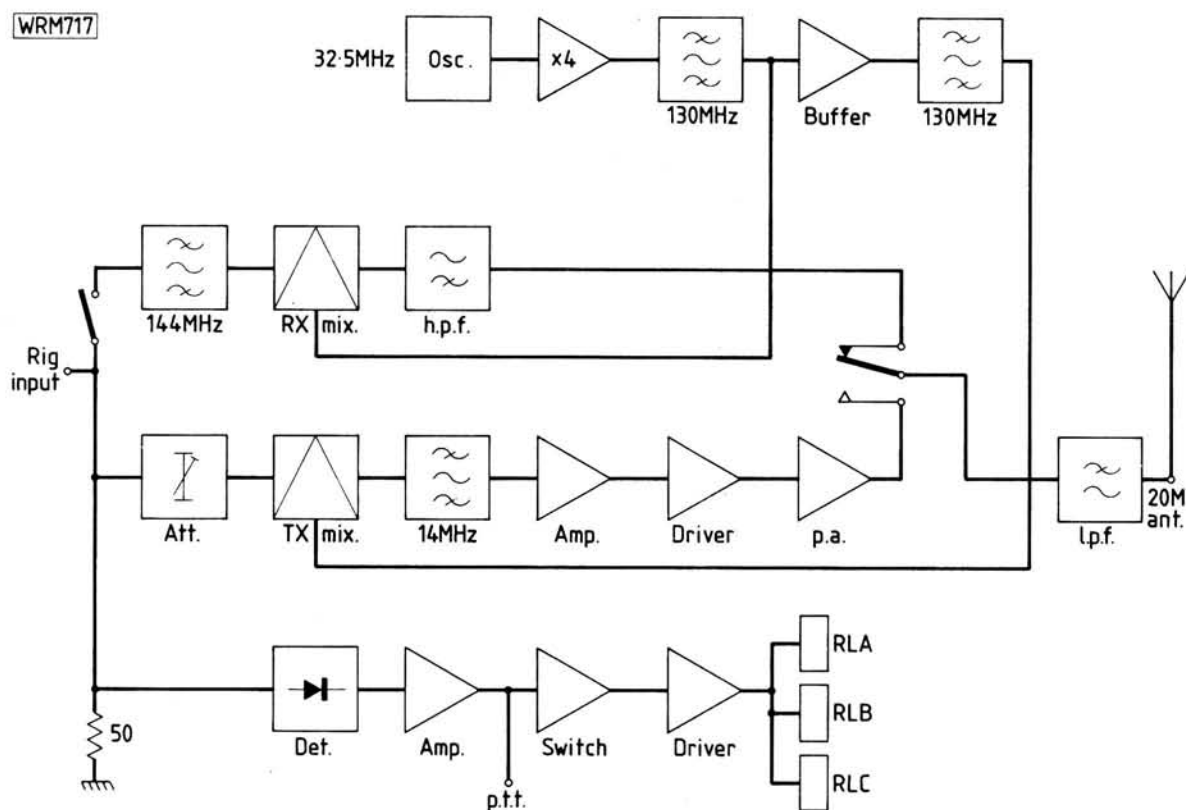


Fig. 1

daunting so Howes give full instructions and even mark the p.c.b. with the correct colour for whichever wires should enter a circuit board hole from a bifilar transformer. The fitting of the 32.5MHz crystal, possibly a fragile device, is well catered for within the instructions as are the fitting of the power amplifier transistors with the aid of clear diagrams. It is strongly recommended that the would-be constructor follows the advice given in the instruction with at least one read-through before starting the construction. There should be no trouble encountered at all with this kit provided the clear instructions are followed.

As with all Howes kits the components are of excellent quality, full details are supplied to ensure every device or component is identified.

Once the main p.c.b. is constructed and tested a cabinet must be found to house the unit. The author has always used Eddystone die cast boxes, or aluminium die cast boxes of similar construction, for all r.f. oriented projects. Both screening and stability must be taken into account and the die cast box is ideal for both of these constructional and design criteria. Of course, many constructors have their own favourite range of boxes to match other projects in the shack.

Howes give details in the construction and operating hints on using an aluminium die cast box and on how to prevent coil vibration under mobile conditions. A further point would appear to be with the p.a. transistor heat

sinks and once again a die cast box will allow excellent heat dissipation if the heat sink supplied with the kit is securely fitted to the die cast box. Once the module is fitted into a box and aligned we can think about operation on 14MHz.

Operation

With the aid of another local amateur and his FT-290R, the HC220 was tried out over a period of two weeks. The antenna used was a 41m doublet fed with open wire feeder via a "trans-match" from the *ARRL Handbook* and a 4:1 balun to allow for the high feed impedance. Results, bearing in mind the poor 14MHz band conditions at the time were good. The major European countries were worked with ease during the daylight hours with excellent reports received on both s.s.b. and c.w. from HA8, YU6 and UA3.

The best DX was without a doubt W9ZVY in Wisconsin, who was worked at 1635 one day and gave us the report of 559. Considering the state of the band at the time and our low power of ten watts the report was most pleasing. At 1320Z a few days later a UL7 was worked giving us a report of 579, once again a most pleasing result from the other side of the Ural mountains. Reports of both audio quality on s.s.b. and the keyed waveform quality were good. There are however one or two points noted about the operation of this transverter which may be of interest to readers. First, on receive it

was noted that the stronger stations tended to overload the FT-290R and this point was discussed with Howes Kits. It soon became obvious that the FT-290R being used for the trials had a muTek front-end and therefore exhibited a considerable amount of gain at 144MHz. Howes Kits informed us that the receive mixer output coil (L13), should be moved away from L12 so reducing the coupling and therefore the level of 144MHz i.f. signal into the FT-290R. The second point was one of operator convenience which concerned switching from 14 to 144MHz operation by unplugging the HC220 each time this operation had to be performed.

Obviously a good quality switch or relay would be the answer, unfortunately the cost of such an item would far exceed the cost of the kit if the high level of isolation required to prevent leakage around this switching is taken into account. Far better to manually unplug the FT-290R each time you revert to 144MHz operation than to incur the wrath of your locals on 144MHz when you are operating on 14MHz with the FT-290R and HC220!

So there you have a cheap and easy way for you 144MHz operators to join the fun on h.f. Come on, contact those Europeans direct (who is this Oscar fellow they keep talking about anyway?).

The HC220 kit is available from C. M. Howes Communications, 139 Highview, Vigo, Meopham, Kent DA12 0UT. Tel: 0732 823129, priced £48.90.

Practical Wireless, December 1986



FOR THE PROFESSIONAL

WE STOCK AND DEMONSTRATE THE LATEST IN COMMUNICATION RECEIVERS

NRD 525 - ICR71 - FRG8800 - KENWOOD TR2000 - AIRBAND - MARINE.
RECEIVERS + TRANSCEIVERS - VHF + UHF SCANNERS - HF TRANSCEIVERS

ARE COMMUNICATIONS, 6 ROYAL PARADE, HANGER LANE, EALING, LONDON W5A 1ET, ENGLAND
TELEPHONE: 01-997 4476

J. BIRKETT

RADIO COMPONENT SUPPLIERS



25 The Strait
Lincoln, Tel. 20767
(LN2 1JF)
Partners J.H.Birkett.
J.L.Birkett.

600 Piv 25 Amp THYRISTOR (SCR) @ £1.50 each.
1N4007 DIODE 1000 Piv 1 Amp @ 6 for 50p.
100Piv 30 Amp DIODES @ 50p, 200 Piv 30 Amp DIODES @ 60p.
PLASTIC POWER TRANSISTORS NPN 2SC1096, 10W, 60MHz @ 45p, 2SC1226 10 watt, 70MHz,
Both 45p, PNP 2SA699 10W, 70MHz @ 45p.
TAG ENDED ELECTROLYTICS 16+16uf 350Vw @ 35p, 16+16uf 450Vw @ 45p, 32+32uf 350Vw @
45p, 50+50uf 450Vw @ 75p.
CARBON MIKE TELEPHONE INSERTS @ 25p, 5 for £1.00.
SILICON BRIDGES 100 Piv 20 Amp @ £1.30, 100 Piv 10 Amp @ 95p.
TRANSMIT-RECEIVE PIN DIODES VHF 5 for 60p, UHF 5 for 75p.
VARI-CAP DIODES Assorted 50 for 60p, 100p.f. 6 for 50p, 300p.f. 6 for 50p.
100 Piv 30 Amp DIODES @ 50p, 200 Piv 30 Amp @ 60p.
MULLARD LOCKFIT BC149 @ 8 for 55p, LOCKFIT BC148 @ 10 each.
GLASS WIRE ENDED 100KHz CRYSTALS @ £1 each, 10XAJ 1MHz @ £1.50.
X BAND GUNN DIODES With Data @ £1.65.
X BAND SCHOTTKY DETECTOR DIODES Like 1N23 @ 45p.
X BAND TUNING VARACTOR DIODES 2p.f. or 4p.f. Both £1.65.
MULLARD CERAMIC PLATE CAPACITORS 63Vw 1000p.f., 0.01uf 25p Doz.
2GHz STRIPLINE TRANSISTORS 18volt NPN @ 3 for £1.15.
TRANSISTORS BSX19, BSX21, 2N4123, 2N706, BC261 All 6 for 50p.
SILICON DIODES BA156 100 for 50p, BAX13 50 for 50p.
144MHz WAVEMETER KIT With Instructions @ £4.60.
AIR SPACED VARIABLE CAPACITORS 100+200p.f. @ £1.60, 200+300p.f. @ £1.60.
WOOD AND DOUGLAS KITS AVAILABLE FOR CALLERS AND BY POST.
ACCESS AND BARCLAYCARDS ACCEPTED. P.P. 50p UNDER £5, OVER FREE.



Books for
radio amateurs



AERIAL
ACCESSORIES
AND
MASTS



JAYBEAM
AMATEUR
ANTENNAS

THE
**ELLIOTT
ELECTRONICS**
for the Radio Enthusiast

MICROWAVE MODULES



INSTANT
H.P.
AVAILABLE

QSY
OLD
MAN TO



APPOINTED
DISTRIBUTOR

RIGS, ANTENNAS, SWR BRIDGES,
POWER SUPPLIES, TEST GEAR,
COMPONENTS, MORSE KEYS, COAXIAL
CABLES, ROTATORS, MICS, PLUGS
AND SOCKETS, SWITCHES

Call us on (0533) 553293

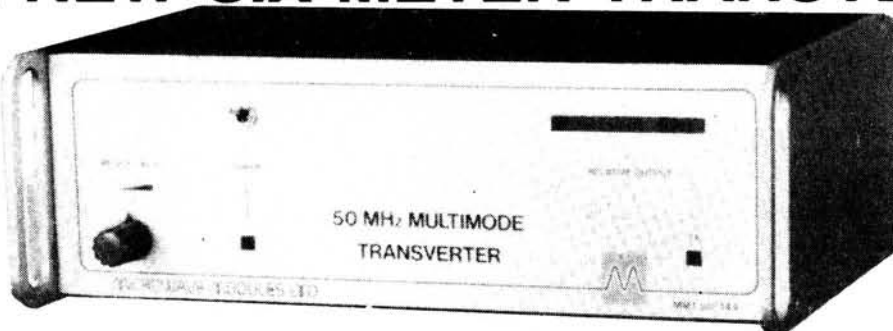
OR COME AND LOOK AROUND AT

26/28 Braunstone Gate, Leicester



MICROWAVE MODULES LTD

THE NEW SIX METER TRANSVERTER



★ COMING SOON ★
THE 28 MHz
IF VERSION
★★★★★★★★

TECHNICAL SPECIFICATIONS

PRICE: £245.00 inc VAT

TRANSMIT POWER OUTPUT OF 20 WATTS - This power level of 20 watts, when used in conjunction with a typical antenna of 7 dB gain, gives an ERP of 100 watts (the maximum permissible in UK). This power level is also ideal for driving a grounded-grid amplifier.

PURITY OF TRANSMISSION - The MMT50/144 transverter has been optimally designed to ensure that spurious radiations falling within the 88-108 MHz broadcast band are typically better than 90 dB below full output. This has been achieved by the use of 16 poles of filtering, well-balanced mixing and push-pull amplification.

EXCEPTIONAL LARGE SIGNAL RECEIVER PERFORMANCE - The 50 MHz transverter enjoys a uniquely high overload characteristic of typically +12 dBm (third order intercept point at transverter input). This has been achieved by the use of parallel FET's in the front end driving a balanced pair of FET's in the mixer. Given that the background sky noise at this frequency represents an equivalent noise figure of greater than 8 dB, the low noise figure achieved in the transverter ensures that external noise is the limiting factor. The conversion gain of 10 dB is provided to ensure that the 144 MHz transceiver in use will detect the weakest of signals, while not being subjected to overload in the presence of strong signals on the 50 MHz band. In other words, a system of impressive dynamic range is guaranteed!

FURTHER FEATURES - The transverter will accept a drive level at 144 MHz of between 150 milliwatts and 15 watts. The automatic level control (ALC) ensures that the 20 watt output signal is of consistently high quality. An LED bargraph display indicates the relative transmit output power, and the RF VOX control allows the operator to select the "hang" time to anything from 20 milliseconds to 1.5 seconds.



WELCOME

MICROWAVE MODULES Ltd

BROOKFIELD DRIVE, AINTREE, LIVERPOOL L9 7AN, ENGLAND

Telephone: 051-523 4011 Telex: 628608 MICRO G

CALLERS ARE WELCOME, PLEASE TELEPHONE FIRST

HOURS:
MONDAY-FRIDAY
9-12.30, 1-5.00
E. & O. E.

Ionospheric Refraction—a correct description

The ionosphere and its effect on h.f. propagation are familiar subjects to radio amateurs but this is, we believe, the first time in its history that a correct description in simple terms of the process of ionospheric refraction has ever been published, say Dr. L. W. Brown G0FFD and F. C. Judd G2BCX.

We take for our starting point the usual diagrammatic representation of reflection and refraction at a boundary surface between air and a denser medium as illustrated in Fig. 1, but diagrams of this kind are strictly applicable only to the ray theory of light, they are not applicable to wave theory of light and certainly not to radio propagation. To give a correct description applicable to radio waves we require to introduce the concept of wavefront.

The Wavefront

If we drop a pebble into a pond a series of circular waves will travel outward and the pattern of the waves as they spread is evidently similar to the pattern of radiation from an isotropic radiator except that the radiation from an antenna is three- not two-dimensional. If the radiator is not isotropic the waves will spread out only within the limits set by the polar diagram of the particular antenna, nevertheless the waves still diverge on a broad front. In two-dimensions the wavefront is a line, in three-dimensions it is a surface. To understand reflection and refraction more fully we must therefore consider the progressive motion of this surface, i.e. the propagation of the broad wavefront and not merely the single rays of Fig. 1. The diagram in Fig. 2 shows (edgewise) a section of wavefront surface (which is perpendicular to the paper) approaching the boundary of a reflecting/refracting medium, and also shows later positions of the same section of wavefront after partial reflection and refraction. The arrows show the direction of motion before and after reflection/refraction. We should note that the leading edge (1) of the section of wavefront is the first to be reflected and the trailing edge (2) is last, but whereas the leading edge is **uppermost** on approaching it is **lowermost** on leaving after reflection.

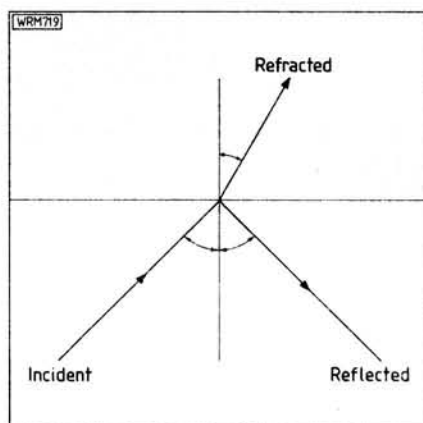


Fig. 1: Reflection and refraction by ray theory

The angles between the rays and the normal to the boundary surface in Fig. 1 are termed the angles of incidence, reflection and refraction respectively. They are, of course, convenient concepts whereas the angles between the wavefronts of Fig. 2 and the boundary surface, while numerically equal to those of ray theory, are **real** angles, they exist in reality. Partial reflection and refraction is, however, not a feature of radio propagation and therefore this aspect is not pursued further here.

Refractive Index

The significant aspect of refraction is that the velocity of the wavefront in the denser medium is less than the velocity in air and, therefore, that part of the section of wavefront which has entered the denser medium travels a lesser distance in a given interval of time than a part which has not yet entered. In this way the wavefront is retarded and turned to travel in a direction closer to the normal to the surface as shown in Fig. 2. Because of the lesser velocity the width of the section of wavefront becomes greater in the denser medium than in air. Thus the refracted wavefront is also

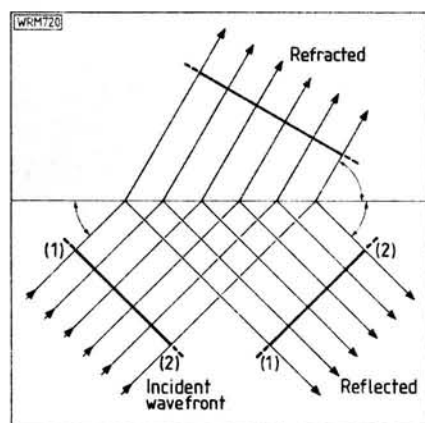


Fig. 2: Reflection and refraction of the wavefront

stretched. It is for this reason that an object under water appears foreshortened when viewed from an oblique angle to the surface. The ratio of the velocity of the wavefront in air to the velocity in a denser medium is termed the **refractive index** of the medium, i.e.

$$\text{Refractive Index} = \frac{\text{Velocity in Air}}{\text{Velocity in Medium}}$$

and because the velocity in air is greater than the velocity in any other medium then the refractive index of any medium is a number greater than unity, generally a decimal fraction greater.

Radio Wave Propagation

At v.h.f. and higher frequencies the medium which affects radio propagation is the lower atmosphere which behaves in the main as a dielectric whose refractive index is determined by atmospheric pressure, humidity and the occurrence of temperature inversion, i.e. a layer of warm air overriding colder air. As v.h.f. operators know, anticyclonic conditions may produce this latter effect and give rise to abnor-



FOR ALL AMATEUR AND PROFESSIONAL EQUIPMENT

WE STOCK AND DEMONSTRATE THE LATEST IN AMATEUR EQUIPMENT

NRD 525 - ICR71 - FRG8800 - KENWOOD TR2000 - AIRBAND - MARINE.
RECEIVERS + TRANSCEIVERS - VHF + UHF SCANNERS - HF TRANSCEIVERS

ARE COMMUNICATIONS, 38 BRIDGE ST, EARLESTOWN, NEWTON-LE-WILLOWS, MERSEYSIDE, WA12 9BA TELEPHONE: 09252 29881 Now open 6 days a week - Monday-Saturday - 10am-5pm.

We are pleased to introduce a new range of antennas shown thus (N). The dipoles have been redesigned and now include a fully sealed 'N' socket supplied complete with 'N' plug for coaxial cable. Absolutely NO matching or tuning required. Also a new 1296MHz 55 element yagi. Send for details.

50MHz

5 element **£37.87(a)**

144MHz

4 element (N) **£24.84 (a)**

4 element crossed (N) **£31.46 (a)**

9 element fixed (N) **£27.78 (a)**

9 element portable (N) **£29.81 (a)**

9 element crossed (N) **£52.07 (a)**

13 element portable (N) **£41.40 (a)**

17 element fixed (N) **£55.38 (a)**

PLEASE ADD CARRIAGE AS SHOWN (a) £4.00. (b) £2.20. ALL PRICES INCLUDE VAT AT 15%.

ACCESS - VISA - Just telephone your card number for immediate despatch.

FOR FULL SPECIFICATIONS SEND 40p FOR CATALOGUE

Callers welcome, but by telephone appointment only please.

Goods by return.

RANDAM ELECTRONICS (P)

12 Conduit Road, Abingdon, Oxon OX14 1DB. Tel: (0235) 23080 (24 hours)

ANTENNAS TONNA (F9FT)

435MHz

9 element (N) **£25.76 (a)**

19 element (N) **£30.91 (a)**

19 element crossed **£36.01 (a)**

21 element 432MHz (N) **£40.11 (a)**

21 element ATV (N) **£40.11 (a)**

144/435MHz

9 & 19 element Oscar **£36.01 (a)**

1296MHz or 1269MHz Oscar Uplink

23 element **£27.72 (b)**

4 x 23 element - power splitter

- stacking frame **£150.00 (a)**

55 element **£44.75 (a)**

POWER SPLITTERS - STACKING FRAMES

PORTABLE ALUMINIUM TELESCOPIC MASTS

PRACTICAL WIRELESS KITS

			COMPONENTS	
ACTIVE ANTENNA	Nov '86	£20.50	DF901	85p
PW TAW VLF CONVERTER	Nov '86	£15.20	J309	84p
AUTOMATIC NICAD CHARGER	Oct '86	£16.65	VN101M	85p
COIL FORMERS & CORES - 50MHz Converter	Sept '86	£3.00 per set	ZN2819	42p
AUTO NOTCH FILTER	June '84	£26.50	ZN2824	1.65
SIMPLE 50MHz CONVERTER	Sept '86	£24.30	U751	52p
P.W. ARUN PARAMETRIC FILTER - inc. specified case	May '86	£54.00 + £2 p&p	LM568	1.42
P.W. ARUN PARAMETRIC FILTER - excluding case	May '86	£39.00 + £1 p&p	BF224	28p
MEON 2 50 MHz TRANSVERTER - 144MHz I.F.	April '86	£48.50 + £1.50 p&p	S042P	2.55
SIMPLE AUDIO OSCILLATOR	Mar '86	£27.25	SBG1	7.45
R.F. SPEECH PROCESSOR	Mar '86	£53.00 + £1.50 p&p	SL1540	5.85
RTTY/MORSE MODEM - no case	Jan '86	£26.85	TL072	1.4p
CRYSTAL CALIBRATOR	Jan '86	£19.95	TL084	1.04
TWO TONE OSCILLATOR - exc. mic. plug	Dec '85	£22.45	XR2006	5.45
MEON 50MHz TRANSVERTER - 28MHz I.F.	Oct '85	£49.50 + £1.50 p&p	XR2211	2.90
CAPACITANCE METER	Oct '85	£23.90	741C	23p
DIP OSCILLATOR	Oct '85	£21.90	4077B	11p
U.H.F. PRE-AMPLIFIER	Sept '85	£24.95	4050B	26p
ADD ON B.F.O. - inc. C804 and optional components	Aug '85	£14.40	CFS45AJ	14.10
TRIANGLE KEYS	Feb '85	£18.80	CFS45J	10.00
BUG KEY WITH 528 BIT MEMORY - inc. specified case	Oct '84	£51.00 + £1.50 p&p	65pf Trimmer	27p
PW TME - PSU Module 5	Feb '85	£26.90 + 1.50 p&p	65pf Trimmer	37p
PW TME - ATU/SWR Bridge Module 4	Jan '85	£14.90	Pots Lin or Log	40p
PW TME - Receiver Module 3	Jan '85	£24.75	4xSPST Di Switch	90p
PW TME - VFO/Doubler Module 2	Dec '84	£26.30	Relay (Meand)	2.65
PW TME - Transmitter (less crystal) Module 1	Nov '84	£29.00	C804 100pf	5.70
MORSE SENDING TRAINER	July '84	£13.40	C804 15pf	4.70
MORSE PRACTICE OSCILLATOR	Jan '82	£10.20		

DO NOT ADD V.A.T. ADD 7% P&P UNLESS SPECIFIED. ARTICLE REPRINTS 80p (if required). All kits complete less batteries. Unless otherwise specified, including PCB (for stripboard), case, all components and hardware. Cheque or Postal Order to: C.P.L. ELECTRONICS, 8 Southdon Close, Hemington, Middlesbrough, Cleveland TS8 9HE. Tel: 0642 591157. Other kits available plus components, hardware, tools, test equipment etc. Goods normally dispatched within 14 days. Free price list available on request.

IF YOU BUY

a kit or module from us the chances are it will be from the top best sellers listed below. We are pleased to say that they just sell and sell and sell . . . Shouldn't you have at least one in your shack?

70cms Modules

		Assembled	Kit
70FM05T4	500mW NBFM Transmitter	63.40	39.85
70FM05R5	NBFM Receiver	79.40	59.95
70FM10	10W Power Amplifier	56.45	45.50
70LIN3/LT	500mW Linear Amplifier	39.90	30.55
70PA2/S	RF Switched Pre-Amplifier	30.56	19.10
70PA5	GaAs FET Pre-Amplifier	23.60	14.75
TVUP1	70cms TV Converter	38.40	28.75
TVM2	70cms TV Modulator	11.60	7.25

2m Modules

144PA4	2M MOSFET Pre-Amplifier	17.20	10.75
144PA4/S	RF Switch Pre-Amplifier	31.20	19.50
144LIN25B	RF Switched 25W Linear	49.20	35.75

All prices include VAT but please add £1.00 for postage and handling. Delivery is usually from stock or within 28 days. A copy of our full list of modules and kits for practising amateurs is available for the cost of an A4 size SAE.

24cms Modules

		Assembled	Kit
1250DC50	TV Down Converter	79.95	—
1250PA2	TV Pre-Amplifier	49.95	—
1240TVT	Frequency Locked Transmitter	145.00	—
UFM01	420 MHz FMTV Exciter	41.25	28.25
VIDIF	IF Processor/Demodulator	63.75	47.60
SCT-2	Transmit Sound Modulator	16.50	—
SCR-2	Receive Sound De-Modulator	24.95	—
VD/P1	Pre-Emp/De-Emp Module	10.50	—

GENERAL ACCESSORIES

TB2	Toneburst	7.50	4.70
PT3	Piptone	8.45	5.10
MPA2	Microphone Pre-Amplifier	6.25	4.60

Unit 12-13
Youngs Industrial Estate
Aldermaston, Reading
Berkshire RG7 4PQ
Telephone: (07356) 71444 Telex: 846630



VHF/UHF COMMUNICATIONS PRODUCTS



mally large refraction, i.e. bending, leading to DX working.

The text-books on h.f. propagation contain diagrams similar to Fig. 3 and Fig. 4⁽¹⁾ of which Fig. 3 bears some similarity to and has the same shortcomings as the ray theory of reflection as in Fig. 1, failing further qualification to be described later. It also has the additional shortcoming that it might imply a sharp lower boundary to the ionised regions of the upper atmosphere. On the other hand as we shall see, Fig. 4 incorrectly attempts to describe the nature of the wave's traverse of the ionosphere. The text in the chapter containing that Fig. 4 states "a wave carrying power penetrates to heights where the speed is increased". We see at a glance the error of Fig. 4 insofar as the speed of a wave carrying power **cannot exceed the velocity of light in air**; if the speed changes in the ionosphere it can only decrease!

Ionospheric Refraction

The ionosphere is a region of upper atmosphere extending from roughly 100 to 500km above ground in which electrons are disassociated from gas molecules by solar radiation. The free electrons will, besides having elastic collisions with gas molecules, all individually recombine sooner or later with electron-deficient molecules which they encounter. However, because of the very low atmospheric pressure especially in the upper part of these regions, the distance between gas molecules is large, the frequency of collisions is small, and the electrons therefore have a correspondingly long free life before capture. With the onset of daylight at ionospheric altitude disassociation increases until the number of free electrons is large enough for their rate of recombination to balance the rate of disassociation: the regions are thus characterised by a fairly stable existence of a large number of free electrons. The number of free electrons per cc is termed the density of ionisation. Because of the lesser rate of recombination at the higher altitudes of the ionosphere, due partly to lower atmospheric pressure and therefore less encounters and partly the chemical nature of the molecules available for recombination, the density of ionisation increases upward not sharply but **gradually**.

In his Magneto Ionic Theory of the upper atmosphere, E. V. Appleton has shown that the ionised medium in fact resembles a dielectric and that the refractive index there can, if we neglect the influence of absorption and of the earth's magnetic field, be expressed in its simplest form as:

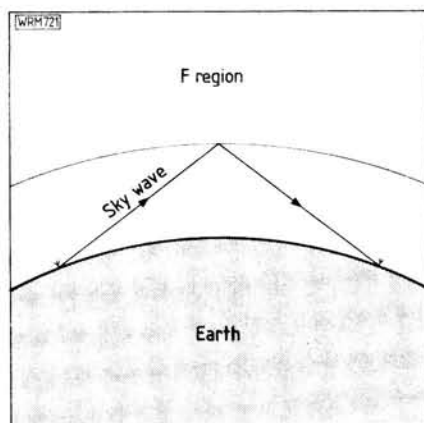


Fig. 3: Diagrammatic ionospheric reflection

$$(\text{ionospheric refractive index})^2 = \frac{1}{1 - \frac{Ne^2}{4\pi^2 \epsilon_0 mf^2}}$$

in which e and m are the electronic charge and mass respectively
 ϵ_0 is the permittivity of space (all in MKS units)

f is the radio frequency and
 N is the number of free electrons per cc.

From this expression we see that as N increases from zero the refractive index increases and the velocity therefore decreases until, if and when the term involving N becomes unity, the refractive index becomes infinite and the velocity zero. Because N increases **gradually** from zero the ionosphere does not have a sharp lower boundary.

Ionospheric Propagation

Because velocity gradually decreases with increasing penetration into the ionosphere, the section of wavefront is **progressively** retarded and now **gradually** (in contrast to refraction at the sharp boundary of Fig. 2) changes direction toward the vertical, as shown in Fig. 5. If the density of ionisation (N) becomes sufficient, the velocity falls to zero, the section of wavefront becomes horizontal and its direction vertical. At this point the section of wavefront cannot proceed further upward and therefore the direction reverses to vertically downward and then gradually changes away from the vertical as shown in Fig. 5, until the section of wavefront emerges from the ionosphere with the same velocity and a direction complementary to that with which it entered. In strict terms, any section of wavefront is vertically incident at the point of reversal of direction and emerges from the ionosphere with a velocity equal to its entry velocity and an angle of emergence equal to the angle of approach. The leading edge (1) of the section of wavefront is

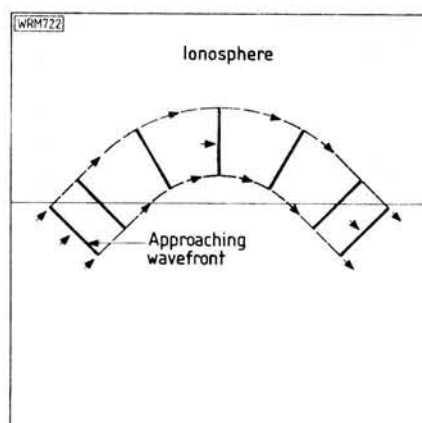


Fig. 4: Alleged and incorrect ionospheric traverse

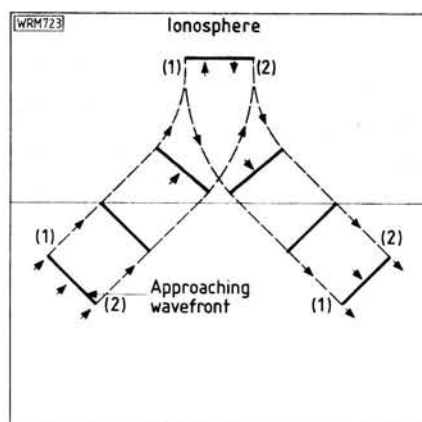


Fig. 5: Correct ionospheric traverse

the first to reach the ionosphere and the first to leave, but whereas it was **uppermost** on approaching it is **lowermost** on leaving and the effect is very similar to what we found in connection with Fig. 2. To an observer on the ground these are the characteristics of straightforward reflection and there is therefore some justification in the use of Fig. 3 providing that it does not claim to represent the reality of ionospheric refraction. There is similar justification in the use of the expression "reflection by the ionosphere" providing that is it understood to be a colloquialism. On the other hand, Fig. 4 and any other description or diagram alleging that kind of traverse of the ionosphere is incorrect, as our Fig. 5 and its derivation demonstrates.

Appendix

Wavefront as used in this article defines a position reached at any moment by the radiated power. The refractive index used is the classical definition of refractive index, i.e. greater than unity, and termed the **group** refractive index. The Magneto Ionic Theory of Appleton leads to a formula known as the Appleton-Hartree equation⁽²⁾ which is a misnomer insofar as Hartree, a contemporary of Appleton, made no contribution to the

Practical Wireless, December 1986

equation as it now stands: it should today be called the Appleton equation. It is the equation for the **phase** refractive index of the ionosphere. The group refractive index which we have used here is the reciprocal of that phase refractive index in its simplest form. Maybe the error of Fig. 4 arises from a misinterpretation of these two refractive indices.

There is nothing innovative in this article insofar as it simply describes the physics of reflection/refraction at both abrupt and gradual change of refractive index applicable to all media including Appleton's refractive iono-

sphere, and it will be noticed from Figs. 2 and 5 that both produce a similar subjective reflection effect. The mistake typified by Fig. 4 appears to have first been made by an old colleague⁽³⁾ of one of the present authors in the early 1930s and passed unnoticed at the time, and then possibly copied by Ratcliffe and from there perpetrated by all subsequent authors.

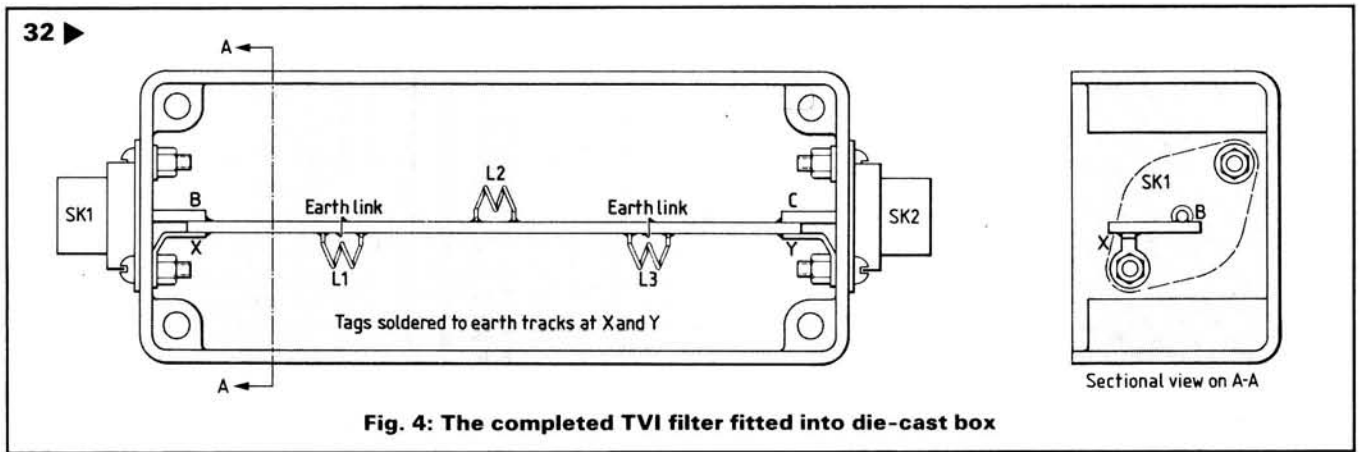
The numerical values for the individual quantities in the equation for the refractive index are:

N (E-F2 regions)	10^1 to 10^6
e electron charge	1.6×10^{-19}

m electron mass 9.1×10^{-31}
 ϵ_0 permittivity 8.85×10^{-12}
The velocity of the radiation in air is with sufficient accuracy for the present purpose equal to the velocity in free space, namely
 $c = 3 \times 10^8$ metres/sec

References

- (1) *Sun, Earth and Radio* by J. A. Ratcliffe. World University Library.
- (2) *The Upper Atmosphere and Solar-Terrestrial Relations* by J. K. Hargreaves (p22). Van Nostrand.
- (3) *Electromagnetic Waves* by F. W. G. White. Methuen.



Manager of RACAL-Mobilcal Ltd, for the use of the test equipment as detailed below.

Specification

- Forward response:**
4 to 30MHz better than -65db
30 to 300MHz better than -35dB
- Cut-off frequency:**
430MHz ± 15 MHz
- Passband:**
430MHz ± 15 MHz to at least 1300MHz
- Passband ripple:**
Less than 6dB variation over passband

References

- (1) Practical LC Filter Design, Edward Wetherhold W3NQN, *Practical Wireless*, August 84, pp 46 et seq.
- (2) Test equipment used by the author.
Network Analyser:
Hewlett Packard Type 8754A
Bandwidth 4MHz to 1300MHz.
Transmission/Reflection test set:
Hewlett Packard Type 8502A
Bandwidth 4MHz to 1300MHz.
BNC to Belling Lee 50Ω URM-76-BBW
coaxial test leads of 440mm length each (2 off).

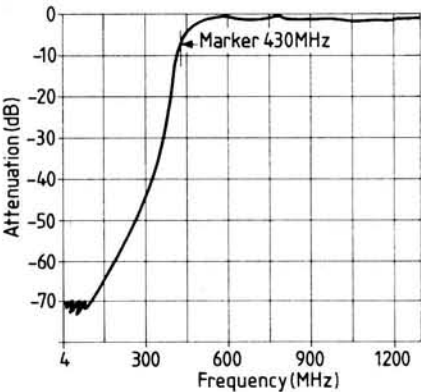


Fig. 5: Cartesian plane of TVI filter showing the forward response

SHOPPING LIST

How Much? & How Difficult? £5 Intermediate

Eddystone die-cast box, type 7969P 2, internal dimensions 25 x 89 x 35mm*; 26 s.w.g. tinned copper wire; surface mounting Belling Lee sockets (2); double-sided copper clad s.r.p.b. printed circuit board 12 x 80 x 1.5mm; 6BA screws, nuts, washers (4); 6BA solder tags (2); 150mm of

75Ω low-loss coaxial cable terminated either end with Belling Lee coaxial plugs.

* West Hyde Developments Ltd, 9-10 Park Street Industrial Estate, Aylesbury, Bucks HP20 1ET. Tel. (0296) 20441. Catalogue code number for box is, EDD10.

County Armagh

Armagh & Dungannon District ARC: J. A. Murphy (Armagh 522153). Meets 2nd Tuesdays, 8pm above the Wine Market, Lonsdale, Armagh.

Avon

City of Bristol RSGB Group: Colin Hollister G4SQQ (Bristol 508451). Meets 4th Mondays, 7.30pm in the small lecture theatre, Queens Buildings, UoB, Clifton. Nov 24—Home-brew Competition.

North Bristol ARC: Alan Booth G4YQQ (Bristol 6904040). Meets Fridays, 7.0pm in the Self-Help Enterprise Centre, 7 Braemar Crescent, Northville. Nov 14—Sporadic-E by G8UUE and G8VPG; 21st—HF Activity Night; 28th—CW Activity Night; Dec 5—Natter Night; 12th—RSGB Rep G4SQQ; 19th—VHF Activity Night; Jan 2—Xmas Party.

Bedfordshire

Dunstable Down RC: Philip Morris G6EES (Dunstable 607623). Meets Fridays, 8pm in Room 3, Chews House, 77 High Street South, Dunstable. Nov 21—Aspects of the Weather by John Kettley; Dec 5—Junk Sale.

Buckinghamshire

Amateur Radio & Electronics Group: Dave McQue G4NJU (Milton Keynes 78277). Meets Tuesdays, 7.30pm in the Green Grass Social Club, Watling Street, Fenny Stratford, Milton Keynes.

Chiltern ARC: Ron Ray G3NCL (High Wycombe 712020). Meets 2nd and 4th Wednesdays, 8pm in Sir William Ramsey School, Science Block, Rose Avenue, Hazelmere, High Wycombe.

Cambridgeshire

Cambridge University Wireless Society: Chris Forshaw G6VMA, St John's College. Meets alternate Mondays in Seminar Room 2/3, Trinity Hall. Next meetings Nov 24 and Dec 8.

Cheshire

South Cheshire ARS: Chris Wiseman G1PUV (Kingsgrove 73185). Meets 2nd and 4th Mondays, 8pm in the Crewe LMR Sports Club, Goddard Street, Crewe.

Chester & District ARS: Dave Hicks G6IFA (Chester 336639). Meets 2nd, 3rd, 4th and 5th Tuesdays, 8pm in the Chester RUFC, Hare Lane, Vicars Cross, Chester. Dec 9—Your Questions Answered; 16th—Annual Construction Contest.

Warrington ARC: Paul Forster G0CBN (Warrington 814005). Meets Tuesdays, 7.30pm in the Grappenhall CC, Bellhouse Lane, Warrington. Nov 18—Power Regulation via Op-amps by G6AWD; 25th—Noise Blankers by G8HLZ; Dec 2—Open Forum; 9th—Computer Security by G3NFB.

Clywd

Rhyl & District ARC: Mike Drew GW1PLI (Llandegla 621). Meets 1st and 3rd Mondays, 7.30pm in the 2nd Rhyl Scout HQ, Bale Rd, Rhyl. (Behind the Little Theatre) Dec 15—Xmas Night Out; Jan 5—Members Quiz Night.

Derbyshire

Alfreton & District ARC: Elaine Bunkle G1SFR, 7 Byron Avenue, Alfreton. Meets Mondays,

CLUB NEWS

PLEASE NOTE!

Starting with the January issue of *PW*, Club News will be different. For all the details, please read *Comment* on page 17. Keep the information coming to **Elaine Richards G4LFM, Practical Wireless, Enefcu House, The Quay, Poole, Dorset BH15 1PP.**

8pm at the ECP S&SC, Carnfield Hill, Alfreton.

Glossop & District RG: Geoff Sims G4GNQ, 85 Surrey Street, Glossop. Meets last Thursdays, 8pm in the Nags Head, Charlestown Road, Glossop. Nov 27—AGM.

Nunsfield House CA ARG: John Robson G4PZY (Derby 767994). Meets Fridays, 7.45pm in Room 7, Nunsfield House, Boulton Lane, Alvaston. Nov 14—Surplus Sale & Natter Night.

Tor ARA: Clive W. Rawlins G1SDY (Matlock 3503). Meets alternate Tuesdays, 7.30pm in Jackson Tor House, Matlock. Nov 25—My World of AR by R. J. Hillier of Lowes; Dec 9—Display of AR & CB Radios by Zycomm.

Devon

Axe Vale ARC: Bob Newland G3VW (Lyme Regis 5282). Meets 1st Fridays, 7.30pm in the Cavalier Inn, West Street, Axminster. Nov 7—Constructors Contest; Dec 5—Annual Dinner; Jan 2—Packet Radio by G1DIL.

North Devon RC: Charles Searle G4LST (Torrington 23764). Meets 1st Wednesdays, 7.30pm in the Micro Centre, The Strand, Barnstaple.

Tiverton (SW) RC: A. Smith G1OYO, PO Box 3, Tiverton, Devon EX16 6RS. Meets Tuesdays, 7.30pm in the Half Moon Inn, Fore Street, Tiverton.

Torbay ARS: Brian Wall G1EUA (Teignmouth 78554). Meets alternate Fridays and Thursdays and last Saturdays, 7.30pm in the ECCSC, Ringslade Road, Highweek, Newton Abbot. Nov 29—Looking at Broadcasting from Plymouth by Mr Melhuish.

Dorset

Wessex Amateur Wireless Club: Michael Hughes G1HBF (Ferndown 895100). Meets alternate Wednesdays in the Corfe Mullen Squash & SC, Wareham Road, Corfe Mullen.

Dyfed

Aberporth RAC: GW0DDR (Llechryd 274). Meets Wednesdays, 7pm in Building 17, Royal Aircraft Establishment's Airfield, Blagnannerch, Aberporth.

Essex

Braintree & District ARS: Mrs Ann King (Braintree 28714). Meets 1st and 3rd Mondays, 7.30pm in the Braintree CC, Victoria Street, Braintree. Dec 1—Film Show; 15th—Christmas Social.

Colchester RA: F. R. Howe G3FIJ (Colchester 851189). Meets 1st and 3rd Thursdays, 7.30pm in the Colchester Institute, Sheepden Road, Colchester. Nov 17—Demonstration by BNOS Electronics; Dec 11 Film & Video Evening.

Loughton & District ARS: Dave Thorpe G4FKI, 44 Townfield Road, Flitwick. Meets alternate Fridays, 7pm in Loughton Hall, Rectory Lane, Loughton. Nov 21—History of Laser 558; Dec 5—Informal.

Glamorgan

Bridgend & District ARC: D. E. George (Bridgend 723508). Meets 1st and 3rd Fridays, 7.30pm in the YMCA, Angel Street, Bridgend.

Swansea ARS: R. Williams GW4HSH (Swansea 404422). Meets 1st and 3rd Thursdays, 7.30pm in Lecture Room N, Applied Sciences Building, Swansea University.

Gloucestershire

Cheltenham ARA: Tim Kirby G4VXE (Cheltenham 36723). Meets 1st and 3rd Fridays, 7.30pm in the Stanton Room, Charlton Kings Library, Cheltenham. Nov 21—Any Questions?; Dec 5—AGM; Dec 12—Christmas Party at The Hobnails; 19th—Natter Night.

Stroud ARS: P. R. Gainey G0DZM, Prencott, Harley Wood, Nailsworth, Stroud. Meets in Nelson School, Stratford Road, Stroud. Next meetings Nov 26 and Dec 10.

Grampian

Aberdeen ARS: Don Travis GM4GXD (Pitcapple 251). Meets Fridays, 7.30pm at 35 Thistle Lane, Aberdeen. Nov 14—President's Address; 21st—Do You Believe Your S-Meter by Frank Dinger; 28th—RSGB Videos.

Greater Manchester

South Manchester RC: D. Barber (061-973 0395). Meets Mondays and Fridays, 8pm in the Sale Moor CC, Norris Road, Sale. Nov 14—Experiences in Lybia by G4SVW; 21st—CW Evening by G3ZDM; 28th—Mystery Lecture by G8UQC; Dec 5—History of SMRC by G3HZM; 12th—Technical Forum/Clinic by G4SVR; 19th—Xmas Party; 26th—Club Closed.

Gwent

Abergavenny & Nevill Hall ARC: J. B. Davies GW4QXH (Abergavenny 4655). Meets Thursdays, 7.30pm in Pen-Y-Fal Hospital, above Male Ward 2.

Pontypool ARS: Ivor Wilkinson GW4RJA (Cwmbran 72110). Meets Tuesdays, 7pm in The Settlement, Rockill Road, Pontypool.

Gwynedd

Merion ARS: Brian Viney GW4KDP, 10 Heol Meirion, Barmouth. Meets 1st Thursdays, 7.30pm in the Dolserau Hall Hotel, Dolgelau. Dec 4—Xmas Dinner at Dolserau Hall Hotel.

Hampshire

Amateur Radio & Computer Club: Trevor Tugwell (Fareham 43031 ext 2591). Meets every 4th Friday, 8pm in The Crown, Bishop's Waltham. Meetings on Dec 5; Jan 2.

Andover RAC: Mike Adams G0AMO (Andover 51593). Meets 1st and 3rd Wednesdays, 8pm in the Wolversdene Club, Love Lane, Andover. Nov 19—Oscilloscopes by G8ALP; Dec 3—AGM.

Practical Wireless, December 1986

Binstead ARS: D. F. Barnes G4VJF, 2 Sherbourne Avenue, Binstead, Ryde. Meets Wednesdays, 7.30pm in the 1st Ryde/1st Binstead Scout HQ, Binstead.

Itchen Valley RC: M. E. Cheeseman G1IPQ (Southampton 736784). Meets alternate Fridays, 7.30pm in The Scout Hut, Brickfield Lane, Chandler's Ford, Eastleigh.

Winchester ARC: Gordon Crittall G4ZNO (Southampton 772191). Meets 3rd Saturdays, 7.30pm in The Log Cabin, Stockbridge Road, Winchester. Nov 21—Getting Started on 6m by G2DBT.

Hereford & Worcester

Bromsgrove ARS: Bob Stacey G4XQW (Bromsgrove 33959). Meets 2nd and 4th Tuesdays, 8pm in the Aston Field WMC, Stoke Road, Bromsgrove.

Worcester & District ARC: Derek Batchelor G4RBD (Worcester 641733). Meets 1st and 3rd Mondays, 8pm in the Odd Fellows Hall, New Street, Worcester. Nov 17—AGM; Dec 1—Talk on RAYNET.

Hertfordshire

Borehamwood & Elstree ARS: Tony GODDJ (01-207 3809). Meets 2nd Mondays, 7.30pm in The Organ CC, Bairstowe Close, Borehamwood. Nov 10—RTTY by GODDJ.

Cheshunt & District ARC: John Watkins G4VMR (Dane End 250). Meets Wednesdays, 8pm in the Church Room, Church Lane, Wormley. Nov 20—Natter Night; 26th—AGM; Dec 3—Natter Night; 17th—Cheese and Wine Evening plus Video; 24th & 31st—No Meetings.

Stevenage & District ARS: Peter Daly G6EDA (Stevenage 724991). Meets 1st and 3rd Tuesdays in Sitec Ltd, Ridgemonk Park, Telford Avenue, Stevenage. Nov 18—Club On The Air; Dec 2—Sale of Treasured Goodies.

Humberside

North Ferriby United ARS: Phil Lambert G1LSZ (Hull 493777). Meets Fridays, 7.30pm in the North Ferriby FC.

Kent

Biggin Hill ARC: Bob Senft G0AMP (Farnborough 57848). Meets 3rd Tuesdays, 7.30pm in Downe Village Hall, High Street, Downe. Nov 18—Surplus Equipment Sale; Dec 16—Xmas Dinner.

Bredhurst R&TS: Kelvin Fay G0AMZ (Medway 376991). Meets Thursdays, 8.15pm in Parkwood CC, Parkwood Green, Rainham. Nov 13—A Packaging Problem by GODCA; 27th—Construction Contest; Dec 11—An HF Vertical by G3ZHZ.

Dartford Heath DF Club: Peter B. Sharman G8DYF (Greenhithe 844467). Meets at the Horse & Groom, Leyton Cross, Nr Dartford Heath prior to the hunt. Dec 14—Dual Band Hunt; 16th—Xmas Get Together; Jan—No Hunts.

Maidstone ARC: Paul Martin G0BUW (Maidstone 30544). Meets Fridays, 7.30pm in the YMCA Sports Centre, Melrose Close, Cripple Street, Maidstone. Nov 21—Natter Night & RAE; 28th—The Use of Club Test Equipment by G4AXD; Dec 5—Natter Night; 12th—Constructional Contest; 19th—Social Evening.

Lancashire

Bolton & District ARS: Kevin Prince G4TQL (Bolton 55092). Meets Wednesdays, 8pm in the Horwich Leisure Centre, Victoria Road, Horwich, Nr Bolton.

Bury RS: Miss C. J. Ashworth G1PKO (061-764 5018). Meets Tuesdays, 8pm in the Mosses Y&CC, Cecil Street, Bury. Dec 9—AGM.

Central Lancashire ARC: G. W. Humphrey G1GEM (Leyland 423621). Meets 1st and 3rd Mondays, 8pm in the Priory Club, Leyland. Nov 17—Microwave Modules; Dec 1—AFS 144MHz Contest Planning and Christmas Junk Sale.

Fylde ARS: H. Fenton G8GG (Lytham St Annes 725717). Meets 1st and 3rd Tuesdays, 7.30pm in the Kite Club, Blackpool Airport. Nov 18—Informal; Dec 2—Equipment Construction Competition.

Oldham ARC: Kath Catlow G4ZEP (061-624 7354). Meets Thursdays, 8.30pm in the Moorside Conservative Club, Ripponden Road, Moorside, Oldham. Nov 27—10 Gigs Home-brew and Getting Started by G8SIG; Dec 18—Xmas Party.

Wigan-Douglas Valley ARS: Dave Snape G4GWG (Wigan 211397). Meets 1st and 3rd Thursdays, 8pm in the Standish CC, School Lane, Standish. Dec 4—Visit to Amateur Radio Exchange.

Wigan & District ARC: Jim Cooke G6TYB (Wigan 214969). Meets Wednesdays, 7.30pm in St Jude's Club, Poolstock Lane, Wigan.

Lincolnshire

Stamford & District ARS: David Bradberry G40ZM (Stamford 54433). Meets 2nd and 4th Wednesdays in the Scotgate Cellar Bar, Stamford.

London

Acton, Brentford & Chiswick ARC: W. G. Dyer G3GEH, 188 Gunnersbury Avenue, Acton, London. Meets 3rd Tuesdays, 7.30pm in the Chiswick Town Hall, High Road, Chiswick, London W4. Nov 18—New Problems with TVI.

Southgate ARC: D. C. Elson G4YLL (Waltham Cross 30051). Meets 2nd Thursdays, 7.45pm in the Holy Trinity Church Hall (upper), Green Lanes, Winchmore Hill N21. Nov 13—Home-brew Constructional Contest for G6QM Trophy & Slide Show/Video Evening; 27th—Informal.

Wimbledon & District ARS: George Cripps (01-540 2180). Meets Tuesdays, 7.30pm in St. Andrews Church Hall, Herbert Road, Wimbledon SW19.

Middlesex

Echelford ARS: Peter Coleson G4VAZ (Sunbury 783823). Meets 2nd Mondays and last Thursdays, 7.30pm in The Hall, St Martins Court, Kingston Crescent, Ashford. Nov 27—6 Metres by G3COJ.

Edgware & District RS: John Cobley G4RMD (Hatfield 64342). Meets 2nd and 4th Thursdays, 8pm in the Watling CC, 145 Orange Hill Road, Burnt Oak, Edgware. Nov 13—Lecture by G3RDG; 27th—Film Show; Dec 11—The Grand Edgware Junk Sale; 25th—No meeting; Jan 8—AGM; 22nd—Informal.

RS of Harrow: Dave Atkins G8XBZ (Rickmansworth 779942). Meets Fridays, 8pm in the Harrow AC, High Road, Harrow Weald.

Thorn EMI (Feltham) ARC: Dave Austen G1EHF (01-890 3600 ext 2617). Meets alternate Tuesdays in the Thorn EMI S&SC, Mono Lane, Feltham. Nov 18—Natter Night 5.30 Upper Bar; Dec 16—Xmas Drinks 6.30pm Upper Bar; Jan 6—Natter Night 5.30pm Lower Bar.

Nottinghamshire

Workshop ARS: Carole Gee G4ZUN (Workshop

486614). Meets 2nd and 4th Tuesdays, 7.30pm in the Woodhouse Inn, Woodend, Rhodesia, Worksop.

Shropshire

Salop ARS: Simon Price G0E1Y (Shrewsbury 67799). Meets Thursdays, 8pm in the Olde Bucks Head, Frankwell, Shrewsbury. Nov 13—Club Station on Air; 20th—Equipment Bring & Buy; 27th—Natter Night; Dec 4—Wartime Army Signals by G3KYU.

Somerset

Taunton & District ARC: A. Moxon G8ZSP (Taunton 78903). For details of venue contact club secretary.

Yeovil ARC: Eric Godfrey G3GC (Yeovil 75533). Meets Thursdays, 7.30pm in the Recreation Centre, Chilton Grove, Yeovil. Nov 13—Oscilloscopes 2 by G3GC; 20th—Junk Sale; 27th—Natter Night; Dec 4—Sunspot Cycle 21 by G2FKZ.

Staffordshire

Burton upon Trent & District RS: Mick Cotton G4HBY (Burton upon Trent 33958). Meets Wednesdays at the Stapenhill Institute.

Strathclyde

Ayr ARG: R. D. Harkness (Ayr 42313). Meets alternate Fridays, 7.30pm in the Community Leisure Centre, 24 Wellington Square, Ayr. Nov 14—In the Workshop by GM3KJF; 28th—Field Day Planning; Dec 10—Visit to Prestwick Circuits; 12th—Making Your Own PCBs by GM400U.

Mid-Lanark ARS: David Williams GM1SSA (Holytown 732403). Meets Fridays, 7.30pm in the Wrangholm Hall, Jerviston Street, New Stevenston, Motherwell. Nov 28—Tom's Special Evening by GM4FDM; Dec 12—Xmas Junk Sale; 19th—Gordon's Xmas Film Show by GM3ULP.

West of Scotland ARS: Allan Buchan (041-959 4786). Meets Fridays, 7.30pm at 154 Ingram Street, Glasgow. Nov 14—Chat Night; 21st—DXpedition to Hoy by GM4NUN; 28th—Chat Night; Dec 5—RAYNET by GM4ZDH; 12th—Chat Night.

Suffolk

Felixstowe & District ARS: Paul Whiting G4YQC (Ipswich 642595). Meets alternate Mondays, 8pm in the Feathers, Walton High Street, Felixstowe. Nov 17—Visit to Gaumont Cinema, Ipswich; Dec 1—Computer Evening; 15th—Family Social; 29th—Social.

Surrey

308 Radio Club: Bob G1JRR (01-391 0788). Meets Tuesdays, 8pm in The Coach House, Church Hill Road, Surbiton.

Sutton & Cheam RS: Geoff Plucknett G4FKA (Epsom 21349). Meets 3rd Fridays, 7.30pm in the Downs LT Club, Holland Avenue, Cheam. Nov 21—Test equipment Demo by G3MES; Dec 1—Natter Night in Downs Bar; 19th—Xmas Get Together.

Thames Valley ARTS: John Pegler G3ENI (East Horsley 4279). Meets 1st Tuesdays, 8pm in the Thames Ditton Library, Watts Road, Giggshill, Thames Ditton.

Sussex

Chichester & District ARC: C. Bryan G4EHG (Chichester 789587). Meets 1st Tuesdays, 7.30pm in the North Lodge Bar, County Hall, Chichester. Nov 18—Junk Sale;

Dec 2—Club Meeting; 16th—Annual Xmas Social.

Crawley ARC: David Hill G4IQM (Crawley 882641). Meets 2nd and 4th Wednesdays, 8pm in the United Reform Church, Ifield Drive, Ifield. Nov 26—Magazine Production by G1CKF at the Leisure Centre; Dec 10—Fish & Chip Supper.

Eastbourne E & ARC: Richard Peirce G1BRC (Eastbourne 29913). Meets Sundays, 7.30pm at the Archery Youth Centre, Seaside Road, Eastbourne.

Hastings E&RC: Dave Shirley G4NVQ (Hastings 420608). Meets 3rd Wednesdays, 7.45pm in the West Hill CC, Croft Road, Hastings, and on Fridays, 8pm in the Club House, Downey Close, St Leonards-on-Sea. Nov 19—2m and 70cm Linears by G8VR; Dec 17—Xmas Special.

Mid-Sussex ARS: C. R. Cook G1FRF (Hassocks 2937). Meets Thursdays, 7.30pm in the Marie Place AEC, Leylands Road, Burgess Hill. Nov 13—CW and the Test by G3SWC; 27th—Mick Senior from Microwave Modules.

Tyneside

Sunderland ARS: Nigel Marston G0ASM (091-528 8079). Meets Mondays and Thursdays, 7pm in The Brewery, Westbourne Road, Sunderland.

Warwickshire

Atherstone ARC: Roy Fuller G6YQU (Nuneaton 370600). Meets 2nd and 4th Mondays, 7.30pm in the Physics Lab, Atherstone

Upper School, Long Street, Atherstone. Nov 24—RSGB Film; Dec 8—Club Night on the Air; 22nd—No Meeting.

Mid-Warwickshire ARS: Stan Hobbs G6XRI (Kenilworth 53099). Meets 2nd and 4th Tuesdays, 8pm at 61 Emscote Road, Warwick. Nov 25—Early Radio Collections; Dec 9—Christmas Supper with RSGB Guest.

West Midlands

Mirfield RC: Mrs. K. F. Field, c/o Club Address. Meets Mondays, Tuesdays, Wednesdays and Thursdays, 7pm in the Mirfield CC, Yockleton Road, Lea Village, Birmingham.

Slade RS: D. S. Chapman (Walsall 647687). Meets 1st Fridays, 8pm in the Community Centre, 75 Kingsbury Road, Erdington, Birmingham.

Stourbridge & District ARS: Derek Pearson G3ZOM (Kingswinford 288900). Meets 1st and 3rd Mondays, 8pm in the Robin Woods Centre, School Street, Stourbridge. Nov 17—Surplus Sale; Dec 1—Informal.

Wiltshire

Trowbridge & District ARS: Gerry Callaghan G4SPE (Trowbridge 4532). Meets alternate Wednesdays, 8pm in the Territorial Army Centre, Bythessea Road, Trowbridge. Nov 26—Chat Night; Dec 10—Main Meeting, Jan 7—AGM; 21st Chat Night.

Yorkshire

Halifax & District ARS: D. L. Moss G0DLM (Halifax 202306). Meets 3rd Tuesdays, 7.30pm in

the Running Man, Pellon Lane, Halifax. Nov 18—Components Sale by J. Birkett.

Maltby ARS: Keith Johnson G1PQW (Rotherham 814135). Meets Fridays, 7pm in the Community Centre, Clifford Road, Hellaby. Nov 14—Building a 100W Linear; 21st—Video Evening; 28th—3 in a Row; Dec 5—On the Air Night; 12th—A Direct Conversion RX for 80m; 19th—Xmas Junk Sale and Buffet; 26th—No Meeting.

Otley ARS: Howard Davey G0CLD (Otley 464213). Meets Tuesdays, 8pm in the RAOB Club, Westgate, Otley.

Pontefract & District ARS: Colin Mills G0AAO (Pontefract 43101). Meets Thursdays, 8pm on the Ground Floor, Carleton Community C, Pontefract. Nov 13—On the Air Night from South Kirkby Town Council HQ; 20th—Video on Microwaves; 27th—Informal Natter Night; Dec 4—Committee Meeting; 11th—Visit to China Video; 15th—Club Party Night; 18th—Informal.

Spenn Valley ARS: Ian Jones G4MLW (Heckmond-wike 409739). Meets Thursdays, 8pm in the Old Bank WMC, Mirfield. Nov 20—Open Computer Evening; Dec 4—Breathalyser by G1DWA.

Todmorden & District ARS: Val Mitchell G1GZB (Todmorden 7572). Meets 1st and 3rd Mondays, 8pm in the Queen Hotel, Todmorden. Nov 17—RR2 Rep Peter Sheppard.

Wakefield & District RS: Walter Parkin G9PBE (Wakefield 378727). Meets alternate Tuesdays, 8pm in the Ossett CC, Prospect Road, Ossett. Nov 18—Film Night; 25th—Amateur Satellites by G4JJ; Dec 2—On the Air; 9th—Mastermind Quiz; 14th—Bermuda by G4JMT.



0202 678558

Practical Wireless



0202 678558

PCB SERVICE

Printed circuit boards for recent *PW* constructional projects are now available from the *PW* PCB SERVICE. The boards are fabricated in 1.5mm glass-fibre, and are fully drilled and roller tinned. All prices include VAT and postage and packing for UK orders. Add £2.00 per order for despatch to overseas addresses.

Orders and remittances should be sent to: **PCB Service, Practical Wireless, Enefco House, The Quay, Poole, Dorset BH15 1PP.** Cheques should be crossed and made payable to Practical Wireless.

When ordering, please state the Project Title and Issue Month as well as the Order Code. Please print your name and address clearly in block capitals, and do not send any other correspondence with your order. You may phone your order using Access or Visa. A telephone answering machine will accept your order outside office hours.

Please allow 28 days for delivery. Always check the latest issue of *PW* for the current details of price and availability. Please enquire for earlier p.c.b.s.

PROJECT TITLE (Issue)	ORDER CODE	PRICE
PW Marchwood (7/83)	WR161	£3.32
Bug Key with Memory (10/84)	WR189/WR192	£10.35
PW Teme—TX (11/84)	WR196	£4.83
PW Teme—VFO/Doubler (12/84)	WA001	£3.76
PW Teme—RX (1/85)	WA002	£5.46
PW Triambic Keyer (2/85)	WAD280*	£4.26
FRG-7 BFO Mod (2/85)	WAD249	£4.00

PW Colne (4/85)	A004	£4.14
	A005	£4.08
PW Colne (5/85)	WR198	£5.01
PW Colne (6/85)	WR197	£4.97
Battery Charge Control (6/85)	WAD302	£3.94
Crystal Tester (7/85)	WR200	£3.43
Add-on BFO (8/85)	WR201	£3.42
UHF Prescaler (9/85)	WR202	£4.76
PW Meon 50MHz		
Transverter (10/85)	WR199	£8.28
Capacitance Meter (10/85)	WR203	£3.74
WQ MW Loop (11/85)	WR204	£3.45
RTTY/Morse Modem (1/86)	WR205	£6.73
	WR206	£3.78
Crystal Calibrator (1/86)	WR207	£2.90
Simple Audio Oscillator (3/86)	WR209	£5.50
RF Speech Processor (3/86)	WR208	£5.21
PW Meon Filter (4/86)	WR211	£4.04
PW Arun Parametric Filter (5/86)	WR210	£9.87
FRG-7 CIO Mod (6/86)	WR213	£3.61
Simple 50MHz Converter (9/86)	WR215	£4.86
NiCad Charger (10/86)	WR217	£3.30
Active Antenna (11/86)	WR216	£3.24
PW Taw VLF Converter (11/86)	WR222	£3.82
High Impedance MOSFET		
Voltmeter (12/86)	WR223	£3.82

ON THE AIR

AMATEUR BANDS

Reports to: John Fell G0API, 14 Rectory Avenue, Corfe Mullen, Wimborne, Dorset BH21 3EZ

Well, yet another month has passed and true to form bands from 50MHz upwards have been enhanced by the first Autumnal tropo.

I mentioned 50MHz quite deliberately as, until now, I have assumed that tropospheric enhancement was apparent on this band but had no real "cast iron" first hand evidence. This may sound strange but 50MHz during the months since it became available in the UK has been subjected to just about all the available propagation modes and sometimes by a complex mixture of several different types.

The daily occurrence of Sporadic-E during the peak summer months provided the chance for many in-band and cross-band contacts, however against this the exceedingly strong TV QRM, spaced at 15-625kHz intervals often blocked the band completely. Even in early October there is evidence of a good deal of DXTV and Spanish cordless (QRP?) telephones. However, I am pleased to report that activity is much on the increase, with several of the more active 6m folk already having worked over 20 countries direct.

From my observations so far it seems that my 10W/5-element Yagi station is reasonably normal and well within the average capability to set-up. For those of you waiting for the confirmation of full-access next year, expect to be able to have regular contacts at ranges of up to 200km, dependent on local site conditions. I regularly hold QSOs with stations using bare-foot FT-690 transceivers, some using indoor antennas—best so far was with Terry G4GBS in Doncaster, Yorks, who peaked

at 41 with rapid QSB at 18.50 on 23 September.

Terry was running 1W to a 5-element Tonna Yagi and provided me with a 54 and slightly less fluctuating report over the 275km path.

I mentioned tropo first and without doubt the "rock crunching" (or chassis bending as they say in the States) signals of Dave G3KMS Bolton, Lancs, at 2213 on 29 September were due to this mode. Dave mentioned activity from further north and at the end of this armchair copy QSO I did indeed copy signals from Bill G3BW up there in Whitehaven, Cumbria, which must be a good 400+km.

News of some of the rather longer haul DX on 50MHz is still filtering through but many would have been pleased with the contact made by Ted G4TLY, Malmesbury, with WA10UB on 21 July. Solid reports were exchanged and no doubt the 1kW and 11-element Yagi at the far end helped just a little! Ted, like me, awaits the return of sunspot maxima and worldwide F2 layer possibilities, but hopefully the Los Angeles Taxi Cabs and their low band a.m. rigs will have disappeared—1949 was apparently a good year for US QRP/mobile DX on the old 5m band.

If you are interested in 50MHz and want to promote its use, the setting up of further propagation beacons, etc., why not join the 6m Group. For further details/membership, subscriptions (£5.00) contact the Six News Editor GW8ZCP at 6 Cwm Eithin, Wrexham, Clwyd, LL12 8JY. Incidentally, I understand that 50MHz will become the mainstay for packet radio digipeaters in the UK. Details of your activity and impressions of 50MHz will be most welcome.

QRP Working

Several readers' logs this month show that QRP working continues to provide plenty of activity, principally on the h.f. bands but with a steady increase at v.h.f. also. Brian Fields G4XDJ of Billingham, Cleveland, sent in details of QRP contacts made on the 7MHz band which included OZ1DKG, DA2CZ the British Forces Station in Berlin, run at the time by Bill G3JCZ, and SM6UP. This last contact was made with both stations running 1W of c.w. The PW Severn and Sommerkamp FR-100B and Delta loop antenna combination produced further European contacts during September with UC2 LDA worked through the normal night time QRM.

Phil Dykes G4XYX was also active on 7MHz during September and noted a c.w. contact with LX/DF5BM on the 2nd—slightly more e.r.p. here with the 2W, 2-element quad system. Phil continues to wrinkle out the DX on 28MHz with his 10W p.e.p. modified ex-CB rig and lists CE3HFI, F6BZA/P/7X, VA3ADF, VA3ZIE and ZB2FK on s.s.b. Pounding the brass



by John Fell G0API




Fig. 2: If you ever hear G4RFR or G0API/P on 432MHz this is the normal 96-element quad loop system to blame for the QRO signal. Each boom of the array is some 6m long

on 24 August managed to attract the attention of PY5ZBU. The lengthening days are already showing that 28MHz openings into Africa are on the increase again with the 9L1FTN beacon logged for the first time since last winter. Hopefully the darker evenings will lead to longer periods in the shack and more activity on 28MHz (and other bands).

Before leaving h.f. matters this month I am grateful to Brendan J. McCartney G4DYO for a copy of RSGB DX News Sheet. This highly informative A4 format weekly newsletter edited by Brendan, provides subscribers with a wealth of topical h.f. band news, listing current and projected DX activity, band reports, QSL details together with propagation forecasts and solar figures. Once again a valuable weapon in the DXer's armoury. For those who can't even wait for a week to pass you can also contribute to the BT pension fund by dialing up the DX News Sheet Voicebank on 01-725 7373 (who chooses these numbers?) for the very latest DX news.

VHF Bands Activity

I hope that my interests in bands well above d.c. are apparent and hope that somewhere out there some of you will find the time to pass on details of all the experimental and/or DX work undertaken together with the odd photograph. You don't have to have multi-element stacked and bayed antenna arrays to achieve results and as I mentioned last month now is the season for ultra low loss ducting effects on v.h.f. and above.

To demonstrate the point a couple of readers' logs this month cover 144MHz band activity and both stations I am sure would feel no shame at being described as "average" in terms of location and equipment. Jim Smith G1DWQ, Wimborne, runs 24W from a Trio 930 multimode transceiver in conjunction with a 9-element Tonna Yagi at 8m a.g.l. After several "flat" weeks during August and early September 144MHz opened up with contacts into F, PA and ON. Sunday 21 September produced QSOs with FC1AJD and F6ARQ (JN05) and HB9AEN/P (JN36). This was followed by F6DRO (JN03) at a distance of 852km, HB9SRJ/P (JN36) and DB3VE (JN39). With the 24th producing OZ1ALS (JO44) Jim has now worked 81 squares and 20 countries on




Fig. 1: As mentioned last month Flight Refuelling ARS (G4WHO/P) were active on 1.3 and 2.3GHz during v.h.f. NFD 1986. The 8 x 50-element 1.3GHz quad loop Yagi array and 2m diameter 2.3GHz parabolic dish, built by guess who, proved quite effective

Photo: Ashley Hulme G0CDY

144MHz. Heard but not worked on the 23rd were OK1KEI and DK2EG (JN59).

Ian Gilpin G1SMD, Poole, runs even less power, approximately 5W to a 6-element (ex GOAPI) quad. From his 6m a.s.l. QTH in a well built up part of the town Ian has experienced the first thrill of v.h.f. tropo. He notes, sadly, missing the monumental Sporadic-E opening on Saturday 20 September, during which many UK stations worked non-stop for nearly 3 hours into such exotic locations as OK, HA, YU, YO, and probably VO5. European contest stations brought contacts with FC1 DUZ/P

in the rare IN86 square (YG for you real OM's), PI4ALK and PI4VLI together with the ever present "so loud thought they were local" PE0MAR/P in JO21BX for a report of 54 and 769 serial no. Mid September brought contacts with GD, GW, GM, GI, ON, LX and HB9, making a current personal total of 10 countries and 37 squares with best DX to date being IT9. We can only wonder at what Ian will work when he finally withdraws the roots of his 7m scaffold pole from the salty edge of Poole Harbour and finds a "real" v.h.f. QTH.

Reports to arrive with John by 20 November

RTTY

Reports: as for VHF Bands, but please keep separate.

"Despite low levels of solar activity, the 14MHz band always has something to offer," wrote Len Fennelaw G4ODH from Wisbech.

This is very true. Newcomers to the data-mode of communications, who have a RTTY programme for their home computer, can gain a wealth of experience and chalk up some DX at the same time. Just tune around 14-090MHz at almost anytime during the day and, sometimes, much of the night.

One of my DX catches on this band was CO2BB, a DX group in Habana, Cuba. My report was acknowledged with their QSL card, Fig. 1.

Between August 12 and September 15, Len copied AMTOR signals from 2 countries on 3-5MHz, 4 on 7MHz and 23 on 14MHz, and RTTY stations from 3 countries on 3-5MHz, 5 on 7MHz and 57 on 14MHz. He also received three new prefixes this time, 5V7—Togo (on AMTOR), VP8—Falklands and EL2—Liberia (on RTTY), thus bringing his all time data score up to 126 countries.

On August 11, Geoffrey Powell, Tamworth, logged a CN8 and a German station, on 14MHz, who was calling "South Atlantic" and on the 12th he copied signals from Italy and Sweden on 3-5MHz. Geoffrey uses the new receive version, Telereader CD-660 communications decoder in conjunction with his receiver for reading AMTOR, Morse code and RTTY signals.

Len noted that signals from the 14MHz beacons CT3B, OH2B and ZS6DN/B were very strong during the evening of August 22 and after 2100, he copied RTTY traffic from Argentina and the Falkland Islands.

"I took advantage of a sporadic-E opening to work a few RTTY QSOs, on 28MHz, with DF8WO and IK2FIL on September 4," wrote Lawrence Morgan GMOATQ, Greenock. He also exchanged RTTY signals with AA4VI in Virginia, USA, and EA9MY, Melilla, North Africa, on 14MHz.

The best RTTY DX that I found on 14MHz, during a similar period, was WL7X, Fairbanks, Alaska, at 0927 on



by Ron Ham BRS15744

Fig. 2

Country (Prefix)	Frequency (MHz)		
	3-5	7	14
Austria (OE)			X
Brazil (PP, PT, PY)			X
Canada (VE, VO)			X
Canary Is (EA8)			X
Cyprus (ZC, 5B)			X
Denmark (OZ)			X
England (G)			X
France (F)			X
Greece (SV)			X
Italy (I, IK, IT)		X	X
Jersey (GJ)	X		
Poland (SP)			X
Portugal (CT)			X
Sicily (IT9)			X
South Africa (ZS)			X
Spain (EA)		X	X
Sweden (SM)			X
Switzerland (HB)		X	X
Tanzania (5H)			X
Togo (5V)			X
USA (W)			X
Venezuela (YV)			X
Wales (GW)			X
Germany (DF, DJ, DL)	X	X	X

September 10. Although his signals were chirpy, suffering from QSB and often watery, he seemed to have little trouble working stations in Europe and Scandinavia.

I also copied RTTY from France, Germany and Sweden on 3-5MHz; 6 prefixes, DJ, EA9, HB9, OK, ON and Y23, outside the UK on 7MHz this time and 3 German stations, in QSO with each other on 28MHz, during a Sporadic-E opening at 1125 on September 20.

My thanks to Geoffrey, Lawrence and Len for the information in their logs which I used to prepare the lists of AMTOR and RTTY signals, Figs. 2 and 3, heard or worked during this reporting period.

Fig. 3: The RTTY chart up until September 15

Country (Prefix)	Frequency (MHz)				
	3-5	7	14	21	28
Alaska (KL7/WL7)			X		
Argentina (LU)			X		
Austria (OE)		X	X		
Balearic Is (EA6)			X		
Belgium (ON)		X	X		
Brazil (PP, PT, PY)			X		
Bulgaria (LZ)			X		
Canada (VE, VO)			X		
Canary Is (EA8)			X		
Ceuta & Melilla (EA9)		X	X		
Cyprus (ZC, 5B)			X		
Czechoslovakia (OK)		X	X		
Denmark (OZ)			X		
Dominican Rep. (HI)			X		
East Germany (Y2)			X		
England (G)	X	X	X		
Falkland Is (VP8)			X		
Finland (OH)			X		
France (F)	X		X		
Gabon (TR)			X		
Gozo & Comino (9H4)			X		
Greece (SV)			X		
Hungary (HA)			X		
India (VU)			X		
Israel (4X)			X		
Italy (I, IK, IT)	X		X	X	X
Japan (JA)			X		
Korea (HL)			X		
Kuwait (9K)			X		
Lebanon (OD)			X		
Liberia (EL)			X		
Luxembourg (LX)			X		
Malta (9H)			X		
Morocco (CN)			X		
Netherlands (PA)	X		X		
Nigeria (5N)			X		
Norway (LA)			X		
Oman (A4X)			X		
Pakistan (AP)			X		
Poland (SP)			X		
Portugal (CT)			X		
Rumania (YO)			X		
Sardinia (IS)			X		
Scotland (GM)			X		
Sicily (IT9)			X		
South Africa (ZS)			X		
Spain (EA)		X	X		
Suriname (PZ)			X		
Sweden (SM)	X	X	X		
Switzerland (HB)		X	X		
Tanzania (5H)			X		
Trinidad (9Y)			X		
Turkey (TA)			X		
Ukraine (UT)			X		
USA (W)			X		
USSR (UA, UB)			X		
Vatican (HV)			X		
West Germany (DF, DJ, DL)	X	X	X		X
Yugoslavia (YU)			X		



Fig. 1

Make sure your reports are posted in time. They must arrive by November 20

THE NEVADA RANGE 934 MHz PERSONAL RADIO

DELTA 1

- Reliable 2 way communications from 5-250 miles (according to weather/location).
- Is available to any U.K. citizen or business for the cost of a £10 licence (obtainable from any post office).
- May be used for pleasure, domestic or business use.

The Delta 1 is a sophisticated "state of the art" transceiver offering high quality two way communications on the 934 MHz Personal Radio Band. It features a highly sensitive receiver, with scan, memory and search facilities. Nevada Communications also produce a complete range of accessories and antennas made to the same high standards.

Discover more about this exciting band by sending £1 to Telecomms and receive our new 934 MHz catalogue - packed full of useful info and details of the complete Nevada Range. (Includes a £2 Voucher).



TELECOMMS

WORLDWIDE DISTRIBUTORS FOR NEVADA COMMUNICATIONS

189 LONDON ROAD, NORTH END, PORTSMOUTH, PO2 9AE, TEL: (0705) 662145.
TELEX: 869107 TELCOM G. FAX: (0329) 221751

MAIL ORDER
IS OUR
SPECIALITY

58 High Street, Newport Pagnell, MK16 8AQ.

Trio

		P&P
TS440S	NEW Amateur band transceiver	
	General coverage RX	998.00 (—)
PS50	Heavy Duty PSU for TS440S	198.00 (5.00)
AT440	Auto ATU for TS440S	135.48 (3.00)
TS940S	9 Band TX General Cov RX	1895.00 (—)
TS930S	9 Band TX General Cov RX	1595.00 (—)
TS830S	160-10m Transceiver 9 Bands	981.59 (—)
AT230	All Band ATU/Power Meter	185.98 (2.00)
SP230	External Speaker Unit	56.03 (1.50)
TS530SP	160m-10m Transceiver	849.82 (—)
TS430S	160m-10m Transceiver	867.68 (—)
PS430	Matching Power Supply	151.48 (3.00)
SP430	Matching Speaker	39.50 (1.50)
MB430	Mobile Mounting Bracket	14.78 (1.50)
FM430	FM Board for TS430	45.00 (1.50)
SP120	Base Station External Speaker	36.33 (1.50)
MC50	Dual Impedance Desk Microphone	43.10 (1.50)
MC35S	Dist Microphone 50K ohm IMP	20.33 (1.00)
LF30A	HF Low Pass Filter 1kW	30.18 (1.00)
YK88A	6kHz AM filter for TS430S/440S	46.18 (1.00)
YK88C	500Hz CW filter for TS430/440/830/530	43.10 (1.00)
YK88CN	270Hz CW filter for TS430/440/830/530	51.11 (1.00)
YK88S	2.4kHz SSB filter for TS440S	44.34 (1.00)
YK88SN	1.8kHz SSB filter for TS430/440/830/530	43.71 (1.00)
MC85	Deluxe Desk Mic with	
	Audio Compensator	95.45 (2.50)
MC42S	Up-Down Hand Mic 8-Pin 500 Ohm	19.70 (1.50)
MC40S	Up-Down Hand Mic 6-Pin 500 Ohm	19.07 (1.50)
MC60A	Desk Mic with built-in Pre-amp	77.60 (2.50)
TM201A	2M 25W mobile	322.68 (—)
TH21E	2m Mini Handhelds	199.00 (—)
TH41E	70cm Mini Handhelds	240.79 (—)
HMC1	Headset with vox for TH21E/41E/2600/3600	30.80 (2.00)
SC8	case for TH21E/41E	11.09 (1.00)
DC21	DC/DC converter for TH21E/41E	23.40 (1.50)
TS711E	2M Base Stations	839.96 (—)
TS811E	70cm Base Stations	998.00 (—)
TR3600	70cm Handheld	353.48 (—)
TR2600	New 2m FM Synthesised Handheld	328.00 (—)
ST2	Base Stand	72.05 (1.50)
SMC30	Speaker Mike	26.47 (1.00)
MS1	Mobile Stand	41.88 (1.00)
R2000	Synthesised 200Hz-30MHz Receiver	565.32 (—)
HSS	Deluxe Headphones	32.02 (1.00)
SP40	Mobile External Speaker	19.70 (1.00)
TL922	160/10M 2kW Linear	1350.00 (7.00)
NEW		
TR751E	2M Multimode with DCL (mobile)	580.70 (3.00)
MU1	DCL option for TR751E	28.95 (1.00)

Linear Amps

MICROWAVE MODULES

MML144/30-LS	inc preamp (1/3w ip)	94.30 (2.00)
MML144/50-S	inc preamp, switchable	106.95 (2.00)
MML144/100-S	inc preamp (10w ip)	149.95 (2.50)
MML144/100-HS	inc preamp (25w ip)	159.95 (2.50)
MML144/100-LS	inc preamp (1/3w ip)	169.95 (2.50)
MML144/200S	inc preamp (3/10/25w ip)	334.65 (2.50)
MML432/30L	inc preamp (1/3w ip)	169.95 (2.00)
MML432/50	inc preamp (10w ip)	149.50 (2.00)
MML432/100	linear (10w ip)	334.65 (2.50)
MML144/28	2M linear transverter 10W output	129.95 (3.50)
MML144/28R	2M linear transverter 25W output	236.90 (3.50)
MML432/28S	70cms linear transverter 10W output	195.50 (3.50)
MML1295/144G	23cms linear transverter 2W output	298.75 (6.00)
MML44/28	2M converter	35.55 (2.50)
MML44V	2M RF switched GASFET preamp	37.90 (2.00)

B.N.O.S.

LPM 144-1-100	2m, 1W in, 100W out, preamp	197.50 (2.50)
LPM 144-3-100	2m, 3W in, 100W out, preamp	197.50 (2.50)
LPM 144-10-100	2m, 10W in, 100W out, preamp	175.00 (2.50)
LPM 144-25-160	2m, 25W in, 160W out, preamp	255.00 (2.50)
LPM 144-10-180	2m, 3W in, 180W out, preamp	295.00 (2.50)
LPM 144-10-180	2m, 10W in, 180W out, preamp	295.00 (2.50)
LP 144-3-50	2m 3W in, 50W out, preamp	125.00 (2.50)
LP 144-10-50	2m 10W in, 50W out, preamp	125.00 (2.50)
LPM 432-1-50	70cm, 1W in, 50W out, preamp	235.00 (2.50)
LPM 432-3-50	70cm, 3W in, 50W out, preamp	235.00 (2.50)
LPM 432-10-50	70cm, 10W in, 50W out, preamp	195.00 (2.50)
LPM 432-10-100	70cm, 10W in, 100W out, preamp	335.00 (2.50)

Yaesu

FT757GX	HF Transceiver	969.00 (—)
FC757	Auto A.T.U.	340.00 (2.00)
FP757HD	Heavy Duty PSU	239.00 (2.00)
FT757GX	Switched Mode PSU	199.00 (2.00)
MMB11	Mobile Bracket	37.50 (1.00)
NC11	Charger	10.50 (1.00)
CSC1A	Carrying Case	8.50 (1.00)
YHA15	2m Helical	7.50 (1.00)
YHA44D	70cm 1/2wave	12.50 (1.00)
YM49	Speaker Mike FT290/79	22.00 (1.00)
FT209RH	NEW 2m H/Held/C/W FN84	309.00 (—)
FT709R	70cm H/Held	319.00 (—)
FT709R	2m 25W F.M.	399.00 (—)
FT709R	2m/70cm/25W/25W	499.00 (—)
MMB10	Mobile Bracket FT209/709	10.00 (1.00)
NC9C	Charger	10.35 (1.00)
PA3	Car Adaptor/Charger	20.50 (1.00)

Royal Blue



Photo Acoustics have pleasure in presenting the ROYAL BLUE — a Short Wave Listeners folded dipole antenna that covers 2-30MHz. Its neat and compact design (just 6' tall) makes it ideal for unobtrusive outdoor or indoor use. It will work quite happily on your roof or stood in the corner of your shack. It is a truly versatile antenna that will pull in the DX and which works exceptionally well with modern receivers such as the Yaesu FRG8800, Icom R71, Trio R2000 and so on.

To buy this superb new antenna, just send us £25, plus £3 for postage and packing and we will rush one to you.

Yaesu (cont.)

YM24A	Speaker Mike FT208/708	27.00 (1.00)
FT726R	2m Base Station	999.00 (—)
430/726	70cm Module for above	349.00 (2.50)
FRG8800	HF Receiver	639.00 (—)
FRV8800	Converter 118-175 for above	100.00 (1.50)
MM188	Hand 600 8pin mic	20.00 (1.00)
MD188	Desk 600 8pin mic	79.00 (1.00)
MF1A38	Boom mobile mic	25.00 (1.00)
YH77	Lightweight phones	18.50 (1.00)
YH55	Padded phones	19.95 (1.00)
YH1	Lweight Mobile H/set-Boom mic	19.00 (1.00)
YH2	Lweight Mobile H/set-Boom mic	19.00 (1.00)
SB1	PTT Switch Box 208/708	21.00 (1.00)
SB2	PTT Switch Box 230/790	18.00 (1.00)
SB10	PTT Switch Box 270/2700	21.00 (1.00)
QTR24D	World Time Clock	38.00 (1.00)
NEW		
VT767GX	HF Gen. Coverage trans. with optional VHF/UHF/6M modules	1550.00 (—)
FL7000	Solid State linear with built in auto ATU 1600w	1600.00 (—)
FT727G	Dual Band handheld transceiver 144-146MHz	425.00 (3.00)
	430-440MHz up to 5W on each band	425.00 (3.00)
FT290RMK II	2M multimode portable/mobile/base	429.00 (3.00)
FT23R/FNB10	2M mini handheld with LCD display 5W	249.00 (2.00)
FT73R/FNB10	70cms mini handheld with LCD display 5W	269.00 (2.00)

Icom

IC751A	HF Transceiver	1465.00 (—)
IC735	New HF Transceiver	949.00 (—)
PS15	P.S. Unit	158.00 (4.00)
PS30	Systems p.s.u. 25A	343.85 (—)
SM6	Base microphone for 751/745	46.00 (1.00)
IC2900	2m 25W M/Mode	542.00 (—)
ICR71	General Coverage Receiver	378.00 (—)
IC02E	2m H/Held	299.00 (—)
IC04E	70cm handheld	299.00 (—)
BC35	Base Charger	70.15 (1.00)
HM9	Speaker mic	21.85 (1.00)
BP3	Std Battery Pack	29.90 (1.00)
BPS	High Power Battery Pack	60.95 (1.00)
CP1	Car Charging Lead	6.90 (1.00)
DC1	12V Adaptor	17.25 (1.00)
R7000	VHF/UHF Scanning Receiver	957.00 (—)
IC3200	70cm/20cm Mobile Transceiver	556.00 (—)

SPECIAL OFFER

IC505	50MHz multimode 10W ONLY	349.00 (3.00)
-------	--------------------------	---------------

NEW

IC29H	25W FM mobile (Tiny)	359.00 (3.00)
IC-Micro	45W FM mobile (Tiny)	399.00 (3.00)
	2 mini hand portable LCD display 1W P.O.A.	2.00 (2.00)

Power Supplies

DRAE	4 amp	40.50 (2.00)	BNO5	6 amp	69.00 (2.50)
	6 amp	63.00 (2.50)		12 amp	115.00 (3.00)
	12 amp	86.50 (3.00)		25 amp	169.00 (4.00)
	24 amp	125.00 (4.00)		40 amp	345.00 (4.00)

Aerial Rotators

KR400	Med/H Duty	129.95 (3.50)
KR500	6 core Elevation	139.95 (3.50)
KR400RC	5 core Medium Duty	159.95 (3.50)
KR600RC	6 core Heavy Duty	209.00 (3.50)
KC038	lower mast clamps	14.95 (2.00)
AR1002	Lightweight VHF Rotator	52.95 (3.50)
KC065	Rotary Bearing	26.00 (2.50)

Switches

Sigma	2 way S0239	17.50 (1.00)
Sigma	2 way 'n' S0239	22.95 (1.00)
Welz CH20A	2 way S0239	30.75 (1.00)
Welz CH20N	2 way 'n' S0239	54.00 (1.00)
Drae	3 way S0239	15.40 (1.00)
Drae	3 way 'n' S0239	19.90 (1.00)

CW/RTTY/Equipment

BENCHER		P&P
BY1	Squeeze Key, Black base	67.42 (2.00)
BY2	Squeeze Key, Chrome base	76.97 (2.00)
HI-MOUND MORSE KEYS		
HK708	Straight Key	21.82 (2.50)
HK702	Deluxe version of above on Marble Base	43.30 (3.00)
HK706	Straight key	21.80 (2.50)
HK707	Straight key	20.15 (2.50)
MK704	Squeeze paddle	20.25 (2.50)
MK705	Squeeze paddle on Marble Base	32.78 (3.00)

NEW

RTTY-EQUIPMENT

PK-232	Packet, Amtor, RTTY, CW, ASCII transceiver in one unit. Works with any computer equipped with an RS232 interface. 12V operated	269.95 (3.50)
FAX-1	NEW HF Fax receiver. Obtain weather maps, press photographs and satellite cloud cover detail on any Epson FX-80 compatible printer.	269.95 (3.50)
12V operated		269.95 (3.50)
Terminal Unit RTTY/AMTOR/ASCII/CW		245.00 (3.00)
Software for the above for the Commodore 64		51.75 (2.50)
Software for the above for the Commodore VIC 20		51.75 (2.50)
Software for the above for the BBC B		44.85 (2.50)
CWR 610E	RTTY/CW/ASCII Decoder	216.45 (3.00)
CD660	Amtor/RTTY/CW/ASCII decoder	231.00 (3.00)

Soon to be available software for the Amstrad 544 series.

KEYERS & ACCESSORIES

Star Master Key	Electronic Keyer	54.70 (3.00)
NEW Star		
	Masterkey electronics CMOS memory	95.00 (3.00)
	Keyer	13.65 (1.50)
TRX3	Morse Oscillator	52.00 (3.00)
Drae	Morse Tutor	56.50 (2.50)
Datong		

Sony

Sony	ICF 2001D 150KHz-30MHz, 76-108MHz, 108-136MHz. 32 memories AM/SSB/FM broadcast/Air-band	329.95 (3.00)
Sony	ICF7600D 150KHz-30MHz, 76-108MHz, 10 memories AM/SSB/FM broadcast receiver	179.95 (3.00)
Sony	Air 108-136MHz, 144-174MHz, 76-108MHz plus LW/MW/SW superb handheld receiver	249.95 (3.00)

Aerials

Tonna		
Tonna	5 element 50MHz	37.90 (5.00)
Tonna	9 element fixed 'N' socket 144MHz	27.80 (5.00)
Tonna	2x3 element 'N' socket 144MHz	52.10 (5.00)
Tonna	9 element portable 144MHz	29.80 (5.00)
Tonna	13 element portable 144MHz	41.40 (5.00)
Tonna	17 element 'N' socket 144MHz	55.40 (5.00)
Tonna	9 element 435MHz 'N' socket	25.80 (5.00)
Tonna	19 element 435MHz 'N' socket	30.95 (5.00)
Tonna	2x19 element 435MHz	36.00 (5.00)
Tonna	21 element 432MHz 'N' socket	40.15 (5.00)
Tonna	21 element 438MHz ATV	40.15 (5.00)
Tonna	23 element 1250MHz	27.75 (3.00)
Tonna	23 element 1296/1269MHz	27.75 (3.00)
Tonna	55 element 19 1296/1269MHz	44.75 (5.00)
GSRV	Full size 102'	16.75 (2.00)
GSRV	Half size 51'	14.25 (2.00)
HB9CV	2 metres	3.95 (3.00)
HB9CV	70cms	3.95 (2.00)
2 metre	Slim Jim	8.95 (2.50)
1-1 & 7-1	Baluns	12.95 (2.00)
3.7 and 7.1MHz	Traps (pair)	9.50 (2.00)
Dipole	Centrepieces	2.00 (0.50)
Copper wire	50M rolls hard drawn	7.95 (2.00)
CX140D	Masterhead coaxial relay with control box (weatherproof)	39.95 (3.00)
G-WHIP		
	Tribander helical mobile HF antenna 10/15/20 metres	45.50 (3.00)
	Coils for above for 40/80/160M	8.40 (1.50)
	Telescopic whip for above coils	5.50 (1.50)
	Base-mounted single hole fixing with 5M of coax	8.25 (2.00)
	Flexiwhip 10M antenna mobile	25.25 (3.00)
	Coils for above for 15/20/40/80/160M	8.40 (1.50)
	Multiselect 86 10/15/20M mobile auto selecting antenna	38.00 (3.00)
	Coils for above for 40/80/160M	8.40 (1.50)
	Telescopic whip for above coils	5.60 (1.50)
	Extended for fixed use with above aerials, improves LF band performance	14.55 (2.00)
	PL259 base loaded single band mobile aerials for 10/15/20/40	17.75 (2.00)
	PL259 base loaded single band mobile aerials for 80/160M	19.25 (2.00)
	(Above PL259 aerials will fit on normal S0239 mag mounts or S0239 gutter mounts.)	
	G8-100 8 band self selecting Base Station antenna. Ground mounting, complete with stake and radials.	
	All bands 10-80M	92.50 (5.00)
BOOKS		
	Confidential Frequency List (NEW Edition)	5.95 (0.75)
	Air Traffic Radio	2.00 (0.75)
	VHF/UHF airband frequency list	3.95 (0.75)
	The Complete guide to VHF/UHF frequencies 25-2000MHz (NEW)	4.95 (0.75)
	The International VHF FM guide	2.00 (0.75)
	SCANNERS (NEW Book)	7.95 (0.75)
	Towards the RAE	4.25 (0.75)
	Logbooks	3.50 (0.75)
SPECIAL OFFER		
Alinco ALM203E	2 metre handheld with 30W amplifier ONLY	249.95 (3.00)
Alinco ALR206E	25W FM mobile transceiver	249.95 (3.00)
Tonna	21 ele ATV old style (few only left)	27.90 (5.00)

NORTH LONDON AGENT: JIM SMITH G3HJF, 64 Galley Lane, Arkley, Barnet, Herts. EN5 4AL. For a demonstration of selected equipment, please Tel: 01-449 7135 10am-7pm Monday-Saturday. Only 2 miles from M25.

SPEND UP TO £1,200 INSTANTLY WITH A PHOTO ACOUSTICS LTD. CREDIT CHARGE CARD — APPLY FOR DETAILS
PART EXCHANGE WELCOME, ASK FOR KERRY G6LZF OR ANDY G4YOW
RETAIL SHOWROOM OPEN MONDAY-FRIDAY 9.30-5.30, SATURDAY 9.30-4.30
 Goods normally despatched within 24 hours. Prices correct at time of going to press — E&OE





by Pat Gowen G3IOR

Current Satellite News

This month we again start with news of the new "JO-12" satellite, alias "Fuji", which has been working very well indeed on the basic analogue mode, with lots of activity evidenced from some forty different DXCC countries. Good QSOs have been made by your scribe with many of the established satellite users normally found on RS or OSCAR-10 from Europe, North America and Asia, though none as yet in Africa or South America. (Australasia and Oceania, of course, will be quite impossible from Europe on Mode "JA", but this is where the "JD" store-and-forward mode will win out).

One evening's log in September shows RL7GBX, VU2LO, HG5AM, SV1OE, RA3AHN, HG3GJ, I5TDJ, UA4NM, VE2LI, VE3KLA, W1NU, W2RS, NN2T, W0RR, LX1SI, and many European countries, with quite a lot of G and DL stations evidenced.

Quite a few stations seem unaware of the inverted passband, and s.s.b. stations are frequently to be found in the c.w. lower end of the passband, some of these on l.s.b. This factor is complicated by stations using simple antennas who are unaware that they are accessing JO-12 when they are transmitting uplinks between 145-960 and 146-000MHz to RS-7, or between 145-910 and 145-950 to RS-5, in the correct band for those satellites, but adding to the chaos on the new bird. As feared, many new inexperienced users are employing far too much power than that required, and are badly blocking the passband for those who are employing the absolute maximum of 100W e.i.r.p. necessary. Regrettably some of these are same old transgressors who regularly blocked the older RS and OSCAR-10 satellites, who seem very slow to learn the basic requirements clearly demonstrating that a few moments spent improving the receiving system is far better for all than running an excessive power just to hear ones own signal. The number of amateurs heard "whistling their dogs" on the satellite had to be heard to be believed!

Many would-be users, particularly those using combined 70cm/2m beams, have found that the intermodulation products and the presence of a strong third harmonic from their uplink transmitter is severely desensitising their downlink receiver when they transmit. They are thus unable to hear their own downlink, and are unable either to net or to know which of the many "birdies" heard is their own return. The answer for this common problem is to use a good filter ahead of their receiver, either a commercially available model, or a home-brew, the suitable design, which may be obtained from the Practical Wireless Office, marked "Filters".

Many stations complain of a weak downlink, some of whom have been found to be using the right-hand circularly polarised antenna as for OSCAR-10, when left hand is the current preferred twist for JO-12 Mode "JA". This will become even more essential once the on-board magnet has stabilised the present satellite topple and spin to bring it into line with the earth's geo-magnetic field, phase locking the attitude with the orbital period.

The downlink has been copied, albeit

weakly, by users using a simple dipole or ground plane, so it is mainly a matter of low feeder loss, a relatively low noise front end, and a suitable antenna that is needed to produce clear signals from the transponded signals that vary from some 1 watt for alligators, down to the beacon level of 100mW.

Those with good receiving capability will be aware of the "birdy" located some 49kHz above the 435797.2kHz nominal beacon frequency. This is an intermodulation product caused by a minor limitation of p.a. base current, and nothing to worry about.

At the time of writing, the satellite is still noticeably gyrating, that is to say behaving like a spinning top at slow down, with a distinct wobble, the "top" pointing to us from the west at the commencement of an overhead orbit, giving a right-hand circular polarisation preference, changing at TCA, the time of closest approach, and leaving us east-bound with a left-hand circular preference as we see the "bottom" of the receding satellite. In time, thought to be by the end of October, the pair of bar-magnets mounted to the Z-axis will bring JO-12 in line with the earth's magnetic field, behaving in the same way as a compass needle when it at first oscillates and finally comes to rest. This will mean that with close to overhead passes in the UK, we will first see a squint angle of some forty-five degrees off axis at AOS, then looking mainly into the base at TCA on high elevation passes, the satellite then leaving us angulated again at LOS.

Miki JR1SWB, who is currently active from Nairobi on the satellite, (and on Packet) has sent in the values of the "revised" telemetry checked just before launch, which now reads as in Table. 1.

All in Table 1 have "N" as the value transmitted following the channel indication number (see the September issue column on the telemetry of JAS-1). Already, the "3" prefix channels are showing a cooling of the spacecraft, hopefully toward the ideal zero degrees centigrade that NiCad cells, with their characteristic negative temperature co-efficient, seem to prefer. The battery seems perfect although the transponder was on continuously for the first few weeks of operation. In September, the satellite was out of sunlight for up to 35 minutes per orbit, and for this reason, plus the need to test and load programs to test the digital mode, Mondays and Fridays were instituted as "off" days. November brings it back to continuous sunlight charging again.

Already the digital mode has been tested, and the 145-920MHz one watt "JD" mode downlink proved to be the needed 10dB improvement expected over the "JA" Mode 20 w.p.m. c.w. beacon. It is hoped that the programs will be written and loaded, and that the "store and forward" system will be operating by the time this column reaches you.

JO-12 is now known to be object 86-61-B, catalogue number 16909, having been refined by NORAD radar tracking from object 86-61-A, catalogue number

16908, which is the mirror-ball, known as "EGP" (Experimental Geodetic Payload) before launch, and now as "EGS-1" (Experimental Geodetic Satellite No. 1) and also as "Ajisai" (the name of the Hydrangea flower, as is "Fuji"—the Japanese name for Wisteria. The Japanese name all of their satellites with flower names).

Reflections on "Ajisai"

"Ajisai" is being used for phased laser reflection to accurately determine the movement of land and island site areas, playing a useful role in plate tectonics research, an area of science much valued in Japan because of the possibilities of earthquake forecasting. It has no beacon, nor any active electronics aboard whatsoever, but has its surface covered with many laser retro-reflectors and plane mirrors. The corner reflectors consist of 120 clusters of 12 cubes around the centre, each being the corner of a cube so set that three faces meet at 90 degrees at the vertex. An equilateral triangle is thus formed on illumination of the 0.1 light wavelength accurately polished silica glass.

It can be seen by the naked eye, better with binoculars, at magnitude 1 to 3, as a twinkling star, about as bright as Polaris, the Pole Star, but flashing six times each rotation, or some two flashes per second. The flashes are brought about by the 40 r.p.m. spin of the satellite, and are actually of only 5 milliseconds duration, but the persistence of vision of the human retina means that it appears longer, without the total extinctions between the flashes being obvious as they are to sensitive detectors. There is now thought to be little hope of "bouncing" an amateur radio signal from EGS-1, as the basic structure is of glass-fibre, however, for those who wish to try, or merely to see it after dusk and before dawn.

The carrier rocket 2nd stage, which has now undergone a change of orbit, can also clearly be seen, and shows a blue glow around the bright centre, caused by the ionisation of intentionally vented hydrogen gas propellant in sunlight, the purpose of which was to lighten and thus bring about an earlier de-orbit. Even JO-12 itself can be seen under suitable conditions, e.g. a pollution free dark sky such as at the coast, and has been observed by G3IOR, VE3DSO, and many more. It too exhibits a blue colour with a noticeable twinkle, brought about by sun reflection from the solar panels as it rotates and topples.

JO-12 Operating

John Branegan GM4IHJ, who is an old hand at Mode "J" operating, has kindly shared his earlier experience, helping some of the operators now getting their first taste of Mode J operating. Now that "Fuji" JAS1 is aloft and working they are finding out that like its illustrious predecessor OSCAR 8J, Fuji is a much more difficult target than the older circular orbiters. It came as no surprise to John that some 90 per cent of the JO-12 operators in the first few weeks of use were not getting QSOs, whilst a few well trained ex-OSCAR 8 Mode "J" types were having a ball. How do some operators manage an easy passage on our latest satellite? Here are some good tips from GM4IHJ, based on his considerable experience.

1. EQUIPMENT. Sensitive 435MHz reception is a must, but be careful. A lot of good pre-amplifiers and receivers use bi-

Channel	Content	Calculation
1A	Total Solar Panel Current	$20 \times (N+4) \text{ mA}$
1B	Battery Charge/Discharge	$40 \times (N-46) \text{ mA}$
1C	Battery Voltage	$(N+4) \times 0.22 \text{ V}$
1D	Half-Battery Voltage	$(N+4) \times 0.098 \text{ V}$
2A	Bus Voltage	$(N+4) \times 0.20 \text{ V}$
2B	+5V Regulator Voltage	$(N+4) \times 0.60 \text{ V}$
2C	JTA Power Output	$2.0 \times (N+4) \wedge 1.618 \text{ mW}$
2D	Calibration Voltage 1	$(N+4) / 50 \text{ V}$
3A	Battery Temperature	$1.5 \times (62-N) \text{ deg C}$
3B	Baseplate Temperature 1	$1.5 \times (62-N) \text{ deg C}$
3C	Baseplate Temperature 2	$1.5 \times (62-N) \text{ deg C}$
3D	Baseplate Temperature 3	$1.5 \times (62-N) \text{ deg C}$

Table 1



DP0SL
West German Amateur Radio Club
Station in Space

DOK
D1

To: *66L04*

OPERATORS: Science Astronauts

CONFIRMING: A two-way contact

Your call logged on tape

Your station report

Dr. Reinhard Furrer, DOK D1

Dr. Ernst Wesselschlag, DOK D1

Dr. Guido Oetzel, PE 1 LPD

DP0SL has been two years in orbit. It has been the first German satellite in space. It has been the first German satellite in space. It has been the first German satellite in space.

Fig. 1

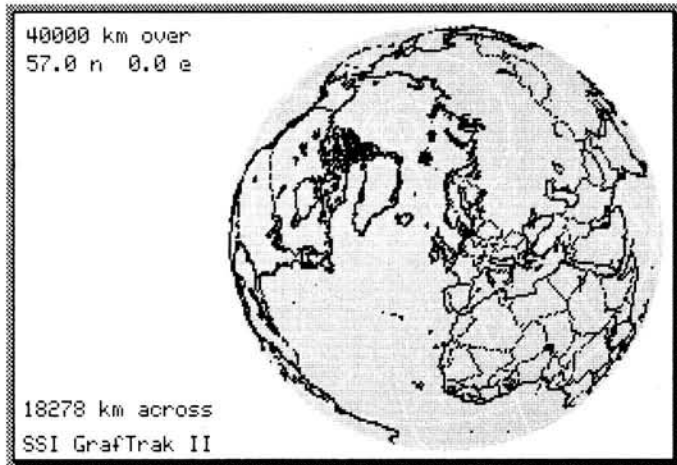


Fig. 5: Graftrak simulation by WA2LQQ. How earth is "seen" by a Molniya type orbit

Fig. 3




Fig. 6: The very modern station of JR1WZI




Fig. 2: The 1965 station of EA4AO, who made the first transatlantic satellite QSO with W2AZL

Fig. 4: The modern station of JR1WZI, who has worked 64 different stations around the world




Fig. 7: The latest picture from Uo9

polar front ends. These are very prone to overload if hit by a powerful signal, and in many cases the 145MHz uplink provides enough 3rd harmonic content in the 435MHz front end to destroy all incoming signals. FET pre-amps, low noise mixers, and if found to be necessary a 435MHz cavity filter in the 435MHz antenna line is the best solution.

2. FINDING THE SATELLITE. The Doppler shift is fierce on "J" Mode, so alert operators make full use of a computer prediction of Doppler, so that they always know where the beacon has moved to.

3. TUNING. Once you have found the beacon, you can then tune up the band to find someone to talk to, but, how do you tune your uplink onto him when you find him? The remedy is simple—if your 144MHz has "Transmit Incremental Tuning" (TIT) you briefly key your TX on c.w. with the TIT set about 2.5kHz high. Tune your signal quickly to zero beat that of the station you wish to contact, then switch off TIT, switch from c.w. to l.s.b., and start calling.

4. ANSWERING CQs. Do NOT call "GM4IHJ, Golf Mexico four Italy Hotel Japan, GM4IHJ, ditto, ditto, ad infinitum" as so many stations seem to do. Remem-

ber, he knows well and can probably recognise his own call, backwards, forwards or sideways. What he does not know until you tell him slowly and clearly, is YOUR call. Use a reply such as "EI6AS this is W1UW, Whiskey One Uniform Whiskey, Washington One United Washington, W1UW . . ." etc., thereby giving him plenty of opportunity to identify you even in fading and marginal conditions, and whilst he is tuning to correct any Doppler offset.

5. Doppler. When you get a contact try to stay on the same downlink frequency by gently tuning your transmitter. Remember that the JO-12 Doppler is causing downlink signals to ALWAYS go DOWN in frequency, so practice automatically tuning your uplink transmitter ONE way, always UP, to correct the Doppler shift experienced. If you find the rapid Doppler swing on an overhead pass too fierce to follow, try first practising on the much slower Doppler you will get on orbits near your horizon. You lose very little by this because the best DX is obtained when JAS is near your horizon, i.e. closer to the furthest stations. Overhead orbits produce only local contacts.

6. Doppler DIFFERENCE. Remember that

stations at some distance from you are in quite a different part of the satellite pass than you are. When you begin to hear Americans they are already in the last part of their pass, so they have a slowly reducing Doppler shift. By contrast, you, at the beginning of your pass, are experiencing a Doppler shift which is getting faster. Naturally at the end of your pass when the satellite is to your east, you will hear a slowly descending Doppler, whilst the UA you are talking to has a Doppler which is descending fast. Thus, please try to appreciate what the other man is experiencing. Remember that the operator who is in the middle of his satellite pass has the most difficult job, and is also trying to track the now fast changing satellite in both azimuth and elevation.

It was often suggested that the previous problems of constant receiver and transmitter tuning, antenna azimuth and elevation tracking, switching, keying, writing and noting required at least eight appendages, and that only an octopus could be a good A-O-8 'J' operator. Please be assured JO-12 is much easier, as its passage across the sky is slower, its Doppler is slower, its overs are longer, and it gives greater range. In fact, it is a super satellite,

Practical Wireless, December 1986

as we are sure all who are prepared to work at it will soon discover.

Users and listeners reports on the new satellite for the February column need to be in with G3IOR by 20 November. It will be interesting to discover what rare DXCC countries are populating JO-12, and what the ultimate DX distance QSO is.

RS-5 & 7

Whilst RS-7 has been continuously active during full orbit sunlight on both transponder and ROBOT mode simultaneously, the same cannot be said for RS-5, whose battery has little capacity left now. RS-5 continuously switches itself off when overloaded by alligators, as the bus voltage falls to that predetermined value automatically shutting down the transponder. The problem is that of poor regulation, there being little battery back-up, as little more than the raw solar panel current is available. When excess current is drawn, the bus voltage drops, and off goes the transponder, which cannot be put on again until in range of one of the USSR command stations. Thus, the answer for the continuity of the use of RS-5, and even RS-7, is in the hands of the users.

On 18 September RS-7 started a new eclipse period, and RS-5 followed suit on 23 September. A new schedule commenced on 23 September which should have RS-7 activated for transponding between 0500 and 0900UTC, with occasional ROBOT operation, and with RS-5 operations from 0900 to 1300UTC, batteries and alligators permitting. If the satellites survive the rigours of the eclipse, they will be back in full sunlight when the new 24 hour per day (except Wednesdays MSK) starts again on 8 December 1986.

Bill Kelly of Belfast, despite a bout of ill health, kept up his usual listening watch on the series, and sends in an imposing list of calls. Some are new to the satellite scene, such as Y25LI, IW5BHI, IT5ITU, RA3PU, UA9LQ, RA4CAK, UV9FF, UZ9WWK, HG7BFK, UA9FIZ, DK8NX, PA0IFB/A, RA3UUD, RA6HKQ, OH8EK, W3LCZ, SM7ICL, SM4DOG, SM4BKD, GM4DGT, PA3EKM, RA3PU, HG8KGS/P, VE1BZV, SP7BGA, SP6BCA, while many are heard with regularity, such as G3DDG, RS3A, DJ3UH, F3KI, G4LWM, HG8CF, G0DLJ, UA1QEK, UZ1AWT, SM7BYU, RA9YG, W3TFA, G3CAG, G3BGM, OZ1BUR, RB4IYF, UA4NM, F9EA, F6GOY, G4ULS, HG5AM, UA0AIS, F9YW, OE1LM, UA3VB, UK3A, SP7BCA, EB8QC, HG5DE, YO2IS, SP9DH, UL7CBP, DL1HAE, OH2BDQ, G3AJX, and a whole lot more, without whom a pass would seem devoid of activity. During the September activity week, the 40kHz passbands were really crammed, and so much power was activating the a.i.c. that G3IOR's 100W e.r.p. was barely audible!

RS-9 & 10

The new pair of RS satellites, originally hoped for much earlier this year, have again been deferred due to no positive launch opportunity being in evidence. "It would now appear that there is little chance of launch this year" says Leonid Labutin UA3CR "and that we are now hoping to have them in orbit early next year, possibly late January or early February 1987".

OSCAR-10

OSCAR-10 has been losing memory just about as fast as DJ4ZC can re-route and load new programs to attempt to maintain

the satellite in operational mode. At the time of writing the beacon is a plain unmodulated carrier, thus giving no indication of the battery condition. However, the transponder has been on, and was for a time able to be used for small parts of each orbit at low power. How things will be by the time you receive this news is anybody's guess, but it has to be said that the long term outlook is bleak.

Readers will be aware that the nets and media have been carrying urgent requests for the cessation of all transmissions through A-O-10 following a brief re-appearance of transponder activity.

The origins of the problems that have brought forth the requirement commenced in the initial injection of the satellite, which should have been at a 57 degree inclination with a 1500km perigee. Due to kick motor firing problems, the satellite finished up with a 26 degree inclination with a 3000km perigee, which means that OSCAR-10 passes through the Van Allen radiation belt twice daily, thus being exposed to intense radiation giving depletion layer ionisation that has destroyed a major part of the controlling computer memory, called the "IHU" (Internal Housekeeping Unit).

As this column is being written in late September, loss of command, control and the telemetry is being experienced, the last of which means that the battery voltage is unknown. As the satellite is soon coming to a sun angle that will eclipse the solar cells and prevent battery re-charge, this will result in a drastic reduction in the power supply level and threatens the total loss of the IHU, especially if the limited battery charge is taken by stations employing the satellite's transponders. It is for this reason that AMSAT have been requesting no use of the systems if the transponder is found on due to loss of command.

It is possible that the satellite may survive the eclipse, and the battery the very low temperatures experienced, and it is still possible that users may be asked during this time to load the satellite in order to fully discharge the battery, thus permitting a "wipe" of any charges on the c.m.o.s. IHU memory by de-powering, and then to permit a steady re-charge as the satellite returns to solar cell illumination in the hope that re-programming of the computer will permit operations to continue. At this time it is imperative that potential users closely follow the numerous AMSAT nets to learn of the changing situation, in order to assist with the planned programme instituted by the command stations in trying to maintain OSCAR-10 as a functional satellite.

Currently large scale effort is being put into attempting to load programs that will permit sun attitude changes by magnetorquing, by command stations in Germany, Canada, New Zealand and Australia, and all available power is needed for this attempt. By November, when you will be reading this column, we should know if the attempted resurrection has been successful.

Phase III-C

The successor to OSCAR-10 still looks hopeful in mid-1987, and it should prove to be bigger and better, with improved shielding for the memory. Already AMSAT have obtained at bargain costs a new series of Harris memory modules valued at US\$ 80 000 for the OSCAR-10 successor that are far more radiation hardened than those in the current satellite. Additional

memory will also be provided to 32Kbytes that will give additional bulletin facilities and also act as a "spare" facility back up.

A computer print out from AMSAT President WA2LQQ (Fig. 5) shows the "view" from the coming satellite as it is above the UK at 57 degrees North, 0 degrees East, with four continents having simultaneous access!

Phase IV

AMSAT have now formulated a one year study programme that could see the launch of a pair of geosynchronous satellites that would provide high speed packet trunks, digital ATV and intercontinental QSO between mobile and hand-held walkie talkie users by 1990-1991.

Already launch opportunities can be seen that will permit amateurs to fully occupy the precious u.h.f. and s.h.f. bands that are being looked at with greed by commercial interests, by utilising the 2m, 70cm, 24cm and 13cm bands. One GEOSAT placed over the equator 47 degrees west interlinked by ground station relay to another over 145 degrees west is under consideration to provide virtual world wide amateur communications independent of the vagaries of our sun.

Technically, all is possible, and it remains to be seen if the £700K needed for the project (four times the cost of OSCAR-10) can be realised by the "ways and means" group by international funding and donation.

MIR and Salyut-7

Both space stations are unoccupied at the time of writing, and Salyut-7 has been boosted up to a higher orbit to continue its passage in acting as a store and supply source to future MIR activities.

In late September, Bandi, of HG5BME, the Technical University of Budapest, went to Moscow to discuss with the DOSAAF satellite group feasibility of having a "ham in space" mission from the space station(s), and other related amateur radio space activities.

John Branegan GM4IHJ, has been pursuing a very interesting study of the propagational variables of the Cosmos 19-955MHz beacon attached to Salyut-7 that is evidencing some fascinating new information by outdating some of the earlier assumptions of earth-F2 earth reflections considered responsible for sub-horizon reception of satellite signals coming from above and within the ionosphere. In the same way as looking through the sea tells one far more of its content than merely observing surface reflections, the satellite h.f. path is giving much data that we hope to give some details of in a future column.

UoSATS

The bulletin board of UoSAT-OSCAR-9 which has been giving regular news weekly updated for transmission each Saturday and Sunday may soon be changed to hold a content that stays on board for one month, whilst UoSAT-OSCAR-11 will continue to have its bulletin updated on a weekly basis, or even more frequently if some hot news comes about. Some of our readers who obtained the earlier tapes of computer programs have found that they are no longer decoding the telemetry, which has changed its format. If they return their tapes to source with postage, they can have them replaced with the new

program that will perform on the new format as before.

U-o-9 will carry the monthly bulletin with the months schedule, including WOD (Whole Orbit Data) surveys, the diary description, and any special events. The 21MHz beacon will be on daily, and new WOD surveys will commence on a daily basis, with the radiation experiment (channel 3) on three consecutive days, probably starting Saturdays. CCD images will be sent down on Wednesdays, of images taken the previous Thursday, and listed as to when taken in the diary. The latest picture is shown in Fig. 7.

In addition to the usual 2m (145-825MHz) transmission, U-o-11 includes the 70cm and 2GHz experiment, and will contain both bulletins and the latest Keplerian elements for all the main satellites. The digi-talker, with its larger vocabulary and greater f.m. deviation, (hence better readability) will come on Wednesdays, primarily for school use. Reports of the 2GHz beacon that will transmit on Saturdays would be appreciated, as would requests for any special contents on the WOD channels. Wednesday will be the day for 70cm deployment. The diary including the WOD, telemetry, status points and bulletin will be on Saturdays and Sundays, and the memory loading for all of this will be accomplished on Thursdays.

UA3CR/MM and 4K1

Leo and the UK3KP Antarctic expedition will leave Moscow by boat in mid-October, and will be active on f.m. as they come down the North Sea using the calls EK3KP,

4K1CR, UA3CR, UK3KP, etc. They will try to come up on S20 and the repeaters when accessible and would like to talk satellites and the like to interested callers. They will hope to call in the 3-782MHz AMSAT-UK nets, and will be on 14-182MHz as they go to the pole via Las Palmas and Montevideo, arriving on the Antarctic mainland on Christmas day. They will be active on the satellites from 4K1CR and 4K1KP, and will be navigating across the continent by using COSPAS/SARSAT information on the UoSAT digi-talker if all the plans work out. If all goes well, it may be possible for them to carry a new solid state DCE (Data Communications Experiment) package now developed by the University of Surrey UoSAT team in order to prove the effectiveness of communications with digital communications from a remote area. All in all, it looks like being an excellent piece of international amateur radio co-operation.

DPOSL

It would appear that the list of stations taped by the SPACELAB STS 61-A SHUTTLE DPOSL operation was incomplete, as Doug Nicolson G0FBS, nee G6LBU, has sent in his QSL card (Fig. 1) to confirm this fact. Doug received his card in May, and hopes that some more readers may be fortunate to yet get a QSL following more fine attention to the tape made on the mission.

Reports to arrive by November 20

Quarter Century of HAMSATs

December 12 marks 25 years of amateur satellites commemorating a quarter of a century of OSCAR, as it was this day in 1961 when OSCAR-1 was launched, to send its "Hi Hi" around our planet. Since then, enormous strides have been made in this part of our hobby, which could hardly have been envisaged by the enthusiasts of those times. To remind readers of those who helped make history, Figs. 2 and 3 show the station of Jesus EA4AO, taken in 1965 when he was very active on OSCAR-3. Note the station equipment, and the earth globe used for tracking the satellite. Jesus is still active on all the new modes and orbiters, and is on OSCAR-10 Mode "L" now. If we make a comparison with Figs. 4 and 6, the ultra modern station and dish of JR1WZL, who has worked 64 different stations around the world on Mode "L" (including EA4AO) we can see that things have moved on more than a little.

To commemorate the anniversary, veteran and new OSCAR operators alike will be encouraged to polish their operating skills over the entire month of December by contacting as many other 'oscarators' as possible via the satellites, to exchange your AMSAT membership numbers, your international satellite organisations, satellites worked through, and to compare experiences in time. The top ten stations will be recognised with a unique engraved OSCAR 25th. Anniversary Operating Even Plaque, and all who enter will receive an OSCAR 25th Anniversary Operating Event Certificate.

VHF BANDS

Reports to: Ron Ham BR51744, Faraday, Grayfriars, Storrington, West Sussex RH20 4HE.

Regular readers will know that my columns usually run from the 15th of a month to the 14th of the following, however, this time it is extended by about 10 days, by the change in publication date. This change should help toward closing that unavoidable gap between the time when I receive your reports and when you see to them in PW. Be sure to get your reports to me in time, see the dates at the end of the section.

Solar

"Allan Doherty G8YDZ, mentions that he worked OY9JD and a couple of GMs during an aurora on August 20, and Ray James GM4CXM was on a meteor scatter sked at 0500 on September 12 and found that the signals from the beacons at Keil—DL0PR 144-910MHz and Lerwick—GB3LER 144-965MHz, were tone-A," wrote Lawrence Morgan GMOATQ from Greenock. He added, "At 1800, I heard GM4IPK, 100 per cent auroral on s.s.b."

"Auroral activity was trickling away from August 28 to 31, with reports from Halifax, Nova Scotia, on the 30th and observations from northern Scotland," said Ron Livesey, Glasgow. He is the auroral coordinator for the British Astronomical Association. Ron also received reports of aurora on September 5 and 11, from the weathership, *Cumulus* and observers in Northumberland and Stornoway. Karl Lewis in Saltash, told Ron that his magnetometer was very un-

settled on August 21, 22 and 29 and stormy on the 30th and Ron's own magnetometer was particularly active on September 4, 5, 11, 12, 13, 17 and 20. "Most aurorae at this time mainly appear as arcs, rayed arcs or rayed bundles, sometimes quiet, sometimes active, but usually at the higher magnetic latitudes. These are the coronal hole or sunspot minimum high speed solar wind streams, so, although there is seldom a sunspot to be seen at present, disturbance of the earth's magnetic field does not cease," writes Ron. He also received reports of auroral disturbance to radio signals from August 21 to 24 and on September 12. The U.S. Space Environmental Services, Boulder, Colorado, listed, "Major storm at high latitudes," from 21 to 24 and, "some high latitude activity from 25 to 31."

Fred Pallant G3RNM in Storrington, worked a couple of GMs on 28MHz, around 1900 on the 26th and noted that the signals from the station in Aberdeen were raspy, but those from the GM in Elgin were normal.

Gerry Brownlow observed a blackout on the 14MHz band while he was operating the Chalk Pits Museum station GB3CPM, at Amberley, during the morning of the 31st.

Ted Waring in Bristol, observed a single sunspot on August 27 and September 3. At his observatory in Selsey, Patrick



by Ron Ham BR51744

Moore, made a drawing of the sunspot on the 27th, Fig. 1. From Johannesburg, Bob Anderson's group counted 5 spots in a group on August 21, 3 on the 22nd and 2 on days 23, 24 to 28 and 31. "Overcast and rain on 29/30," said Bob. In Sevenoaks, Cmdr. Henry Hatfield, using his spectroheliograph on August 23, 29 and 31 and September 2, 4, 5, 8, 9 and 10, observed one or two spots on the disc at any one time together with 3 or 4 filaments and a few quiet prominences. "On days 9 and 10, a small spot was seen in latitude 26°N, possibly indicating that it is one of the first of the new series," said Henry.

Sporadic-E

I see in the Chichester Club newsletter that Kevin Piper G0CHE, is always looking for contacts on 144MHz during Sporadic-E openings. In June and July he worked stations in Italy, Malta, Sweden, USSR and Yugoslavia, thus adding 5 new locator squares to his total during the 1986 Sporadic-E season. At the end of the season, I counted 17 very strong signals from eastern-European f.m. broadcast stations, operating between 66 and 73MHz, during an opening around 1815 on September 5

Hand-drawn sketch of a sunspot on 144.025 MHz, 28 Aug 1986



AFN—Serving American Forces in Europe

Fig. 1

Practical Wireless, December 1986

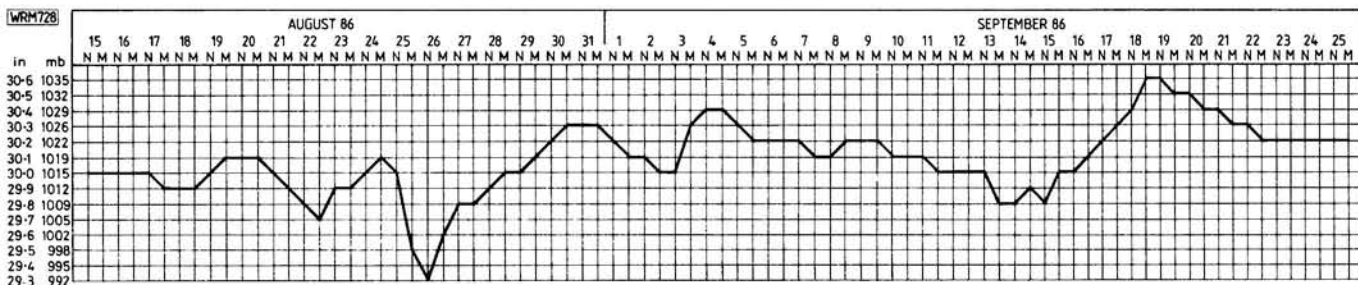



Fig. 2 ▲



▲ Fig. 3

and 46 such signals while a very intense disturbance was in progress at 0839 on the 20th.

The 28MHz Band

"Plenty of Sporadic-E openings on 28MHz through August with most European countries being heard," writes **Dave Lingard G0CLH** from Birmingham. He also worked 5N9GM on the 17th, 4X6DK on September 5 and stations in CE, CT, LU, PY, ZP and 9Y, on the 14th.

At 1534 on the 8th, Fred Pallant logged an EA at good strength and between 1900 and 1930 he received s.s.b. signals from Brazil, Scandinavia and the USSR.

During the month prior to September 15, **Don Hodgkinson G0EZI** in Hanworth worked CE3HFI, LX1GQ and UM8MIG, giving him three new countries, plus stations in Argentina and Brazil. "Luxembourg is a difficult country to work from this QTH because the distance appears to be too short for normal Sporadic-E," said Don. He also heard, but did not work, s.s.b. signals from CE3JED, LU1HOO, LU3MAM, LU7HJM, LU9ENE, PP5AN, PT9ZZ, PY1YT, PY7ZZ, ZP5PMQ and 5N9GM. "A rather strange one, on c.w., on the 14th was PU2LOK, presumably from Brazil," observed Don. While on holiday near Dumfries early in September, Brazil was the best DX heard by **Gordon Pheasant G4BPY**. He was using his Sony ICF-2001D and a wire dipole on the Galloway hills.

I received c.w. signals from Scandinavian stations at 1640 on August 22 and Europeans at 0845 on September 20.

During the month of August, **Filip Rogister** was delighted to work European and British amateurs on the 14, 21 and 28MHz bands, using the callsign ON1BRL/EA, from a sea level location at Lage on the Atlantic coast of Spain. Filip, now resident in the UK, used an FT-102 with wire dipoles at only 9m a.g.l. He often heard British f.m. stations on 29MHz many times, like locals, as well as signals from the Rutherford Appleton Labs. beacon—GB3RAL, which he cannot normally hear in Belgium and Luxembourg.

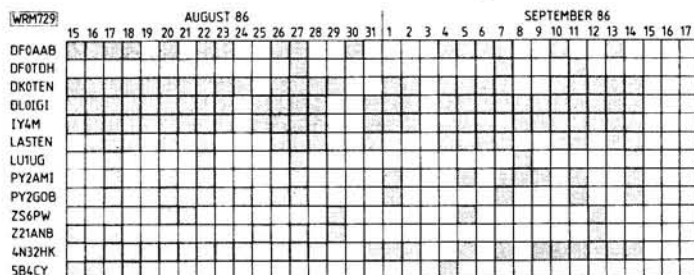


Fig. 4 ►

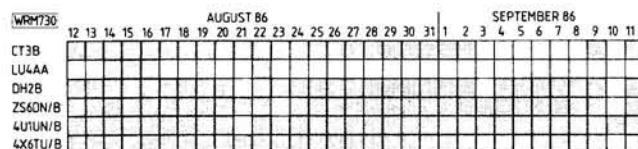


Fig. 5 ►

Propagation Beacons

First, my thanks to **Chris van den Berg**, The Hague, **Len Fennelow G4ODH** in Wisbech, **Henry Hatfield**, **Don Hodgkinson**, **Norman Hyde G2AIH** from Epsom Downs, **Bill Kelly** in Belfast, **Lawrence Morgan**, **Ted Owen** in Maldon, **Fred Pallant**, **Gordon Pheasant**, **Filip Rogister** and **Ted Waring**, for their routine beacon observations which enabled me to prepare our monthly 28MHz chart, Fig. 4.

"This month, rather dull, skip seemed to be confined to Europe, though occasionally down to the Mediterranean area," wrote **Bill Kelly**.

"It was good to hear the Brazilian beacons coming through more frequently, usually in the late afternoon/evening, though nothing else from South America was heard," remarked **Don Hodgkinson**. He continued, "An interesting one, first heard on August 28, was G3NQF at 1845GMT, sending, "DE G3NQF QTH STROUD LAT 51N 2W PWR 50W ANT 5/8 GP" on 28.211MHz. Stroud is about 130km from here, so I put that down to good groundwave conditions. I received this signal again at 2154GMT on September 11 on 28.200MHz, with a different message format, "DE G3NQF QTH 51N 2W STROUD PWR 5W ANT 5/8 GP" and lower power. During a QSO with a Yugoslavian station, Don learnt that a new v.h.f. beacon 4N3ZVK, replacing YU3VHF, on 144.927MHz, is on the same site as 4N3ZHK. "Both beacons are 1219m a.s.l. at locator JN76MC," said Don. He also gets reports that signals from GB3RAL are being heard in various parts of Europe.

Gordon Pheasant received signals from the German and Italian beacons DK0TEN and IY4M, via meteor scatter on September 3 and from the 50MHz beacon in Gibraltar ZB2VHF on days 6 and 8.

"14MHz beacons have shown a very consistent pattern, apart from the disappearance of CT3B for a whole week in early September. LU4AA was logged 4 times," reported **Len Fennelow**, for the month ending on September 11 (Fig. 5).

The generally high atmospheric pressure

enabled **Don Hodgkinson** to receive signals from the 144MHz beacons at Cornwall GB3CTC and Wrotham GB3VHF, each day from August 15 to September 14, the Angus beacon GB3ANG on days 18, 19, 24 and 31 and September 14. He also logged the French beacon FX0THF on September 11 to 14 inclusive and FX3THF on August 16, 19–22, 24 and 30 and September 1, 2, 4, 6, 11, 12 and 14.

Both **Chris van den Berg** and I received signals from GB3VHF each day from August 15 to September 10.

Tropospheric

The slightly rounded atmospheric pressure readings, Fig. 2, were taken at noon and midnight between August 15 and September 25 from the Short and Mason Barograph installed at my QTH. Briefly, even the small fluctuations in the predominantly high pressure, throughout the period, were good news for the v.h.f./u.h.f. enthusiast. Although a real big opening was lacking, several minor events occurred which frequently disturbed Band II and the 144MHz repeater network. Between August 15 and September 10, **Chris van den Berg** received signals almost daily from the repeaters in Belgium—ON0OV, France—FZ2THF and the UK—Danbury GB3DA on R5, on August 17 and 29 and September 1, 4, 5 and 10, Maidstone—GB3KN R4 on August 23 and September 1, 5 and 7 to 10 and Tacolneston—GB3NB R1 on August 15, 16, 17, 22 and 24 and September 5 and 10.

"The RSGB/IARU 144MHz contest, on September 6/7, produced good conditions and plenty of activity, including Continentals," wrote **George Haylock G2DHF** from Sidcup. Although his best DX was with PA0GUS/P, at 490km, George was delighted to work G4APA/P in north Yorkshire, plus 4 other Gs at over 200km and 4 stations in Belgium, 5 in France, 7 in Holland, 4 in Wales and he heard GU0BDV on the key. This is a fine effort when one considers that George uses 25W to a 7-element Yagi and that his QTH is in a hollow.

Early in September, Gordon Pheasant climbed to the top of Knockgray Down and using just 2.5W of s.s.b. from a 144 MHz handheld transceiver to a HB9CV antenna, he exchanged signals with G3UNM and G4EUE in the Midlands.

Band II

Bill Kelly kindly sent the QSL card, Fig. 1, that he received from the American Forces Network confirming his report of their signals which he received on 106.025MHz at 1320GMT on July 1.

During the afternoon of August 22 **Chris Wood**, from his QTH in Durham, logged BBC Radios Derby, Devon, Furness, Leicester, Newcastle, Nottingham and

Scotland and during a similar opening on September 20, he added BBC Radios Cleveland, Humberside, Lancashire, Leeds, Sheffield, Shropshire and York to the above. Chris also received the ILR stations Broadland, Leicester Sound, Hallam, Hereward, Metro, Pennine, Red Rose, Radio Aire, Signal Radio and Tees.

While tuning Band II, on my Plustron TVR5D, in Michelham Priory, East-Sussex I found many interstation warbles throughout the band and several, very strong, signals from France between 95 and 100MHz.

Harold Brodribb, St. Leonards-on-Sea, sent a most detailed log of the French networks—Culture Frequence Nord, Inter

and Musique, that he received at various times and strengths, between August 15 and September 23 from stations in Abbeville, Amiens, Boulogne, Caen, Le Havre, Lille, Neufchatel, Reims and Rouen. "I agree with Bill Kelly," said Harold... "the best DX time is between 0500 and 0900GMT, both for signal strength and the hope of some utilities being quieter."

Reports must arrive by November 20

TELEVISION

Reports: as for VHF Bands, but please keep separate.

Apart from isolated events at midday on the 12th and during the morning of the 20th, the 1986 Sporadic-E season, which began in May, appeared to close early in September. Generally speaking it was an active period, with the majority of TVDXers getting their fair share of pictures from those countries listed in Fig. 1 and, at times, a few more. As usual my thanks are due to **Stuart Arundale** in Manchester, **Mike Bennett** in Slough, **Harold Brodribb** from St. Leonards-on-Sea, **Len Eastman** in Bristol, **Simon Hamer** from New Radnor, **Tony and Edwina Mancini** in Belper, **David Meredith** in Dudley, **Lawrence Morgan** from Greenock, **Gordon Pheasant** from Walsall, **Ian Smith** in Paisley and **Noel Smythe** from Penrynheol, for their detailed logs which enabled me to produce the following report.

Band I

"During this season I kept a note of the number of times that I received signals from the most popular countries and Spain was top at 40 and Italy next at 23," wrote David Meredith. He reported that the Sporadic-E conditions on September 7 lasted from around 0930 to 1600 with strong pictures from Poland and Spain.

"Another excellent month for DXing," remarked Mike Bennett, on September 11, adding, "Two unusual ones, J.T.V.—Jordan and a test card scribed DDK 2—unidentified. Also a couple of new captions for me this month, TG 1 which is the Italian RAI news and EPP TVB1, a JRT caption from Belgrade".

"Early in September, some members of the Kidderminster Radio Society camped on the Black Mixen on Penryfforest Hill, with the luxury of a caravan and an attached tent. They were working on the h.f. and v.h.f. bands and some evenings I took up my Hitachi K2300 receiver so they could see some good ATV signals with their 21-element 432MHz antenna. I also demonstrated DXTV with Norwegian news, a concert from Sweden, Estonian TV from Russia and Polish news, showing the Brighton TUC Conference and ending with the Polish flag and national anthem," wrote Simon Hamer.

"At last after many months of trying, I've managed to catch Denmark television, in the form of a test card. I've noticed a distinct lack of pictures from Scandinavia this year in Paisley, as opposed to last year when I received Norway nearly every week from June to August," comments Ian

Smith. Maybe your area is too close to Scandinavia lan, for this season's more predominant Sporadic-E reflections.

Among the many interesting items mentioned by Noel Smythe in his log were the European games on August 27, a news flash about a high-jacking from Italy, on September 5, and an episode of *Colditz*, from Spain at 1900 on the 6th.

An entry in the Mancini's log for August 11 read: "Far too much to go into detail so we will just put the countries logged, Austria, Czechoslovakia, Denmark, E. Germany, Finland, Iceland, Italy, 4 Norwegian regions, Poland, Switzerland, Spain and the USSR." They rightly summed it up by saying, "A DXers dream." On the 14th, on Chs. R1 and 2, they saw Poland's TVP-1 logo from Gdansk, a discussion type programme called *Domator* and test cards from Czechoslovakian Television, en-scribed RS-KH and SR-ITV BRATISLAVA.

Between 1300 and 1355 on August 27, the Mancinis saw Spain's TVE 1, regional news from Aitana, Hoy, Madrid and Santiago. "It was also existing on the 27th to see the TSS EESTI TV, TALLIN, test card, with its digital clock," said Tony. He also enclosed a mystery picture, with logo, which they received, on Ch. R2, on July 24 (Fig. 7). After some detective work with maps and her knowledge of Russian, my wife Joan thinks that this signal came from Georgia on the east of the Black Sea. Any other suggestions readers?

During one of the Soviet sports reports (Fig. 2) I saw the introduction (Fig. 3), a close up of the logo (Fig. 4) and a game progress report (Fig. 5) of an obviously important chess tournament.

"August 27 was the most exciting period of DXTV for me so far," wrote Lawrence Morgan after seeing many idols including an Arabic caption and an outside panorama of a city with mosques and temples.

Len Eastman saw a lady presenter of a Spanish afternoon chat show (Fig. 6).

Your letters confirmed that at least 10 regional stations were received from Norway and identified by the inscriptions on their test cards: NORGE BAGN, BREMANGER, GAMLEM, GREIPSTAD, GULEN, HEMNES, KONGSBERG, KVELD-NYTT, MELHUS and STEIGEN.

News programmes and their captions are always interesting and some of you reported seeing BPEMR, Fig. 8 and



by Ron Ham BRS15744

HOBOTCN from the USSR, 'dt'—Poland, TAGESSCHAU (Germany), TELEDIARIO (Spain) and TELEJORNAL (Portugal) and ZPRAVY from Czechoslovakia. Among other test card idols seen were from Austria—ORF FS1; Belgium—RTBF 1; Denmark—DR DANMARK; E. Germany—DFF and DDR F1; Finland—YLE HLKI (Helsinki); Holland—PTT NED 1; Hungary—MTV 1; Iceland—RUV ISLAND; Italy—RAI 1; Portugal—RTP-LISB 1; Fig. 9, received by Noel Smythe; Rumania—TVR BUCURESTI; Spain—TVE 2; Sweden—TV1 SVERIGE; Switzerland—PTT SRG 1; USSR—0249 Optical Test Card, Fig. 10, received by the Mancinis; W. Germany—ARD 1 and Yugoslavia—JRT BGRD and ZGRB 1, representing Belgrade and Zagreb, respectively.

Tropospheric

Excluding the low pressure of 29.3in (992mb) which I recorded at midday on August 26, the barometer was predominantly high throughout this extended reporting period, August 15 to September 25, and although the noon average was almost 30.1 (1019mb), it peaked at 30.6 (1036) on September 18 and 19. These figures were good news for DX in Bands III, IV and V.

On August 17, Simon Hamer received pictures from Radio Telefis Eireann 1 on their Chs. F and H and RTE 2 on Chs. I and J in Band III and Chs. 29 and 33 in the u.h.f. band, respectively.

Fig. 1 ▼

Country	DXer											
	1	2	3	4	5	6	7	8	9	10	11	12
Austria	X	X			X		X	X		X	X	X
Belgium	X	X					X					
Czechoslovakia	X	X			X		X					X
Denmark	X						X				X	X
East Germany	X						X				X	X
Finland				X	X		X					
Hungary		X	X	X	X							X
Iceland		X		X			X					
Italy		X	X		X		X				X	X
Netherlands		X					X			X		
Norway		X	X	X	X	X	X					X
Poland		X	X	X			X	X			X	X
Portugal	X	X		X			X				X	X
Rumania		X										
Spain	X	X		X	X		X	X	X	X	X	X
Sweden		X		X	X		X					X
Switzerland		X		X								X
USSR		X	X	X	X	X	X	X		X	X	X
West Germany							X	X		X	X	X
Yugoslavia	X					X	X			X		X

- 1 Stuart Arundale
- 2 Mike Bennett
- 3 Harold Brodribb
- 4 Len Eastman
- 5 Simon Hamer
- 6 Ron Ham
- 7 Tony & Edwina Mancini
- 8 David Meredith
- 9 Gordon Pheasant
- 10 Lawrence Morgan
- 12 Ian Smith
- 13 Noel Smythe

NEW EDITION Large Format 10"x8"



£5.95

At last - 'A TV-DXers Handbook' the new edition by Roger Bunney has been published! Extensively revised, enlarged and completely updated from its earlier editions, with new and expanded sections covering all aspects of TV-DXing - channel allocations, transmission standards, signal propagation, aerials, amplifiers, filters, test cards, satellites and lots, lots more. The essential book for all TV-DXers, being a practical guide for the beginner and a source of reference for the established enthusiast, published by the Babani Press in October 1986 and with the stocks being despatched immediately to Aerial Techniques.

The 'TV-Bildkatalog' is the ideal companion volume, detailing test cards, captions, logos and regional maps from all the European TV networks, we are the sole UK outlet appointed by the publishers.

Our comprehensive range of aerials and equipment are unbeatable for value and technical excellence, all detailed in our 65p Catalogue. Why not send for your copy today.

'A TV-DXers Handbook' - 'hot off the press' £5.95
'TV-Bildkatalog' - the definitive and up to date test card book £5.95
TRIAX MTH13 Wideband Band 3 Aerial, 13 elements (includes twin reflector) very rugged construction, 11.9dB Gain £39.95
SPECIAL OFFER! - New AR200XL Automatic Antenna Rotator (offset type) complete with Control Console, uses 3 core cable £39.95
SB100 Rotator Alignment/support Bearing for heavier load applications £13.95
YOKO model F1 Multiband VHF/UHF 5" screen Television, System B/G/I operation (5.56MHz sound) for UK & Continental use, ideal for TV-DXing, covers Bands 1, 3 & UHF. 12 volt, battery and mains operated (SAE leaflet) £89.95
(Carriage & Insurance on above television £4.95).

All prices inclusive of VAT and Carriage. Delivery 7-10 days.
ACCESS & VISA Mail and Telephone orders welcome.



AERIAL TECHNIQUES (PW)

11, Kent Road, Parkstone,
Poole, Dorset, BH12 2EH. Tel: 0202 738232.



ANTENNA NOISE BRIDGE

LOSING DX? Not getting out. MEASURE resonance 1-160MHz and radiation resistance 2-1000 ohms, no 10 second limit nor confusion with harmonics, ALSO use for phasing lines or RF resistance and hence Q of loading coils, get answers FAST, only £24.20, get MORE DX.

ANTENNA TUNER £28.20, for 100KHz-30MHz rx or 10W tx.

Each **fun-to-build kit** (ready-made to order) includes ALL parts, pre-wound coils, instructions, CASE etc, by return postage (Europe same, Giro 21.923.4000) and list of other kits.

CAMBRIDGE KITS

45 (PM) Old School Lane, Milton, Cambridge.

SUMMER JOBS IN THE USA FOR 1987

American children's summer camps are seeking bright, enthusiastic young people (aged 19½-35) to live with and teach amateur radio skills to children from mid-June to mid/end August. Return flight, special work visa, food and accommodation arranged PLUS \$300-\$350 pocket money for the season. A challenging and rewarding programme for those who don't mind hard work and who have a genuine regard for children. If you have the relevant experience, and would like further details of this fantastic opportunity to work and travel in the USA (for up to 6 weeks after camp), please contact:

Paul Wilson
BUNACAMP

232 VAUXHALL BRIDGE ROAD
LONDON SW1V 1AU
TEL: 01-630 0344



NEW FROM SONY AIR-7 MONITOR

AM 150KHz-2194KHz AM 108-136MHz
WFM 76-108MHz NFM 144-174MHz

The new Sony Air-7 is a superb new monitor having features so far unmatched in a single hand-held monitor by any other manufacturer. Its frequency coverage makes it ideal for airband, public service or marine band monitoring, plus normal domestic use. Highly sensitive, this receiver does everything you could ever desire in one package. The LCD digital display means clear frequency display even under bright illumination and the PLL circuitry ensures drift free reception. Frequency is selected by keypad entry or electronic tuning and there is provision for disabling the channel. 10 memories are provided for each of the 4 main ranges (40 in total) and comprehensive scanning is provided in the bands 108-174MHz. Either full band or memory scanning is possible at a rapid rate. Additionally, delays may be programmed into each memory channel, certain channels only may be scanned and any channel can be designated the "priority" channel. Accessories include BNC helical, battery cartridge shoulder strap etc. Options available: rechargeable battery cartridge £15.95, Mains PSU/charger £15.95.

£249

PLEASE NOTE, unlike some versions on the market, these are not "grey imports" and therefore have both the full frequency coverage and the backing of SONY UK. No other amateur radio dealer in the UK can offer you this guarantee. Be warned!

SONY 2001D + AIRBAND OPTION & AC PSU!



£329

ALSO IN STOCK A.N-1 ACTIVE AERIAL KIT £49.00
CARRIAGE ON ALL ABOVE £2.50


WATERS & STANTON

Angus McKenzie in Amateur Radio Magazine says "probably represents the best portable radio that one can get" and "far superior to anything that I have tried". We can only agree with his comments. It is a truly superb communications receiver that is completely portable covering 0.15-30MHz, 76-108MHz(WFM) plus 116-136MHz AM airband. We can only touch on the features here such as Synchronous detector on AM for reduced interference, Switchable USB/LSB with separate filter, 55mHz first IF for good image response, both electronic and manual tuning the latter with dual speed; signal metering, RF gain control, 32 programmable memories with scanning, search facility, 4 event timer, 24/12 hour clock, LCD readouts, mains power supply included; etc. etc. We have used this radio extensively on the office desk and it is a delight to be able to listen to the DX on 14MHz, the matters on 3.5MHz and the latest news from Radio Australia. For home use an external aerial socket is provided and under these conditions, it compares well with even the most exotic receivers in stock now!

JUST PUBLISHED 26-2250MHz No-Gaps! THE COMPLETE VHF/UHF FREQUENCY GUIDE

- ★ MARINE CHANNELS
- ★ CIVIL & MILITARY AIR
- ★ POLICE, FIRE, AMBULANCE
- ★ SPACE VEHICLES
- ★ HAM RADIO REPEATERS
- ★ UHF TV CHANNELS
- ★ FULL DUPLEX DETAILS
- ★ PMR
- ★ RADIOPHONES

THE COMPLETE
VHF/UHF
FREQUENCY
GUIDE



£4.95
p&p 70p

At last the only "COMPLETE" vhf/uhf frequency guide available to the UK radio enthusiast. Not just a collection of random frequencies put together in haphazard fashion but a professionally prepared and printed guide based on the very latest information available. 64 pages packed with a mass of information about this fascinating part of the frequency range. Whatever you want to know, if its between 26 and 2250MHz this guide will quickly take you to it. In fact it would be difficult to imagine any enthusiast not having a copy of this beside him! The book very clearly lays out comprehensive details of all the services that use this part of the radio spectrum with their allocations and where applicable the separate mobile and base station frequencies. It would be impossible to list everything that this publication covers but it includes the following:- All UK marine frequencies with coast station listings; civil airport and ATC frequencies; Military air including air to air and air to ground including Red Arrows; Police; Fire and Ambulance mobiles and base with duplex cross references; NASA voice channels; Russian Space spot frequencies; Weather satellites, PMR; Outside broadcast channels BBC/ITA; 2m and 70cm repeater listings; UHF TV channels; BT radiophones; new band 3 PMR allocations and much more. There is no gaps (like some publications that have attempted to copy us and then got it wrong!); every part of the spectrum is accounted for. No radio shack is complete without this invaluable guide. Send or phone today for your copy.

— OTHER TITLES —

VHF/UHF AIRBAND FREQUENCY LIST 2nd EDITION	£4.95
OCEANIC HF AIRBAND SUPPLEMENT	£2.95
WORLD RADIO TELETYPE HF FREQUENCY LIST	£3.95
AIR TRAFFIC CONTROL	£6.99
AIRBAND RADIO HANDBOOK	£4.99
WORLD RADIO AND TV HANDBOOK	£17.95
SHORTWAVE BROADCASTING GUIDE (times & frequencies)	£4.95

RETAIL & MAIL ORDER:- 18-20, Main Road, Hockley, Essex SS5 4QS.

Tel: (0702) 206835, 204965

RETAIL ONLY:- 12, North Street, Hornchurch, Essex RM11 1QX.

Tel: (04024) 44765

Visa and Access by telephone. 24 hour securicor £6.50 extra.

C.M.HOWES COMMUNICATIONS

139, Highview, Vigo,
Meopham, Kent,
DA13 0UT England.
Fairseat(0732)823129



Surprisingly long distances can be covered with simple QRP (low power) equipment! Many of our customers have worked over 30 countries in the their first couple of weeks on the air with our **CTX80**, 80M CW transmitter. Some have worked most of the USA call areas in the same period! The CTX80 runs up to 5W RF output (adjustable) and comes complete with one crystal. The transmitted "note" is very clean, in fact superior to many expensive transceivers. We also have CW transmitters for 40 and 20 Meters in the form of the **CTX40** and **MTX20**. The MTX20 with its 10W RF output has no trouble in working around the globe.

You can use our transmitters with your existing receiver, or with our **DcRx** Direct Conversion Communications Receiver. This receiver is a good example of how effective simple equipment can be, if it is well designed. Try running a DcRx side by side with the most expensive receiver you can lay your hands on, you will be amazed how well our little set stands up to the comparison! These receivers have also been an introduction to shortwave listening for hundreds of newcomers to the hobby. Add a **CVF** VFO to the DcRx and CTX/MTX and you have the full transceiver facilities of single knob tuning and IRT (clarifier). **HOWES** equipment is great for holiday and portable use, as well as for the fun of QRP operating from home!

DcRx Direct Conversion Receiver (versions for 160, 80, 40, 30 or 20 Meters)

CTX80 80M QRP CW Transmitter (up to 5W RF)

CTX40 40M QRP CW Transmitter (up to 3W RF)

MTX20 20M QRP CW Transmitter (up to 10W RF)

CVF VFOs for above TXs (one version per band)

CTU30 Antenna Tuner for all HF bands up to 30W RF

Tuning capacitors for the DcRx receiver (except 160M version) are available at £1.50 each, you need two per receiver. One of the same devices can also be used for the CVF.

Kit Assembled
PCB

£15.30 £20.90

£13.40 £19.40

£13.40 £19.40

£21.90 £27.70

£9.90 £15.90

£24.90 £29.90

All the above kits are to build PCB modules. They include a circuit board, full instructions and all board mounted components. For more information on the above, or the rest of our range, simply drop us a line enclosing an SAE. We will send you a copy of our catalogue, and an information sheet on any kit you are particularly interested in.

P&P is 90p per order. Export prices are as above, but add £2.00 per kit for airmail delivery outside Europe. UK delivery is normally within 7 days.

73 from Dave G4KQH, Technical Manager.



EASY TO BUILD KITS BY MAIL ORDER

SOUTH MIDLANDS COMMUNICATIONS



POLARPHASER II



70cms
VERSION
NOW

NEW

AVAILABLE (£65.00)

Have you ever wanted to control the polarisation of your xy crossed Yagi from RH-LH, CIRCULAR, VERTICAL or HORIZONTAL, even whilst transmitting? Then this revolutionary product is what you have been waiting for!

The SMC POLARPHASER enables you to alter the polarisation of your aerials continuously through the full 360°.

For satellite users the benefits to be obtained from instantaneous shack control of polarisation are obvious, enabling effective utilization of receive capabilities and power resources along with the ability to reduce or even totally eliminate co-channel interference for terrestrial use.

	2 metre	70cms
VSWR	less than 1.5:1.	less than 1.3:1
Frequency	144-146MHz.	430-440 MHz
Power	150 Watts.	100 watts
Connectors	SO239 or 'N' (please specify).	'N' type

£49.00 inc VAT (SO239)

£69.00 inc VAT

£54.00 inc VAT ('N')

P&P £2.25

UK Patent No. 2157894A. Manufactured by S.M.C. Design by G2HCG



SEND LARGE SAE FOR DETAILS
SM HOUSE, SCHOOL CLOSE, CHANDLERS FORD
INDUSTRIAL ESTATE, EASTLEIGH, HANTS SO5 3BY.
Tel: (04215) 55111. Telex 477351 SMCMM G. Fax: (04215) 63507 SMC FX.

AUDIO FILTERS MODELS FL2, FL3, FL2/A

Model FL3 represents the ultimate in audio filters for SSB and CW. Connected in series with the loudspeaker, it gives variable extra selectivity better than a whole bank of expensive crystal filters. In addition it contains an automatic notch filter which can remove a "tuner-upper" all by itself.

Model FL2 is exactly the same but without the auto-notch. Any existing or new FL2 can be up-graded to an FL3 by adding Model FL2/A conversion kit, which is a stand-alone auto-notch unit. Datong filters frequently allow continued copy when otherwise a QSO would have to be abandoned.

Prices: FL2 £89.70, FL3 £129.37, FL2/A £39.67

ACTIVE RECEIVING ANTENNAS

Datong active antennas are ideal for modern broadband communications receiver - especially where space is limited.

- highly sensitive (comparable to full-size dipoles).
- Broadband coverage (below 200 kHz to over 30 MHz).
- needs no tuning, matching or other adjustments.
- two versions AD270 for indoor mounting or AD370 (illustrated) for outdoor use.
- very compact, only 3 metres overall length. ● professional performance standards.

Prices: Model AD270 (indoor use only) **£51.75** Both prices include mains power unit. Model AD370 (for outdoor use) **£69.00**

MORSE TUTOR

The uniquely effective method of improving and maintaining Morse Code proficiency. Effectiveness proven by thousands of users world-wide.

- Practise anywhere, anytime at your convenience.
- Generates a random stream of perfect Morse in five character groups.
- D70's unique "DELAY" control allows you to learn each character with its correct high speed sound. Start with a long delay between each character and as you improve reduce the delay. The speed within each character always remains as set on the independent "SPEED" control.
- Features: long life battery operation, compact size, built-in loudspeaker plus personal earpiece.

Price: **£56.35**

Our full catalogue plus further details of any product are available free on request. All prices include VAT and postage and packing. Goods normally despatched within 3 days subject to availability.

DATONG ELECTRONICS LIMITED
write to dept. P.W.
Clayton Wood Close
West Park
LEEDS LS16 6QE
Tel: (0532) 744822 (2 lines)



Fig. 2: Soviet sports programme



Fig. 3: Soviet chess tournament



Fig. 4: Close-up of chess logo




Fig. 5: Soviet chess tournament in progress



Fig. 6: Spanish (TVE)




Fig. 7: Mystery Russian picture Ch. R2



Fig. 8: Soviet News logo



Fig. 9: Portuguese test card




Fig. 10: Soviet test card



Fig. 11: Bloomdean amplified loop



Fig. 12: Scottish TV logo



Fig. 13: SSTV picture from G4ULP

While David Meredith was trying out his new XG14 antenna on the 18th, he received u.h.f. signals from S4C at Carmel, a distance of about 145km.

Harold Brodribb, received pictures from Belgium and France in Band III on the 17th. I logged a test card from Belgium; BRT TV1 on Ch. E10 early on the 15th and weak pictures, with some QSB on Chs. E8 and 10 at 1915 on the 19th.

George Garden in Edinburgh, has added a Bloomdean amplified loop antenna (Fig. 11) to his station for portable use in conjunction with his JVC CX610 receiver. On September 2, George took this outfit to a high spot on the Pentland Hills for a tune around the u.h.f. band and with the loop mounted on a small cairn of stones, he received strong colour pictures from the Selkirk and Darvel transmitters of Border and Scottish IBA as well as Grampian IBA's transmitters at Angus and Durriss. "My greatest surprise was on Ch. 34, when I received a strong b/w picture of a film, which, on checking the TX guide, could only have come from the Border IBA

transmitter at Caldbeck near Carlisle," said George. He added, "The view of Edinburgh city up there is breathtaking."

Last summer, Brian Buckley, turned his u.h.f. antenna east from his QTH in Dungannon and located pictures from Scottish Television, Fig. 12, on his GEC/McMichael C1403H receiver, without pre-amplifiers.

On September 4, 6 and 7 Harold Brodribb, logged pictures from Belgium—RTBF 1; Germany—SWF 1 HGR and Luxembourg—RTL+, in Band III and negative pictures from the French stations at Lille and Boulogne, Chs. 27 and 34, on the 6th. While the very high pressure was gradually falling, from the 20th to 23rd inclusive, Harold and I received strong pictures, often in colour, from Belgium, Germany and Holland in Band III. Harold also found negative signals from French stations on Chs. F5, 6, 7, 9 and 10, in Band III, and Chs. E21, 24, 27, 40, 43, 48, 51,

54, 57, 59, 60, 63 and 65, in Bands IV and V. We also identified programmes from Germany's ARD/ZDF and NDR and WDR networks.

ATV and SSTV

Simon Hamer received fast scan Amateur Television pictures, on 435MHz, from G4YPB, Kidderminster, on September 5, G4DVN, Stoke-on-Trent, and G8VZT and G8YDG Telford, on the 9th and G1TRS, Tenbury Wells Radio Society, on the 10th. "All pictures were P5 rating," said Simon.

Despite a move of QTH in Germany during recent months, Allan Sancto DD5FM (G6BWH), found a bit of time for a tune around and logged slow scan television pictures from SM5EEP, a G station calling, "CQ SSTV", Fig. 13, and later in QSO with ISOXRI and the captions, "MY WISHFUL HOBBY HT HT" and "5 ELE WX SUNNY TEMP 12C HW COPY".

Reports must arrive by November 20

MW BROADCAST BAND DX

Reports to: Brian Oddy G3FEX, Three Corners, Merryfield Way, Storrington, W. Sussex RH20 4NS

The traditional way of keeping accurate records about the reception of signals on any band is to note them in a log book under certain headings. However, as time goes by more and more log books are needed to store the facts. It is then no longer a simple matter to look up a previous record to make comparisons! One way of overcoming this problem might be to enter the facts into a home computer database and then store them on a

cassette or disc so that they may be easily viewed and up-dated at any time—it is then

a simple matter to ask the computer to search for the entries required to make comparisons and even provide a print-out!

Log keeping for the m.w. listener is especially important because the signals noted during the hours of daylight may



by Brian Oddy G3FEX

well be quite different from those after dark, due to the effects of the sun on the lower layers of the ionosphere. Some way of making simple comparisons between day-time and night-time reception is therefore of importance to the serious m.w. listener and a very novel approach to this problem has been devised by John Greenwood of Evesham. He uses two, spiral-bound, note books to provide a very comprehensive log—a similar system is employed in both of these books, which detail "Strong" and "Weak" signals respectively.

Each pair of facing pages in the book is assigned a 100kHz segment of the m.w. band and 9kHz frequency steps are

Freq (kHz)	Station	BBC/ILR	1	2	3	4	5	6	7	8	9	10	11	12	13	14	15
603	Invicta Sound	I		X													
630	R. Cornwall	B	X							X							
630	R. Bedfordshire	B		X	X	X		X		X							
666	Devonair R.	I	X		X										X	X	
666	R. York	B						X	X								
756	R. Cumbria	B													X	X	
774	R. Leeds	B						X							X		
774	Severn Sound	I			X												
792	Chiltern R.	I						X							X		
801	R. Devon	B	X		X	X				X			X				
828	R. WM	B						X						X	X		
828	R. Aire	I							X								
828	Chiltern Radio	B			X									X	X		
837	R. Leicester	B				X								X	X		
855	R. Devon	B												X	X		
855	R. Norfolk	B		X				X	X							X	
855	R. Lancashire	B						X	X								
873	R. Norfolk	B						X									
936	GWR	I			X									X			
954	Devonair R.	I												X			
990	R. Devon	B								X							
990	Beacon R.	I	X													X	X
990	Hallam R.	I						X	X	X							
999	Red Rose R.	I	X													X	X
999	R. Trent	I															
1026	R. Jersey	B											X				
1026	R. Cambridgeshire	B						X							X	X	
1035	R. Sheffield	B						X									
1035	R. Kent	B		X											X	X	
1035	North Sound R.	I							X								
1035	West Sound	I								X							
1107	R. Northampton	B			X			X							X	X	
1116	R. Derby	B						X					X		X	X	
1116	R. Guernsey	B											X				
1152	LBC	I	X														
1152	R. Clyde	I							X								
1152	BRMB	I				X											
1152	Plymouth Sound	I	X														
1152	Piccadilly R.	I							X							X	
1152	R. Broadland	I		X		X											X
1161	GWR	I			X												
1161	R. Tay	I						X	X								
1161	Viking R.	I					X					X				X	

Fig. 3

marked in down the margin of the left-hand page. A log of each day-time signal received in this segment is then noted on the left-hand page while the facing right-hand page details the night-time signals heard. Strong signals are detailed in that log book but weak signals are moved to the weak signal log book and a note in the remarks column refers to this point. Arrow symbols are used to indicate that co-channel stations can be separated by using a directional antenna and where applicable, are included in the remarks column—the whole concept is an effective solution to the problem of m.w. log keeping!

DX Report

(Note: All frequencies in kHz: Time UTC = GMT)

Transatlantic DX: Now that the nights are growing longer as we approach the winter period, the Transatlantic DX signals are being heard earlier in the UK. One of those early signals to look out for is the Caribbean Beacon on 1610, located in Anguilla. According to a QSL card received

by **Alexander Little** confirming his reception of their signals in Glasgow, they have been receiving many reports from the UK recently. They broadcast mainly Evangelical programmes which **Billy Kelly** has been hearing in Belfast as early as 0015.

Some of the most frequently reported stations to appear early on the band are located in Newfoundland—CJYQ 930 of St. Johns heads the list and is normally a good signal by 0030 just now. Although, it was apparently picked up in Macclesfield at 2230 recently by **Phil Englehard G0DNB**. A close runner-up is CKYQ located in Grand Bank, which broadcasts many exciting ball game commentaries and re-lays other sporting events on 610—their signal is often good by 0100, although **Billy Kelly** is a regular listener to their programmes at all kinds of unearthly hours! CBNA 600 in St. Anthony, mentioned by **George Morley** of Redhill, can sometimes be heard as early as 0001, but the signals are often very weak.

Apart from these early arrivals on the band from Newfoundland, a number of other Canadian signals can be heard much later at night in the UK, for example **Bill Kelly** has been hearing CBN in St. Johns on 640 very well at 0300 and also listened to CKLM 1570 in Laval, Quebec, broadcasting a programme of songs in French at 0455.

There are usually a number of interesting signals from the USA to be found on the band too, including New York's WINS on 1010 and WHN on 1050 which bring many topical items to the ears of the listener along with details of New York's news and weather reports; also WWWE 1100 in Cleveland, Ohio, and WMRE the "memory" station from Boston, which broadcasts music and memories from the past on 1510—all heard recently by **George Morley** between 0200 and 0300.

Freq (kHz)	Station	BBC/ILR	1	2	3	4	5	6	7	8	9	10	11	12	13	14	15
1170	Swansea Sound	I											X				
1170	R. Tees	I					X										
1170	R. Orwell	I		X													
1170	Signal R.	I				X			X							X	
1242	Invicta Sound	I											X	X			
1260	GWR	I															
1260	Marcher Sound	I						X								X	
1260	Leicester Sound	I						X									
1278	Pennine R.	I	X				X									X	X
1305	Red Dragon R.	I			X										X		
1305	R. Hallam	I						X								X	
1323	R. Bristol	B											X				
1323	Southern Sound	I		X	X			X	X			X	X			X	
1332	Hereward R.	I	X	X				X	X			X	X				
1359	Essex R.	I						X	X								
1359	Red Dragon R.	I			X			X							X		X
1359	Mercia Sound	I															
1368	R. Lincolnshire	B						X									
1431	Essex R.	I							X								
1431	R. 210	I			X												
1458	R. London	B			X											X	X
1458	R. Manchester	B							X								
1458	R. Newcastle	B							X								
1458	R. Devon	B						X									
1476	County Sound	I			X	X		X						X			
1485	R. Merseyside	B						X									X
1485	R. Humberside	B		X				X									
1485	R. Sussex	B		X													
1485	R. Oxford	B															
1503	R. Stoke-on-Trent	B						X	X	X	X	X				X	
1521	R. Mercury	I		X	X	X		X	X	X	X						
1521	R. Nottingham	B															
1530	Pennine R.	I										X	X			X	
1530	R. Wyvern	I						X	X								
1548	Capital R.	I	X									X	X				
1548	R. Bristol	B			X												
1548	R. Forth	I										X					
1548	R. City	I							X	X	X	X	X				
1557	Hereward R.	I	X														
1557	R. Lancashire	B						X	X	X					X	X	
1584	R. Nottingham	B														X	X
1584	R. Tay	I															X
1602	R. Kent	B						X			X						X

- 1 Michael Banbrook—Streatham
- 2 Reg Billing—Rochester
- 3 Colin Diffe—Corsham
- 4 Francis Hearne—Bristol
- 5 Paul Hegart—Blackrock, Co. Dublin
- 6 Dave Jackson—Goole
- 7 David Jones—Walton, Liverpool
- 8 Bill Kelly—Belfast
- 9 John Parry—Northwich
- 10 Stewart Russell—Forfar
- 11 Darren Taplin—Port Isaac
- 12 Alan Williams—Helston
- 13 Chris Wood—Washington, Co. Durham
- 14 Bill Eyre—Stockport
- 15 Bob Taylor—Edinburgh

A report on the weather in Washington DC can be heard via WTOP on 1500 at 0415 according to **Bill Kelly**—advert, a financial report and pop music were just some of the interesting items heard by **Bill** following that report, who not only enjoys the thrill of looking for the DX, but listens to their programmes too! WCAU 1210 in Philadelphia, also mentioned in his log, can be heard at 0430.

Tim Shirley has been checking the DX scene at night in Bristol and heard WFHG from Bristol in Virginia on 980 at 0100 for half an hour before it faded out. A programme of Country and Western music attracted his attention to a station which he believes to be KTKT in Tucson, Arizona on 990—he is now anxiously awaiting their QSL! **Tim** says he also received several other stations which have not been reported before in this series, so they are subject to confirmation by QSL, namely WNYM 1330 located in New York N.Y. at 0200; KXOL 1360 in Fort Worth, Texas at 0024; WGEI 1360 in Green Bay, Wisconsin at 0330 and KGAY 1430 of Salem, Oregon at 0230.

In an interesting report from Ranburg, S. Africa, **Leo Gieske** says he has been successful in obtaining a QSL from WOAI 1200 located in San Antonio, Texas, and

I'm in tune with



97FM 261MW 1152KHz

Radio Metro sticker

has been hearing, on a few occasions, signals from WPTR 1540 located in Albany, N.Y. and WQXR 1560 in New York N.Y. Two Canadian stations located in Quebec, namely CKLM 1570 in Laval and CBJ 1580 in Chicoutimi have been received several times, however Leo thinks conditions are poorer at his location just now than in the past years at this time.

In an effort to improve results, Leo has been experimenting with a "spiral" loop antenna which consists of 9 turns of 15 strand Litz wire wound 10mm apart in a spiral form, tuned by a 500pF variable capacitor. A single turn of 75Ω coaxial cable is spaced 5mm from the inner end of the main winding to form a Faraday shielded inductive coupling loop. This new loop seems to produce a deeper "null" than his normal 1m square loop used for DXing, which consists of 25 turns spaced 6mm apart, tuned by a dual gang 365pF variable capacitor wired in parallel. A simple two turn winding provides the coupling to his Drake SPR4 receiver in this design.

Other DX: Some of the interesting stations which Leo Gieske has been hearing before 0400 when turning his loop towards Europe include Wolfsheim, W. Germany 1017; Saarbrücken, W. Germany 1422; Marnach, Luxembourg 1440; Monte-Carlo, Monaco 1467; Vienna, Austria 1476; Kosice, Czechoslovakia 1521; Mainflingen, W. Germany 1539; Sarnen, Switzerland 1566 and Langenberg, W. Germany 1593. Leo says "Maybe this is not so interesting for the UK m.w. DXer, but for Southern Africa this is considered rather good DX!". The latest batch of QSLs received by him include MBC Mauritius 684; VOA Monserrat 930; JOOR Japan 1179 and 4QD located in Queensland, Australia 1548!

Writing from Christchurch, New Zealand, **David Howe** says he has built up the little reflex receiver design used by John Ratcliffe in Southport, Australia. It is performing well, bringing in many Australian stations when using just the ferrite rod antenna and sometimes the 50kW station KNX 1070 located in Los Angeles, California, USA, too! When a loop antenna is placed near the set, KFRE on 940 can be heard at good strength—this is a 50kW station located in Kaval, California. Using his Trio 9R-59 receiver plus an amplified loop antenna David has been hearing 7SD located in Tasmania, which runs 5kW on 540; Radio Australia via 8DR in Darwin, which runs 2kW on 657 and from New South Wales, he picked-up 2RE a 2kW station in Taree on 1557 and 2BE in Bega, which runs just 200W on 1584—a most impressive list by anyone's standard!

Coming back to the UK, Tim Shirley has been busy checking the l.w. & m.w. bands with his Trio R600 receiver. His extensive l.w. list includes Brasov, Roumania 155 at 0115; Donebach, W. Germany 155 at 1900; Saarlouis, W. Germany 185 at 2100; Etimesgut, Turkey 200 at 0200; Kiev, Ukraine 209 at 0130; Reykjavik, Iceland 209 at 0230; Oslo, Norway 218 at 2359; Warsaw, Poland 227 at 2359;

Junglinster, Luxembourg 236 at 0100 and Minsk, USSR 281 at 1500. On the m.w. band he logged Ain Beida, Algeria 531 at 2200; Jerusalem, Israel 531 at 0330; Torshavn, Denmark 531 at 0230; Oulu, Finland 540 at 0100; Maribor, Yugoslavia 558 at 0330; Gafsa, Tunisia 585 at 1900; Oradea, Roumania 603 at 2230; Vigra, Norway 630 at 0500; Neubrandenburg, E. Germany 657 at 1820; Tallinn, USSR 711 at 2359; Dakar, Senegal 765 at 0230 and Cadiz, Spain 1314 at 2100. **Jim Willett** of Grimsby has been looking around the l.w. band after 2100 with his Marconi 2807A "Kestrel" receiver and logged Ankara, Turkey on 182; Azilal, Morocco 209; Erzurum, Turkey 245 and Tipaza, Algeria 254.

Using a Vega 206 receiver while on holiday in Port Isaac, Cornwall, **Darren Taplin** found he could hear Manx Radio, Isle of Man, there at 0930—no doubt the clear sea path enables the "ground wave" signal to reach Port Isaac with little attenuation, whereas at his home location of Tunbridge Wells, only the "sky wave" signal at night makes it audible there. Darren also noted that the BBC Radio Ulster signal on 1341 was good at 1400, too. Another holiday-maker, **Michael Banbrook** of Streatham Vale, London, took his JVC 3050 TV/Radio with him to Falmouth and was amazed at the signals he could hear there, for example RTE-1 on 567 and RTE-2 on 612 & 1278 could be received very strongly 24 hours a day! So remember to take your receiver with you on holiday—it could prove to be very worth-while!

In Helston, **Alan Williams** has changed his receiver to a multi-band Amstrad Model 6010 and was pleased to hear for the first time Alger, Algeria on 891 at 2000. Phil Englehard heard a new one, too—Radio Vilnius on 666 at 2130, which was almost buried under adjacent signals! A first report from **Paul Hegarty**, who uses a Philips PH 4212 valved receiver in Blackrock, Co. Dublin, mentions Radio Moscow 1386 & 1494; Radio Luxembourg 1440; BRT Brussels, Belgium 1512 and Vatican Radio 1530. John Greenwood has been observing BRT on 1512 because he noticed that there is a sudden 20dB lift in signal strength just as dusk occurs in Belgium, although the sun is still above the horizon in Evesham—it lasts for about 10 minutes before a deep fade sets in. It would be interesting to know if listeners in other areas of the UK have observed this effect.

David Jones of Walton, Liverpool, is an American football/baseball fan and recommends anyone interested in these games to listen to AFN Frankfurt, W. Germany 873 in the evening. Using an ITT Golf 330 receiver between 2100 and 0200 he has logged RTE-2 Athlone, S. Ireland 612; RNE1 via La Coruna, Spain 639; BBC World Service Orfordness 648; Marseille, France 675 and RNE1 Sevilla, Spain 684; DLF Braunschweig, W. Germany 756; SER Sevilla, Spain 792; Kaliningrad, USSR 1143; AFN Stuttgart, W.

Germany 1143; Strasbourg, France 1278; RSI Solvesburg, Sweden 1179; Stavanger, Norway 1314; BBC Radio Ulster 1341; Kaunas, USSR 1386; Saarbrücken, W. Germany 1422; Wein-Bisamburg, Austria 1476; Edintsy, USSR 1494 and Stargard, Poland 1503.

Local Radio DX

As can be seen from Fig. 1, there has been plenty of activity and "local" radio is almost a misnomer! Here are a few of the many comments received from DXers this time:

"BBC Radio Essex have commenced test transmissions . . . the main frequency is 765kHz. The Colchester area is served on 792 and Southend on 1530kHz", writes Phil Englehard.

Writing from Goole, **Dave Jackson** mentioned that he is now using a "Sooper Loop" with his Sony ICF-7600D receiver instead of a long wire antenna and says, "... I am already highly delighted with its performance!"

Upon his return from a holiday in Port Isaac, Darren Taplin writes "I decided to take my Vega 206 portable with me and report what I heard using its internal rod antenna." During his holiday in Falmouth, Michael Banbrook noticed that, "... Capital Radio on 1548 could be heard strongly after 2100."

David Jones says "DXers should try for Red Rose Radio 999kHz from 2100 until 0100UTC . . . 'Argue with Alan Beswick' phone-in is the most popular show in the North West . . . its my favourite as well!"

Many DXers have been looking for the ILR Red Dragon from Cardiff—**Martyn Lindars** of Wallington, Surrey, says, "I have been unable, as yet, to hear the Red Dragon station here." However, **Colin Diffell** of Corsham writes, "I receive the Red Dragon loud and clear here!" It's been heard in Washington, Co. Durham, by **Chris Wood** on 1305, who says, "It seems that Red Dragon has become very popular with DXers!" Jim Willett says, "... it's covered by Bradford on 1359, but will keep my ears open for it."

It seems that the Red Dragon has not "ventured" into Scotland however! "I have been trying . . . without success—there are other stations on the same frequency" writes Alexander Little in Glasgow. From Edinburgh, **Robert Taylor** says, "I have been unable so far to hear Red Dragon Radio, RBI Berlin uses 1359 at various times and that comes in loud and clear."

QSL Addresses

ILR West Sound, Radio House, 54 Holmston Road, Ayr KA7 3BD.

ILR Beacon Radio, PO Box 303, 267 Tettenthal Road, Wolverhampton WV8 0DQ.

ILR Southern Sound, Radio House, Franklin Road, Portslade, Brighton BN4 2SS.

many other antenna designs, it is important to understand a few more of the basic facts about them before moving on to consider some of the antennas which are of special interest to the s.w.l.

When the electromagnetic waves from a distant transmitter arrive in the immediate vicinity of a resonant halfwave antenna, they impart a tiny charge (voltage) onto it, which travels in the form of a tiny current (charge in motion) along the wire to the

SW BROADCAST BANDS

Reports: as for Medium Wave DX, but please keep separate

For the Newcomer SWL

Some of the basic facts about Halfwave or Hertz antennas have already been mentioned in this series (PW September and October '86). Because they can be used as

a practical receiving system, as a reference and as a building block for some of the



by Brian Oddy G3FEX

end and back in the time of one cycle of the radio frequency signal concerned. It can be shown that in the case of a resonant halfwave antenna the ratio of voltage and current varies along its length, whereby voltage (V) is highest at the ends of the antenna and low at the centre, while the current (I) is highest at the centre and lowest at the ends. This is shown graphically in Fig. 1(a)—the distance measured vertically from any point along the line representing the antenna wire to the curve marked (I) indicates the current as would be measured by an ammeter at that point. The same principle applies to the voltage curve (V)—note, however, the change of phase at the centre of the antenna. The impedance (Z) also varies from very high at the ends (thousands of ohms, kΩ), to a low value at the centre, where it is a pure resistance at resonance called the radiation resistance (R_r)—for a halfwave antenna mounted high and well clear of surrounding objects, the value of R_r is about 72Ω. (If you don't understand Voltage, Current, Resistance and Impedance, it may help if you visit your local library and look for books on very simple "DC & AC Theory".)

Unlike a point source radiator, which in theory could receive signals equally well from all directions, the halfwave antenna exhibits directional properties and responds best to signals which arrive at right angles to the line of the antenna wire, with a minimum response to signals off the ends—it is said to have directivity and this is usually represented graphically by drawing a radiation pattern—Fig. 1(b) shows the radiation pattern for a halfwave antenna. All practical antennas have some form of directivity and different designs produce different radiation patterns—it is therefore important to consider them when erecting any high frequency antenna and also refer to a Great Circle map if reception from particular places is desired—see last month's article.

So far in this series, the only practical antenna we have considered is one which contains a single halfwave erected in the "Inverted L" configuration. It is also possible to erect a wire in a similar manner which is resonant but is several halfwaves long—such an antenna is often called a long wire antenna.

As was explained in the September article in this series, the length of wire required for a resonant halfwave antenna may be calculated by using the formula:

$$L = 142.5/f,$$

where L = length of wire in metres; f = frequency of operation in MHz. This formula takes into account end effect and results in the wire being a little shorter than expected. Because the end effect must only be allowed for once in the calculation, when an antenna contains several halfwaves a different formula has to be used to calculate the length of wire required—one which takes into account the number of halfwaves involved, namely:

$$L = 150(N-0.05)/f,$$

where L = overall length of wire in metres; N = number of halfwaves and f = frequency of operation in MHz. Let us consider a practical example:

What is the length of wire required for an antenna containing three halfwaves at 21.600MHz?

Answer:

$$L = 150 (N-0.05)/f,$$

so

72

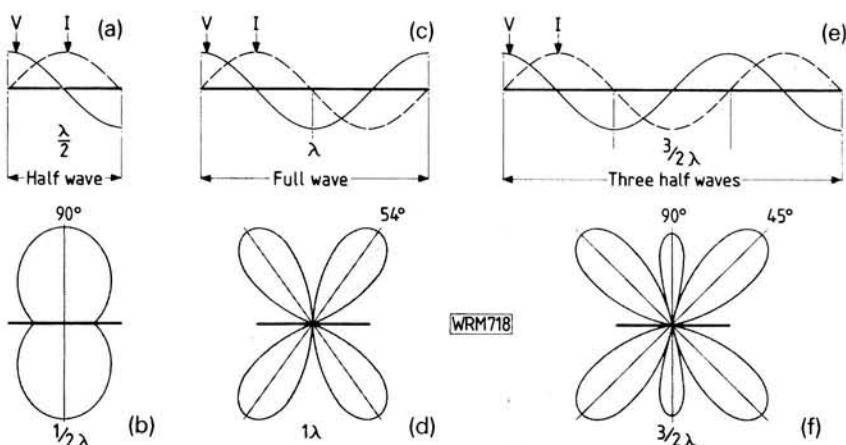


Fig. 1

$$L = 150 (2.95)/21.600 = 20.48m.$$

When the wire becomes two or more halfwaves long the directional properties change and the maximum response to incoming signals is no longer at right angles to the wire, for example with a wire two halfwaves long (a fullwave) the radiation pattern becomes a clover-leaf shape with four lobes at 54 degrees to the line of the wire—minimum pick-up is at right angles to the wire and off the ends! The reason for this is that the two adjacent halfwaves are out of phase with one another—see Fig. 1(c) and the field patterns from each halfwave interact—Fig. 1(d).

If the length of wire contains three halfwaves as in Fig. 1(e), four lobes at 45 degrees plus two at 90 degrees to the wire exist—see Fig. 1(f). A three halfwave antenna is an excellent DX performer and will cover four continents if erected either N-S or E-W in the UK! There is a lot to this interesting subject of antennas!

Conditions on 25 and 21MHz

(Note: Frequencies in MHz. Time in UTC = GMT.)

As expected, the 25MHz (11m) band has remained very silent here in the UK, due to our present position in the 11 year solar sunspot cycle—there have been no reports of any activity on this band reaching me from other areas of the world either!

Although the 21MHz (13m) band conditions can best be described as poor and unreliable in the UK, it is also probably true to say that there have been a number of days when reception has been better than in recent months.

By making regular checks on some of the signals beamed to Europe by broadcasters, a very good idea of band conditions can quickly be established; for example, UAE Radio Dubai, which broadcasts programmes mainly in Arabic to Europe from 0615 until 1500 on 21.700, provides a very good daily indication of the reception conditions from that area. They can also be found on 21.605 from 1000 until 1500—around mid-day, when good conditions exist, their signals can reach the SINPO 55555 mentioned by Alan Curry in his report from Stockton-on-Tees! Similarly, Radio RSA, which beams programmes to Europe on 21.590 from Johannesburg can be used as a good pointer to band conditions from S. Africa—their programmes commence on this frequency at 1000 in Portuguese, but at 1100 change to English until 1556.

There are a number of interesting signals to be found on this band which are not directed towards the UK, but can never-

theless be received here when the conditions permit—these include both direct transmissions from the country concerned and also those received via relay stations, which may be located many thousands of kilometres from the associated studio centre.

Some examples of direct transmissions to other continents were mentioned by Sheila Hughes who listened in Morden, to a programme in English from RFI Berlin, GDR on 21.540 at 0845 intended for Australia and Asia and to a 15 minute broadcast from Vatican Radio to Africa and the Middle East from 1115 on 21.485. Up in Edinburgh Robert Taylor listened to the Asian Service of Radio DW Cologne, FRG on 21.680 at 0930 and to a programme in French at 1130 from RFI Paris, intended for Africa, on 21.620 and Alan Williams picked up two broadcasts intended for Africa in Helston, namely, Radio Moscow on 21.465 at 1500 and Radio Prague on 21.505 at 1535.

Two examples of distant relay stations used by broadcasters to beam their signals to Asia and yet received in the UK were detailed by George Morley in his report from Redhill—Radio Nederlands, which uses a relay in Madagascar on 21.485 from 0700 until 1125 and the BBC World Service on 21.550 which uses a relay on Masirah Island, Oman between 0600 and 0815. Of course, some of the relay stations are used to provide a better service to Europe than would be possible with direct transmissions from distant countries—an example of this was mentioned by Tim Shirley of Bristol who has been listening at 1500 to the programmes from Radio Japan beamed to Europe via a relay in Moyabi, Gabon on 21.700.

The 17 and 15MHz Bands

Although the reception conditions on the 17MHz (16m) band have also been rather poor and unreliable in the UK, it has been possible to receive signals from several Continents on this band during the day. Radio Australia's broadcasts to Asia on 17.715 and 17.750 have been monitored daily by George Hewlett in Torquay and it seems that the best frequency to tune to in the UK is 17.715, where the signal often reaches SIO 433 at 0700 and again around 0845. The transmission on this frequency has now been extended to include the News at 0900, so the remarks concerning the start-up of their Chinese Service on this frequency at 0855, mentioned last month, are no longer applicable.

Although you may not understand the Urdu language used by Radio Pakistan

Practical Wireless, December 1986

Freq	Station	Country	1	2	3	4	5	6	7	8	9	10	11	12
2-380	Falkland BC	Falkland I.							0328					
3-220	R. Kara	Togo					2240							
3-225	R. Occidente	Venezuela							0110					
3-230	R. RSA	S. Africa				0350							0040	
3-235	AIR Gauhati	India											2359	
3-250	Radio 5	S. Africa					2145							
3-270	SWABC 1	Namibia	2240											
3-285	R. Belize	Belize											0100	
3-300	V. of Revolution	Burundi											0210	
3-310	R. Universal	Peru											0220	
3-315	R. Fort de France	Martinique										1800		
3-325	R. Liberal	Brazil											0240	
3-330	R. Rwanda	Kigali										1930		
3-338	R. Maputo	Mozambique											0250	
3-366	GBC Radio 2	Ghana	2230				2250				2330			
3-395	R. Zaracay	Ecuador										0100		
3-395	ZBC Gweru	Zimbabwe										1750		
3-462	R. Pasuran	Indonesia										1700		
3-905	AIR Delhi	India											0050	
3-915	BBC Kranji	Singapore				2210							0115	2040
3-925	R. Capital	Transkei										1920		
3-955	R. Orion	S. Africa										0336		
4-395	R. Yakutsk	USSR										2130		
4-045	PBS Fuzhou	China										2300		
4-500	Xinjiang	China									0207			
4-520	Khanty Mansiysk	USSR										0130		
4-635	R. Dushanbe	USSR										0310		
4-725	BBS Rangoon	Burma											2359	
4-735	Xinjiang	China				2215	1820							
4-740	R. Afghanistan	Afghanistan									0100			
4-760	ELWA Monrovia	Liberia						1930					0025	
4-770	FRCN, Kaduna	Nigeria						1930						
4-770	CPBS Beijing	China									0130			
4-770	R. Mundial, Bolivar	Venezuela									0208	0320		
4-775	Libreville	Gabon											0040	
4-775	TWR, Manzini	Swaziland											0030	
4-777	Maputo	Mozambique											0110	
4-785	Baku, Azerbaidjan	USSR									2000			
4-790	R. Atlantida	Peru							0330					
4-795	R. Douala	Cameroon	2205			2215		1900					0050	
4-800	AIR Hyderabad	India									0233	2359	0100	
4-800	LNBS Lesotho	Maeru												
4-800	R. Pop. de Cuenca	Ecuador					2333		0540		0300			
4-805	R. Diff Do Amazonas	Brazil							0135				0105	
4-805	Voice of Kenya	Kenya												
4-805	RN Sao Tome	R. Grande do Nth										2359	2114	
4-810	RSA	S. Africa	2130					2045			2258			
4-815	R. Beijing	China									2359			
4-815	R. Diff. TV Burkina	Ouagadougou				2200		1840					0117	
4-820	R. Botswana	Botswana				1835		1845		2150			2150	
4-820	La Voz Evangelica	Honduras										0430		
4-830	Africa No. 1	Gabon	2150			2240		1835			2227		1930	
4-830	R. Tachira	Venezuela							0242		0305			
4-832	R. Reloj	Costa Rica					0645		0435					
4-835	RTM Bamako	Mali	2345					1830			2300			
4-840	AIR Bombay	India				0425						1900	0125	
4-840	R. Bukvu	Zaire										1900		
4-845	ORTM Nouakchott	Mauritania	2215			2230		1925			2230			
4-845	R. Nacional, Manus	Brazil	2215				2349		0225				0130	
4-850	R. Yaounde	Cameroon											0040	
4-850	R. Capital, Caracas	Venezuela							0542					
4-870	R. Cotonou	Benin									0030	2135	0050	
4-880	Acreana, Rio Branco	Brazil				2230		1845						
4-885	R. Clube do Para	Brazil											0310	
4-885	Voice of Kenya	Kenya											0030	
4-890	ORTS, Dakar	Senegal	2207											
4-900	R. diff Nat. Conakry	Guinea						1930				2359	0230	
4-902	Ekala	Sri Lanka										2230	2200	
4-905	N'djamena	Chad										2359		
4-910	R. Maracaibo	Venezuela												
4-910	R. Zambia	Zambia											0354	
4-915	R. Anhanguera	Brazil				0640								
4-917	Accra	Ghana				2200	2240	2055			0010		2211	
4-915	Voice of Kenya	Kenya										0455		
4-920	R. diff Nat. Chad	Chad						1830						
4-920	R. Quito	Ecuador							0300					
4-920	VLM4 Brisbane	Australia										0836		
4-930	Ashkabad	USSR	2140			0330								
4-940	R. Abidjan	Ivory Coast										1650		
4-940	Kiev	USSR	2200			0315						1600		
4-945	Caracol, Neiva	Colombia						2359	0603		0200			
4-945	R. Nat. Porto Velho	Brazil			0154									
4-958	Azerbaijan	USSR				0300								
4-960	AIR Renshi	India				1845								
4-960	R. Federation	Ecuador											0255	
4-970	R. Rumbos	Venezuela											0145	
4-976	R. Uganda	Uganda						2020						
4-980	Ecos del Torbes	Venezuela			0210	0245			0208		0215		0245	
4-985	R. Brazil Central	Brazil							0600		2307	2359	0230	
4-990	FRCN, Lagos	Nigeria	2200	2320		2140								
4-990	R. RSA	S. Africa				0335								
4-990	Yerevan	USSR			0116	0315								
5-005	R. Nacional, Bata	Eq. Guinea											1940	
5-005	R. Nepal	Khumaltar				1945								
5-010	R. Garoua	Cameroon			2030	0430					2310			
5-015	Arkhangelsk	USSR	2040											
5-026	R. Uganda, Kampala	Uganda											0045	
5-038	Omdurman	Sudan										2114		
5-045	R. Cultura do Para	Brazil			0135						0227		1950	
5-047	Toglekope	Togo			2310			1930						
5-060	R. Amazonas	Peru	0145											

- Neil Dove, Lockerbie
- Albert Fisher, Heston
- David Jones, Liverpool
- Bill Kelly, Belfast
- George Morley, Redhill
- Fred Pallant, Storrington
- Graham Powell, Pontypridd
- Colin Rolls, Pulborough
- Michael Sargeant, Bolton
- Tim Shirley, Bristol
- Jim Willett, Grimsby
- Alan Williams, Helston

during much of their programme from Islamabad on 17-660, there are some short sections in English which make interesting listening. **Colin Rolls** has been checking their signal around 0900 in Pulborough—they make a useful guide to 16m band conditions from that area, because they are actually intended for Europe. Rather a similar situation exists with UAE Radio Dubai, mentioned by **Francis Hearne** in his report from Bristol, because their programmes for Europe on 17-775 are mainly Arabic between 0615 and 1500 with only two segments in English—nevertheless, they also make a good pointer to reception conditions!

Some of the other interesting signals to be found on the band during the morning were mentioned by **Philip Rambaut** of Macclesfield who has been listening to the Voice of Greece on 17-565 at 0900; AIR New Delhi, India on 17-875 at 1000; RTBF Brussels, Belgium 17-685 at 1112. Philip has been hearing Chinese on 17-715 at 0920, which is probably the Chinese service on Radio Australia.

Using a DX-150A receiver in Tunbridge Wells, **Darren Taplin** has been listening to RCI Montreal, Canada, which can be heard on 17-820 at 1445—their programmes include local news and sports reports and are very popular. The broadcasts from Radio HCJB on 17-790, which **Alexander Little** has been hearing in Glasgow at 1930, originate from Quito, located high in the Andes mountains of Ecuador. Their programmes are always very popular with s.w.l.s everywhere, no doubt because they cover such a wide variety of topics! Their programmes especially for DXers have a huge audience throughout the world, because they go to a lot of trouble to make them interesting. Their evening transmission to Europe on 17-790 is often one of the few remaining signals audible in the UK at 2130.

It seems that **Neil Dove** has been monitoring this band up in Lockerbie, Scotland, during the evening and at times has been appalled by the "blanket cover" produced by the illegal jammers which continue to operate on 16m. Nevertheless, his log includes Radio Surinam, Paramaribo broadcasting via an RNB Brasilia relay in Brazil on 17-755 at 1730; Radio Algiers, Algeria on 17-745 with programmes in English (which are under-modulated) at 2000 and the Voice of Free China which is relayed by a transmitter in Okeechobee, Florida on 17-845 from 2100.

In view of the generally poor reception conditions prevailing on the higher frequencies just now, it is not surprising that a large number of broadcasters have been attracted to the rather more reliable 15MHz (19m) band—although many of them use their highest power transmitters in an attempt to reach their chosen target areas, many illegal jammers create havoc on the band.

Radio New Zealand is known to operate on 15-150 with programmes intended for

the Pacific area, but despite hours of dedicated daily monitoring in South Shields by "old-timer" **A. Scholefield**, who has been especially interested in their signals for many years, there has been no sign of them so far this Autumn. Radio Australia can sometimes be heard on this band in the morning on 15.415, but their transmissions are often marred by interference and jammers around 0900.

John Parry G4AKX has been checking the band in the early morning in Northwich and found Vatican Radio on 15.190, which beams its programmes to Africa at 0615. Some of the other signals which may be heard in the UK during the morning include the Voice of Nigeria on 15.120 at 0845; AFRTS via Munich, W. Germany on 15.265 at 0850; Radio Algiers, Algeria 15.160 at 0945; Africa No. 1 Gabon on 15.200 at 1009; Radio Kuwait on 15.495 and 15.505 at 1020 and VOA broadcasting to Asia via their relay in Tinang, Philippines on 15.410 at 1125—all logged by Philip Rambaut.

During the afternoon **Stewart Russell** of Forfar has been listening to BRT Brussels, Belgium on 15.590 from 1300 and Darren Taplin logged Radio Peace and Progress, Moscow on 15.310 beaming to N. America at 1400 and later found REE Madrid, Spain on 15.375 broadcasting to Africa at 1830. UAE Radio Dubai, noted by Colin Rolls, can be found on 15.320 from 1430 and WYFR can be heard via their relay in Taipei, Taiwan on 15.055 at 1445.

Writing from Nigeria, **Bobby Enebeli** says he has been listening to Radio Monte-Carlo on 15.465, broadcasting in Arabic to the Middle East between 0700 to 1455 and has also received good signals from Radio Baghdad, Iraq on 15.130 at 1730.

There is a wide choice of stations to be found on this band during the evening—John Parry heard VOA broadcasting to Africa at 1800, using two direct transmissions from Greenville, USA on 15.410 and 15.580 and via a relay in Monrovia, Liberia on 15.600—it would be interesting to know which one in fact provides the best service! While testing out a new Sharp QT27 stereo cassette radio in Bishops Cleeve during the evening, **John Sadler** logged RNB Brasilia, Brazil on 15.267 at 1800; RCI Montreal, Canada on 15.325 with programmes for Europe at 2100; Radio HCJB in Quito, Ecuador on 15.270 at 2130 and Radio Sophia, Bulgaria, broadcasting to N. America on 15.330 from 2130.

Two of the popular programmes from the USA were mentioned by **Colin Diffell** of Corsham—he has been listening to news and sporting events from AFRTS via their Greenville, USA, transmitter on 15.430 at 1945 and to Family Radio WYFR of Oakland, California, who broadcast to Europe via their Okeechobee, Florida, transmitter on 15.566 from 1900. He also heard Radio Norway, Oslo on 15.310 from 1900. Up in Stockton-on-Tees, **Michael Hill** has been listening to the

Voice of Vietnam in the evening at 2030, which broadcasts in English to Europe on 15.010 and later, at 2315, has been hearing Radio Australia on 15.395 with a programme beamed to N. America and the Pacific area—there is certainly plenty to interest s.w.l.s. on the 19m band!

The 13MHz Band

Radio Moscow continues to dominate the 13MHz (22m) band, since they are active on no less than twenty-one frequencies between 13.605 and 13.785MHz during the day—as **Ian McLuckie** of Darvel, Scotland, says, "You can hear them all over the place!"

Tim Shirley logged Radio Baghdad on 13.700 with a programme in Arabic for Europe at 0830 and later, at 2010, listened to a mailbag and DX programme in English from the Voice of Israel, who occupy 13.725 for much of the day with programmes in eleven languages intended for Europe. **Colin Diffell** has been listening to Radio Prague, Czechoslovakia, who beam programmes in Arabic, French and English to Africa on 13.605 from 1630 until 2125. Radio Pyongyang, N. Korea, also use this band—**Bobby Enebeli** has been hearing them in Nigeria at SINPO 32222 on 13.650 at 2330.

The 11, 9, 7 and 6MHz Bands

Despite the high level of mutual interference resulting from overcrowding and the havoc caused by deliberate illegal jamming, there is plenty to interest the listener on these bands just now, where signals from all continents are audible at some time of the day or night.

George Hewlett has been monitoring the 11MHz (25m) signals from Radio Australia around 0500, but finds that reception on 11.910 varies from day to day and is either very poor or non-existent! It's quite a different story on 9MHz (31m), where their transmission is often very well received in the UK from 0700 until 1000—"old-timer" **Harry Smith** is a regular listener to the local news from "down under" on 9.655 in Sale because he has relatives there. Their 7MHz (41m) transmission can be heard from 1430 but suffers from interference—Ian McLuckie, who heard them for the first time ever on 7.205 at 1655 says, "... this made me smile and still does!" The reception of their 6MHz (49m) signals is frequently good between 1600 and 1930, in fact **Peter Gent G4DPY** picks them up on 6.035 every evening without fail in Retford, Nottingham, on his Sony ICF-7600 receiver plus whip antenna!

Although it was 47 years ago that **George Markwick** of Thornaby, Cleveland, built his first s.w. receiver, he is still a keen DXer—his latest 25m list includes Radio Bucharest, Roumania on 11.940 at 1045; Radio Finland, Helsinki 11.945 at 1200 and with programmes for Europe, the Voice of Greece on 11.645 at 1715,

Radio Beijing on 11.500 at 2000 and the Voice of Vietnam on 10.040 at 2100. **Julian Wood** of Buckie, Scotland, listened to RAI Rome, Italy on 11.800, which broadcasts to the Middle East in English at 2025 and **David Jones** picked up All India Radio, New Delhi on 11.620 at 2000.

Writing from Washington, DC, **Dan Smith**, **Chris Wood** says he has been hearing excellent signals from Radio Japan on 9.675 at 0100 and RAE Buenos Aires, Argentina on 9.690 at 0115. **Albert Fisher G4VBH** of Heston, Hounslow, has been exploring the top end of the 31m band and found Radio Beijing, China on 9.860 with English at 1900; Radio Riyadh, Saudi Arabia, broadcasting in Arabic on 9.870 at 1850; All India Radio, New Delhi, with programmes in English at 2000 on 9.910 and VOFC Taipei, Taiwan 9.955 which beams on Europe at 2200.

While tuning over the 41m and 49m bands in Blackrock, Co. Dublin, **Paul Hegarty** found Radio Prague, Czechoslovakia on 7.345 at 1932; Radio Australia on 7.215 at 2000; the Voice of Israel, Jerusalem on 7.410 at 2233; REE Madrid, Spain on 6.020 from 2200 and RAI Berlin, GDR on 6.080 at 2330.

As for the 5, 4, 3 and 2MHz bands, there is plenty to interest the dedicated DXer here—see chart.

Short Wave Awards

Four attractive awards are available to all s.w.l.s from W. Germany, namely "Middle East Award," "Fifty Countries Award," "Africa Award" and "America Award." To obtain them, a list of verified reception of certain countries is required, plus 5 German marks (or 5 IRC's)—for full details contact: EAWRC Award Secretary, Adolf Schwegeler, Brahnhofstrasse 56, D-5042 Erftstadt 1, W. Germany.

My thanks to **Edward Baker** of Cramlington, Northumberland, for sending along this information.

Books

The *International Listening Guide* is a most useful reference guide to s.w. broadcasts throughout the world for newcomer and old-timer alike. It is published four times a year, March, May, September and November, to correspond with broadcasters' schedule changes and a UK subscription costs £8 for all four issues. Send cheque, payable to "DX Listeners Service," to Bernd. Friedwald, Merianstr. 2, D-3588 Homberg, West Germany.

Station Addresses

Radio Afghanistan, External Service, Ansary Wat, P.O. Box 544, Kabul, Dem. Rep. Afghanistan.

Radio Cairo, External Services, P.O. Box 566, Cairo, Egypt.

Radio Riyadh, Broadcasting Service of the Kingdom of Saudi Arabia, P.O. Box 570, Riyadh 1116, Saudi Arabia.

ERRORS & UPDATES

PW "Taw" VLF Converter

November 1986

Our sincere apologies to M. F. J. Rowe G8JVE the author of the PW "Taw" VLF Converter project. We inadvertently attributed the wrong

callsign to Mr. Rowe and we are very sorry for any confusion caused. Last month, the telephone number in the South Midlands Communications Ltd. advertisement was incorrect. It should be (04215) 55111, our apologies.

INDEX

Volume 62—January to December 1986

CONSTRUCTIONAL—General

Active Antenna by <i>Robert Penfold</i>	40	Nov
Automatic NiCad Charger by <i>James A. Brett G6EBR</i>	36	Oct
Broadside and Endfire Arrays by <i>F. C. Judd G2BCX</i>	38	Jan
Part 2	28	Feb
Part 3	22	Mar
Part 4	24	Feb
External Ferrite Loop Antenna by <i>Richard Q. Morris G2BZQ</i>	41	Aug
Folded Coaxial Dipole by <i>Martin Michaelis DK1MM</i>	26	Feb
Low-cost Trap Dipole by <i>John Davies G3LJD</i>	23	Jan
RTTY/Morse Modem by <i>N. Allen-Rowlandson G4JET</i>	26	June
Small 12 Volt Generating Set by <i>Frank Rhodes G3TWO and John Roscoe G4QK</i>	32	July
Sooper Loop by <i>Dave Mayhew</i>		

CONSTRUCTIONAL—Receiving

Add-on Audio Amplifier & Power Supply by <i>A. G. Martin G4XBY</i>	39	Apr
Effective TVI Filter by <i>Basil Spencer G4YNM</i>	32	Dec
Receiving DXTV by <i>Ray Howgego G4DTC</i>	22	May
Simple 50MHz Converter by <i>Martin Michaelis DK1MM</i>	36	Sept
Some Further FRG-7 Mods by <i>A. J. Cawthorne G37DJ</i>	40	June
The PW Taw VLF Converter by <i>Mike Rowe G8JVE</i>	28	Nov
Versatile Valve Monitor/S-Meter by <i>Chas. E. Miller</i>	28	May

CONSTRUCTIONAL—Test Equipment

Arun Parametric Filter by <i>Ben J. Duncan</i>	36	May
Crystal Calibrator by <i>R. H. Pearson G4FHU</i>	35	Jan
Digital Voltmeter Kit by <i>Brian Dance</i>	24	July
Part 2	22	Aug
High-Impedance MOSFET Voltmeter by <i>John Thornton-Lawrence GW3JGA</i>	26	Dec
Simple Audio Oscillator by <i>John Keeley G6RAV</i>	28	Mar
Simple Continuity Tester by <i>R. H. Pearson G4FHU</i>	48	Jan

CONSTRUCTIONAL—Transmitting

PW Meon 2 50MHz Transverter by <i>Sam Jewel G4DDK & Dave Powis G4HUP</i>	22	Apr
RF Speech Processor by <i>R. A. Penfold</i>	36	Mar

ERRORS AND UPDATES

Amateur Bands—Jan 86.....	44	Mar
Bookshelf—Dec 85.....	17	Feb
PW Meon—Oct 85.....	22	Jan
PW Programs—Cassette 7.....	44	July
PW Taw VLF Converter—Nov 86.....	74	Dec
W-Q MW Loop Antenna—Nov 85.....	22	Jan

GENERAL INTEREST

A Cautionary Tale by <i>Derry Parker G1MBC</i>	22	Jan
Antenna Tower Calculations by <i>Sean Linehan EI7CV</i>	25	Feb
Biggest in the World by <i>Nigel Cawthorne G3TXF</i>	36	Aug
Birth of Broadcasting by <i>Tim Wander</i>	24	Mar
Part 1	28	Apr
Part 2	32	Jan
Braille Circuit Diagrams by <i>George Day</i>	38	Dec
Calling The Elettra by <i>E. M. Fairburn</i>	22	Feb
Coaxial Cables and Testgear by <i>Dave Coomber G8UYZ</i>		
Computing		
Amstrad PCW8256 Review.....	30	Feb
Delivery in About 2000 Days by <i>Peter Laughton</i>	42	Mar
Electrical Safety—the Shocking Truth by <i>Roger Alban GW3SPA</i>		
Part 1	28	Aug
Part 2	24	Sept
Part 3	34	Nov
ERP Calculations and 50MHz by <i>F. C. Judd G2BCX</i>	39	Sept
Part 2	40	Oct
Filling the Gaps—Self-help TV by <i>N. S. Cawthorne</i>	43	Apr
Getting Started the Practical Way by <i>Rob Mannion GM3XFD</i>		
Part 1	30	July
Part 2	46	Sept
Part 3	46	Oct
Part 4	45	Nov

HF Radio—the Amateurs are the Lucky Ones! by <i>Nigel Cawthorne G3TXF</i>	43	May
IC of the Month		
ZN414/5/6 Series by <i>Brian Dance</i>	28	June
Ionospheric Refraction by <i>Dr. L. W. Brown G0FFD & F. G. Judd G2BCX</i>	50	Dec
It Comes to Us All, He Said by <i>John F. Feeley G4MRB</i>	44	Aug
Just a Word of Warning! by <i>Gordon J. King G4VFW</i>	26	Aug
Kit Construction—It's Easy by <i>Elaine Richards G4LFM</i>		
Boxing It Up	31	Oct
C. M. Howes Direct Conversion Receiver	22	July
Cambridge Kits Noise Bridge	24	Dec
Spectrum RC20-2	32	Aug
Wood & Douglas 6PA4/S	28	Sept
Lundy Expedition Report by <i>Lionel Parker G5LP</i>	42	Feb
Microstrip by <i>S. J. Davies G4KNZ</i>	42	Aug
Modifying the No. 88 Set by <i>Dave Rycroft GW40KO/ZC4DR</i>	44	Feb
Modifying the SRX-30D by <i>S. Niewiadomski</i>	34	Dec
Mods by <i>Roger Hall</i> (suggestions on modifying amateur equipment)	No. 35	45 Jan
	No. 36	46 July
Multiple Choice—Practice Questions for the RAE	31	May
	Answers	42 May
Names from the Past by <i>Tony Smith G4FAI</i>		
Michael Faraday	45	July
Origins of Morse by <i>Tony Smith G4FAI</i>	36	Feb
Planning Difficulties—An Alternative Approach by <i>Robin Bellerby G3ZYE</i>	43	Dec
Portrait of an Old-timer by <i>Tony Smith G4FAI</i>	34	Aug
Power in dBW by <i>R. H. Pearson G4FHU</i>	43	Sept
Power Play by <i>Gerry L. Dexter</i>	44	Sept
PW Preview		
JRC NRD-525 Receiver	50	June
PW QRP Contest Results by <i>Neill Taylor G4HLX</i>	36	Nov
PW QRP Contest Rules by <i>Neill Taylor G4HLX</i>	25	June
PW Review		
Circuit 50MHz Transverter	28	July
Halbar QDX 144MHz Antenna	46	Jan
C. M. Howes HC220 Transverter	47	Dec
POCOMTOR AFR-2010 RTTY All-Mode Decoder	22	Oct
Scarab MPTU 1 Decoder and NITE 2 Filter	42	Oct
Sony AIR-7 Synthesised Receiver	30	Nov
Timestep Modules for FRG-7	34	Feb
Vega 206 and Selena B210/2 Receivers	38	June
Radio Data Systems Progress by <i>James Archer</i>	41	Feb
Reminiscences of a Portable Contest Station by <i>David Iles G4XGA</i>	38	Aug
Restoration of Old Valve Receivers by <i>Robert A. Wilson</i>	43	June
Secrets of Soliljev by <i>Peter Laughton</i>	40	Apr
Speech Processing by <i>Ian Poole G3YWX</i>	33	Mar
Ten Metres—Our Most Versatile Band by <i>A. J. Nailer G4CFY</i>	25	Oct
The Rise and Fall of the Tunnel Diode by <i>Brian Dance</i>	32	Apr
The 11-year Sunspot Cycle by <i>F. C. Judd G2BCX</i>	Part 1	36 Apr
	Part 2	32 May
Valved Communications Receivers by <i>Chas. E. Miller</i>	The R-107	28 Jan
	The CR100/B28	32 June
Watertight Connections by <i>Dave Harrington G3LUL</i>	28	Oct
Weather Satellites Update by <i>Terry Weatherley G3WDI</i>	24	Nov
Weather Watch by <i>Jeff Maynard G4EJA</i>	Part 1	46 Apr
	Part 2	26 May
	Part 3	40 July
What Do You Think of Your Club's Newsletter? by <i>Eric Dowdeswell G4AR</i>	48	Aug
Working with the Ethodyne Receiver by <i>John D. Heys G3BDQ</i>	40	Jan
50MHz From Day 1 by <i>John M. Fell G0API</i>	42	July

CARTOONS

Benny.....	48 Jan, 66 Feb, 35 Mar, 26 Apr, 66 May, 42 June, 44 July, 29 Oct, 26 Nov
Laugh with Barthes.....	16 Nov, 17 Dec

BOOKSHELF

A First Class Job! The Biography of Frank Murphy by <i>Joan Long</i> ..	68	Oct
Handbook for Radio Operators.....	17	Jan
Newnes Radio & Electronic Engineer's Pocket Book by <i>Keith Brindley</i>	66	May
Op-Amps Their Principles and Applications (2nd Edition) by <i>J. Brian Dance</i>	17	Aug
Radio and Television Servicing 1985-86 Models edited by <i>R. N. Wainwright</i>	17	Nov
The Best of CQ-TV.....	17	Aug
United Kingdom Table of Radio Frequency Allocations.....	17	Jan

PRODUCTS

Adapt Electronics—Spectrum Add-ons.....	21	Feb
AEUK/Holdings—Z Match Mod Kit.....	21	May
AliDin—Spectrum as a Storage Scope.....	20	May
Amcomm/ARE—Antenna Couplers.....	21	July
Amcomm/ARE—Antenna Tuning Unit.....	23	June
Amcomm/ARE—Yaesu Back-Packs.....	22	Sept
Antenna Technologies—Carbon Fibre Masts.....	20	Aug
Aquaman (UK) Ltd—Aquarigging.....	23	Dec
ARE Communications Ltd—UHF Converter.....	20	Jan
Astec Europe—Satellite TVRO Modules.....	23	June
ATUs UK of Cap. Co. Electronics Ltd—Antenna Tuning Units.....	20	Jan
B & J Communications—Spectrum RTTY Filter.....	23	Dec
Black Star Ltd—Colour Pattern Generator.....	22	Sept
Boldfield Computing—End of the ACE.....	22	Sept
Buckleys (Uvral) Ltd—Colinear Antenna for 144MHz.....	20	Apr
Catalogues.....	20 Jan, 19 Apr, 20 July, 23 Sept	
Chris Rudge G6LAW—Electron RTTY.....	23	Sept
Cirkit Distribution—Snap-in Bezels.....	23	June
Cobonic Ltd—Anti-slip Mats.....	21	Oct
Conblock Electrical Ltd—Neater Mains Adaptors.....	21	Feb
Coutant Electronics Ltd—Power Supplies.....	20	Aug
Crotech Instruments Ltd—New Scopes.....	20	Feb
CTP Software—AMPROM.....	20	Mar
DC to Light—DC to Light.....	21	Feb
DC to Light—DC to Light.....	20	Mar
Display Tiling Services Ltd—The Handgrip.....	22	June
Dorman Smith Switchgear Ltd—Protection.....	21	Oct
Eagle International—Compact Multimeters.....	21	Aug
Electronic and Computer Workshop Ltd—Spectrum Add-ons.....	21	Mar
Electronic and Computer Workshop Ltd—Tuner Kit.....	20	Feb
Electronic and Computer Workshop Ltd—3-Digit DPM Kit.....	23	June
Electronic and Computer Workshop Ltd—Toroidal Transformer Kits.....	21	July
Electronic and Computer Workshop Ltd—VHF Pre-amp Kit.....	20	Aug
Elek Ltd—The Workdek.....	22	June
GHP—Precision Bits and Pieces.....	21	Oct
G3LIV—Computer Control.....	21	Jan
Gardners Transformer Ltd—Audio Matching Transformers.....	21	Aug
Garex Electronics—Dipole Nest.....	21	Jan
Geefor Enterprises—Safety.....	22	Nov
Geoff Brown—144MHz PA.....	23	Sept
Global Specialties—More Power Supplies.....	20	Aug
Global Specialties—Surfboarding.....	19	Apr
GM4SZA—VHF Contest Logging Program.....	20	Jan
Greenwood Electronics—Gas Iron.....	21	Oct
Greenwood Electronics—Low-cost Irons.....	21	Mar
Greenwood Electronics—Soldering Station.....	23	Sept
Grove Enterprises—Scanning Information.....	21	Jan
Hamtelecommunications—Hamtel RTTY.....	20	July
Harris Electronics (London) Ltd—DMM.....	20	Jan
Hi-Tech Worldwide Ltd—Handhelds.....	21	Jan
C. M. Howes Communications—144 to 14MHz Transverter.....	19	Apr
ICS Electronics Ltd—144MHz Mobile Rig.....	21	July
IQD Ltd—Mini Selcall.....	21	Mar
IML—Mains Filter.....	21	May
Inovtron Ltd—Digital Morse Processor.....	22	Nov
Jaytee—Toroidal Transformers.....	20	Aug
Lascar Electronics Ltd—The Smallest DPM.....	21	Jan
LCR Components—The Plug.....	20	Apr
Levell Electronics Ltd—Digital Multimeters.....	21	May
Lowe Electronics Ltd—TS-440S, TM-2550E.....	22	June

MM Microwave Ltd—ASTRID.....	20	Feb
Moray Micro Computing—Turbo-Log.....	22	June
MRZ Communications Ltd—Desk PSU for Icom Handhelds.....	21	July
Pelltech Ltd—Magnetic Clip.....	21	July
Plasplugs Ltd—Automatic Strippers.....	21	May
B.D. Price G4DVB—UHF Antenna.....	21	Aug
Semiconductor Supplies International Ltd—DMM and Transistor Checker.....	20	Feb
Semiconductor Supplies International Ltd—Low-cost Scope.....	23	Sept
K. van der Schaaf—Coaxial Switch.....	20	May
Sony (UK) Ltd—Compact Antenna.....	20	Apr
South Midlands Communications Ltd—430MHz Transceiver.....	21	Mar
J. S. Smith G4KJJ—Cambridge QRP Components.....	23	Dec
D. J. Stanton (Radio)—Loop Amp.....	21	Mar
N. P. Taylor G4HLX—SPIX Software.....	22	Sept
N. P. Taylor G4HLX—SPOT Software.....	20	Mar
N. P. Taylor G4HLX—SUDD Software.....	20	May
Technical Software—Software.....	21	Aug
Telecomms—Cellular Radio Beam.....	23	Dec
Telecomms—Coaxial Cable.....	22	Nov
Telecomms—Dummy Load.....	23	Sept
Telecomms—High-Power Variable Capacitors.....	22	Nov
Thandar Electronics Ltd—DMM with DFM Capability.....	21	Feb
Thandar Electronics Ltd—Logic Probe.....	21	May
Thonet Electronics Ltd—1-2GHz Transceiver.....	20	Mar
R. Withers Communications Ltd—FRG-9600 Scanner Mods.....	20	Apr

MISCELLANEOUS

Amateur Bands by <i>Eric Dowdeswell</i>	51 Jan, 51 Feb, 48 Mar, 52 Apr, 50 May, 52 Jun, 52 July, 50 Aug, 53 Sept, 53 Oct
Amateur Bands by <i>John Fell</i>	52 Nov, 57 Dec
BATC Convention Report by <i>Colin Redwood G6MXL</i>	27 Sept
Club News.....	49 Jan, 49 Feb, 45 Mar, 48 Apr, 45 May, 47 June, 49 July, 45 Aug, 50 Sept, 49 Oct, 47 Nov, 54 Dec
Comment.....	16 Jan, 16 Feb, 16 Mar, 16 May, 16 June, 16 July, 16 Aug, 16 Oct, 16 Nov, 16 Dec
Did You Know?.....	26, 68 Apr
EDXC Conference 1986 by <i>Simon Spanswick</i>	32 Sept
MW Broadcast Band DX by <i>Brian Oddy</i>	62 Jan, 63 Feb, 60 Mar, 64 Apr, 60 May, 64 June, 64 July, 61 Aug, 63 Sept, 64 Oct, 61 Nov, 69 Dec
News.....	18 Jan, 18 Feb, 17 Mar, 17 Apr, 18 May, 18, 30 June, 17, 34 July, 18, 31, 68 Aug, 20 Sept, 18 Oct, 18 Nov, 18, 44 Dec
Past Gems.....	42 May, 47 May, 34 Sept
RTTY by <i>Ron Ham</i>	52 Jan, 54 Feb, 49 Mar, 54 Apr, 51 May, 53 Jun, 53 July, 51 Aug, 54 Sept, 54 Oct, 53 Nov, 58 Dec
Space & Satellites by <i>Pat Gowen</i>	54 Jan, 54 Feb, 50 Mar, 55 Apr, 52 May, 54 June, 54 July, 52 Aug, 56 Sept, 55 Oct, 53 Nov, 61 Dec
Special Offer	
Black Star 1-5GHz Frequency Counter.....	35 Aug
Scarab RTTY System.....	35 Oct
Stop Press News—Morse for Class B.....	31 July
Swap Spot.....	23, 33 & 66 Feb, 44 Mar, 34 Apr, 34 May, 46 June, 69 July, 27 Aug, 30, 49 Sept, 38, 48 Oct, 50 Nov
SW Broadcast Bands by <i>Brian Oddy</i>	64 Jan, 64 Feb, 63 Mar, 66 Apr, 63 May, 66 June, 67 July, 64 Aug, 66 Sept, 66 Oct, 64 Nov, 71 Dec
Television by <i>Ron Ham</i>	59 Jan, 60 Feb, 59 Mar, 62 Apr, 59 May, 61 June, 61 July, 60 Aug, 60 Sept, 61 Oct, 60 Nov, 66 Dec
VHF Bands by <i>Ron Ham</i>	58 Jan, 58 Feb, 55 Mar, 59 Apr, 56 May, 58 June, 58 July, 57 Aug, 58 Sept, 60 Oct, 58 Nov, 64 Dec
Write On.....	16 Jan, 16 Feb, 16 Mar, 16 Apr, 16 May, 16 June, 16 July, 16 Aug, 16 Sept, 16 Oct, 16 Nov, 16 Dec

USED AMATEUR EQUIPMENT?

I Buy, Sell & Exchange!

SELLING? Is your Used Equipment in First Class Condition? Want the VERY BEST CASH PRICE, with the least hassle and no waiting months for your ads to appear??

BUYING?? Whether looking for the largest or smallest item in Amateur Radio, you can save money by buying from our stock of TOP QUALITY USED AMATEUR EQUIPMENT!!

For the Deal You've been Looking for, Phone Dave, G4TNY
ON HORNCHURCH (04024) 57722 or Send SAE for List.

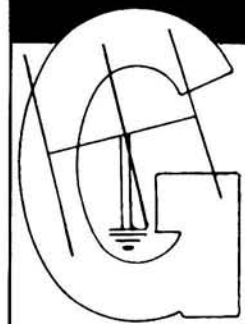
(Personal callers by appointment only please) MONDAY TO SATURDAY, 9 am to 7 pm

G4TNY AMATEUR RADIO

MAIL ORDER

132, Albany Road, Hornchurch, Essex RM12 4AQ

PART EXCHANGE





Thanet Electronics/Retail.

Everything you need for your shack is available from Thanet Electronics' retail shop. Andy G6MRI is on hand with new and secondhand stock from ICOM plus Yaesu, Trio, MET, Tono, Jaybeam, Welz, Drae, BNOS and many more. RSGB publications also available, if Andy can't help, you've got a problem. Why not call in, we are on the corner of Stanley Road and Kings Road, Herne Bay, Kent and open 9 - 5.30 mon-sat, lunch is 1-2.15, 1/2-day closing thursday afternoons open 9-1.00. BCNU.

Credit facilities available, plus VISA & ACCESS accepted.



Thanet Electronics Ltd.  **The World System**
2 Stanley Road, Herne Bay, Kent CT6 6SH. Tel: 0227 369464.

S.E.M. UNION MILLS, ISLE OF MAN

Tel: MAROWN (0624) 851277

NEW. S.E.M. QRM ELIMINATOR. Do you suffer from local QRM. Motors, power lines, TVs, local station? We can stop it, with this entirely new concept developed by us. Phase out interference using a small indoor pick up aerial. 1.8-30MHz. £85. If you don't believe its true, try one for 10 days, if it doesn't solve your problem, we'll refund, less £5 to cover costs. We have many delighted owners now, and nobody has returned one for a refund.

NEW S.E.M. Dummy load. 100W with dummy load/through switch. So you leave it plugged in. £22.00 Ex-stock.

NEW S.E.M. TRANZMATCH. Now has a switch to select DIRECT to aerial, BALANCED or UNBALANCED or DUMMY LOAD. The matching unit retains its tremendous versatility capable of matching virtually any aerial to 50 ohms at up to 1kW. The link coupled output isolates the aerial from the rig, which can cure TVI both ways. We are constantly hearing from people who have bought other ATUs and then had to use one of ours to match their aerials, and their robust construction is proved by the ones in daily use for 15 years. 1.8-30MHz £110. Ezitune built in £39.50 (see below). Built in dummy load £8.90 Ex-stock.

S.E.M. 2 metre Transmatch £32.00 Ex-stock.

S.E.M. EZITUNE. Do you use an antenna matcher? You need our Ezitune to tune it to your frequency without transmitting. Listen to the 59+ noise on your receiver and adjust your aerial tuner for a dip in the noise and you are matched up to 50 ohms (1:1 SWR). Protect your radio and stop tuning QRM. £45 boxed, or p.c.b. + fixing bits and instructions to fit in any A.T.U. £39.50. Ex-stock.

VERY WIDE BAND PRE-AMPLIFIERS

They cover from 3-40MHz or 20-500MHz with a noise figure of 1.5dB and an unprecedented +30dB 3rd order 1P at the INPUT. This means that they are quite exceptional in handling very strong signals, very important on wideband pre-amps. Gain is 9dB.

We make each in three types. Straight pre-amp, this has a signal loss if you switch it off. £32.00. One which switches to "straight through" when switched OFF, can be used for transmitting through (100W) if supplied with 12V on receive and 0 on TX, costs £35.00. An R.F. switched unit is £45.00. All Ex-stock.

We are continuing to make our highly acclaimed dedicated 2 Metre pre-amps with adjustable 0-20dB gain and 1dB N.F. Receive only £21.90. R.F. switched £34.00 and with 240V P.S.U. £39.00. Ex-stock.



CONVERTERS

Our new H.F. CONVERTER opens new horizons for receivers, use with the new all mode V.H.F., U.H.F. receivers FRG9600 and ICR7000, extends their coverage down to 100KHz, giving you LF, MF, HF, VHF and UHF. You tune your RX from 100MHz up, e.g. 103.500 is 3.5MHz. It has two aerial sockets, one for H.F. into the converter and one for V/UHF switches straight through into your RX when you switch the converter OFF, i.e. No plugs to change. All this for £45.00. Ex-stock.

R.F. NOISE BRIDGE. If you are experimenting with aerials you need one of these units. Tells you the resonant frequency and impedance of your aerials and also invaluable for measuring 1/4, 1/2, etc., wavelength of feeders, etc. £45.00. Ex-stock.

WAVEMETER. A pretty little absorption wavemeter, to satisfy the licence conditions. 1.5-30MHz with a meter indication. £39.50. Ex-stock.

IAMBIC KEYS. We use the world famous CURTIS chip which eliminates the little idiosyncrasies common in other keys. Opto-isolators from the chip ensure that R.F. can't get in, a common problem with multi-chip keys. £45.00. An excellent twin paddle key often mistaken for ones costing several times more at £19.50. Ex-stock.

2 METER LINEAR POWER AMP/PRE-AMP. People are constantly telling us that comparing different makes our Pre-amp is best. (See Pre-amps for spec.) Three models. Sentinel 35 12x power gain e.g. 3W IN-36W OUT. Ideal for FT290 £85.00. Sentinel 50, 10W IN-50W OUT £95.00. Sentinel 100 10W IN-100W OUT £135.00. All Ex-stock.

AUDIO MULTIFILTER. Has fully adjustable BAND PASS, HIGH PASS, LOW PASS and 2 NOTCH filters. From 2.5KHz to 20Hz. Making the most versatile filter available. £75.00. Ex-stock.

T.V.I. Our Braid Breaker/High Pass Filter cures T.V.I. by plugging into the TV aerial socket. £7.50. Ex-stock.

S.E.M. SWITCH. 3 way ant. switch + 4th position to earth. 1kW. S0239S D.C.-150MHz. £23.00. Ex-stock.

12 MONTHS COMPLETE GUARANTEE INCLUDING ALL TRANSISTORS.

Prices include VAT and delivery. C.W.O. or phone your CREDITCARD No. Ring or write for further data. Orders or information requests can be put on our Ansaphone at cheap rate times.

**PLEASE
MENTION
PRACTICAL WIRELESS
WHEN REPLYING
TO ADVERTISEMENTS**

CRICKLEWOOD

ELECTRONICS LTD

It's no secret!



FREE!
catalogue

that there is a real difference at Cricklewood Electronics. That's why you should never be without the **FREE CRICKLEWOOD ELECTRONICS COMPONENTS CATALOGUE**, for sheer variety, competitive prices and service from the U.K.'s number one 100% component shop. No gimmicks, no gadgets or computers, just components, millions of them, all easily available by mail order, calling or credit card telephone orders. Just pick up the phone for a pen! to get your FREE copy now (no SAE required). You have nothing to lose.

CRICKLEWOOD ELECTRONICS LTD.
40 Cricklewood Broadway NW2 3ET.
01-450 0995 & 01-452 0161
ALL MAJOR CREDIT CARDS ACCEPTED
Telex 914977 Phone or write today

USE THIS

SPACE

SMALL ADS

The prepaid rate for classified advertisements is 40 pence per word (minimum 12 words), box number 60p extra. Semi-display setting £13.24 per single column centimetre (minimum 2.5 cm). Please add 15% VAT to total. All cheques, postal orders etc., to be made payable to Practical Wireless. Treasury notes should always be sent registered post. Advertisements, together with remittance should be sent to the Classified Advertisement Dept., Practical Wireless, Enefco House, The Quay, Poole, Dorset BH15 1PP. Telephone (0202) 678558.

Whilst prices of goods shown in advertisements are correct at the time of closing for press, readers are advised to check with the advertiser both prices and availability of goods before ordering from non-current issues of the magazine.

Service Sheets

SERVICE MANUALS. Television, Audio, Video, Vintage, Test etc. ISAE enquiries: MAURITRON (PW), 8 Cherry-tree Road, Chinnor, Oxfordshire, OX9 4QY.

TECHNICAL INFO SERVICES

76 Church St - Larkhall - Lanarks

FULL SIZE SERVICE SHEETS

Ctv/Mus-c/Combis £3.50 per set + Isae

Any other published £2.50 + Isae

Complete TV Repair Course £9.50
Complete Radio Servicer/Repair £9.50
Practical Transistor Yearbook £5.80

Repair data/circs most TVs and Video
Mono TV or Videos £10.50: CTV £12.50

Almost every SERVICE MANUAL stocked
Main supplier NEWNES TECHN BOOKS
Sole supplier TV TECHNIC BOOKS
S.a.e. for free Review and pricelists

FOR FAST QUOTES
PHONE 0698 884585
After 5pm - 0698 883334

Receivers and Components

ESR ELECTRONIC COMPONENTS

- FULL RANGE OF COMPONENTS
- MOTORS & SERVOS
- ROBOT ARMS & INTERFACES
- VELLEMAN ELECTRONIC KITS

Send for new catalogue 60p inc. P&P

13a Station Road, Cullercoats,
North Shields, Tyne & Wear NE30 4PQ
091 251 4363

ELECTRONIC COMPONENTS IN HOVE. SC'S COMPO-
NENTS, 218 Portland Road, 0273 770191 (also Mail Order).

ORDER FORM PLEASE WRITE IN BLOCK CAPITALS

Please insert the advertisement below in the next available issue of Practical Wireless for insertions. I enclose Cheque/P.O. for £

CAT. heading

(Cheques and Postal Orders should be made payable to Practical Wireless)

NAME

ADDRESS

PRACTICAL WIRELESS

Classified Advertisement Dept.,

Enefco House, The Quay,

Poole, Dorset.

Telephone (0202) 678558

Rate 40p per word, minimum 12 words.

Box No. 60p extra.

PLEASE ADD 15% VAT TO TOTAL

Company registered in England. Registered No. 1980539. Registered Office: Towngate House, 2 Parkstone Road, Poole, Dorset, BH15 2PJ.

Receivers & Components (Contd.)

IMPROVE YOUR DX'ING with our communications aids. Preslector, calibrator, audio filter, step attenuators. SAE lists. THEASBY ELECTRONICS, 31 Middleton, Cowling, Keighley, West Yorkshire BD22 0DQ.

MEDIUM WAVE DX SEASON. S.A.E. details of our DLA1 Loop Amp. D. J. STANTON (RADIO), 16 Addison Road, Worcester WR3 8EA.

MAXI - Q

COILS AND CHOKES
PREVIOUSLY MADE BY DENCO

S.A.E. PRICE LIST

8 BRUNEL UNITS, BRUNEL ROAD,
GORSE LANE IND. ESTATE,
CLACTON, ESSEX CO15 4LU.
TEL: (0255) 424152

LISTEN TO TWO METRE RADIO amateurs on your C.B. quartz V.H.F. converter, just plugs in. Receives popular Simplex channels and all repeaters. £24.50 inclusive. 28 to 30MHz version same price. Electret microphone inserts with data 95p, lightweight headphones £2.50. Multimeters, panel meters, microphones, etc. Send for free catalogue. (Mail order only.) SOUTHPORT SOUND SERVICE (M. Rathbone G3ZII), 52A Ash Street, Southport, Lancs.

FREE COMPONENT LISTS. S.A.E. please: JOHN (G8BXO), Three Westpark, South Molton, Devon EX36 4JU.

TRANSISTORS RESISTORS CAPACITORS

BC108/9 15p. LED's 3-5mm 12p. SAE for full list.
2SC166 £1.60. 1/4W 5% Res 2p. Prices include VAT.
2N3055 65p. Jack Plugs 10p. P.P. 75p.

T.R.C. SUPPLIES

4A GARFIELD ROAD

SCARBOROUGH, YORKS YO12 6NQ

RADIO CANADA, Peking, Australia, Voice of America. A Vega 206 (6x SW/MW/LW) pulls these and dozens more. £24.95. "Good buy" Practical Wireless. Year's guarantee. Return despatch. CORRIGAN-RADIOWATCH, Building 109, Prestwick Airport, KA9 2RT.

CRYSTALS Made to order for any purpose and large stocks of standard frequencies for computers, modems, etc. Amateur CW (ORP) freqs £4.00 and CB conversion crystals at £4.50. **PROGRAMMABLE OSCILLATORS (PXO)** for baud rates, MPU, and freq markers £12.50.

FILTERS Crystal, monolithic, mechanical and ceramic for all standard IF's. Special 10.695MHz for big improvement to most CB rigs at £4.50 each.

S.A.E. FOR LISTS. PRICES INCLUDE VAT AND POST

P. R. GOLLEDGE ELECTRONICS

G3EDW, Merriott, Somerset, TA16 5NS

Tel. 0460 73718

SPECIALIST VHF MONITOR RECEIVERS. Pocket-sized with 26-30/54-176MHz providing Public-Service Action Aircraft, Marine, Ham-Radio, CB, Business Radio, PSB, Surveillance, Utilities, General Broadcasts & more! Ultra sensitive with integral VFO, squelch & volume facility @ £32.50 all inc. The ideal gift. CWO(COD) welcome! D. TAYLOR (Dept PW8), 8 Emmerson Street, Crook, Co. Durham, UK.

Books and Publications

BOOKS BY RETURN OF POST

World RTTY HF Frequency List

Lists all press and meteorological

frequencies £3.95 (40p)

Complete VHF/UHF Frequency Guide

The "must" for every scanner owner £4.95 (50p)

UK Listeners Confidential Frequency List

All those sought-after HF frequencies £5.95 (50p)

Oceanic HF Airband Supplement

Listen to the transatlantic airliners £2.95 (40p)

All available from:

LION PUBLICATIONS,

P.O. Box 399,

Pulborough,

West Sussex

Cheque

Access

(P&P)

Appointments

PLANET ELECTRONICS LTD.

ENGINEER - CTV AND VIDEO

COMMUNICATIONS

(Location: Accra, Ghana)

Planet Electronics Ltd. is one of West Africa's leading CTV and Communications Companies. Recent expansion has created a vacancy for a high grade engineer with a good experience of CTV and Video Communications, some experience of RF would be of considerable advantage.

Duties would include:

- Customer Consultation
- Service and Installation Training Programmes
- Assistance in Assembly Programmes

Based at our Accra assembly plant, the successful applicant should display a high level of management initiative which should lead to a senior position in the Company with participation in policy and planning.

An attractive Tax-Free Salary will be negotiated, furnished accommodation will be made available and medical expenses will be the responsibility of the Company. Annual paid leave of 30 days plus local holidays and return air-fares will also be paid.

Please send C.V. for early London interview to

Alec Allan, Planet Electronics Ltd.,
152-156 College Road, Harrow, Middlesex HA1 1BH.

Software

COMMODORE COMPUTERS (+4, C16, 64, 128). "MICROCOM" c/wrtty tx/rx with superb morse tutor. "TURBO LOG" ultimate high speed station log. "MICROCOM INTERFACE" ready built. S.A.E. to: Moray Micro Computing, Enzie Slackhead, Buckie, Moray, AB5 2BR. Tel. 0542 7384.

VIC 20 RTTY PROGRAMMES

RTTY on the VIC 20, Full type ahead	
Tx/Rx	£2.50
RX only	£7.00
Tone Generator/Demodulator to suit	
Basic unit	£27.00
Deluxe version with many extras	£37.50
MORSE Decoder Programme	
Sell tracks 8-30w p.m.	£5.00
Interface to suit	£2.50

MSX PROGRAMMES

RTTY receive only, Standard speeds	£7.00
(Filter required!)	
Morse decoder, sell tracks 8-30w p.m.	£7.00
Interface to suit	£2.50

SPECTRUM SOFTWARE

RTTY Tx/Rx and Rx only	Morse Tx/Rx & Rx only
FOR DETAILS OF THESE PROGRAMMES AND OUR TERMINAL UNITS AND FILTERS, PLEASE SEND S.A.E.	

J.B.P. ELECTRONICS LTD.

New Road Complex, New Road, Kidderminster, DY10 1AL
Tel: (0562) 753893

Educational

COURSE FOR CITY & GUILDS, Radio Amateurs Examination. Pass this important examination and obtain your licence, with an RRC Home Study Course. For details of this and other courses (GCE, Career and professional examinations, etc.) write or phone: THE RAPID RESULTS COLLEGE, Dept JX19, Tuition House, London, SW19 4DS. Tel. 01-947 7272 (9am-5pm) or use our 24hr Recordacall Service: 01-946 1102 quoting Dept. JX19.

Aerials

ANTI-TVI AERIALS, Trap Dipoles, Traps for beams, verticals or wire aerials. Baluns. Data sheets 24p SAE. Aerial guide £1. (03986) 215. G2DYM, Updownham, Devon EX16 7PH.

For Sale

MANUFACTURERS SURPLUS STOCKS

Electronic Components, Test Gear, Radiotelephones, Computers, Photographic and Video Equipment. All at knockout prices.

Catalogues Available from:

B. BAMBER ELECTRONICS, 5 STATION ROAD, LITTLEPORT, CAMBS. Phone: ELY (0353) 860185.

68008 SINGLE BOARD COMPUTER, contains: disc interface, colour display, 8K monitor, megabyte RAM, 2 serial/parallel ports, etc. runs SK-DOS-68K. Bare PCB or built. Also 6809 micro-set system. SAE RALPH ALLEN ENG Forncett-end Norwich.

B40/B41 SET FOR SALE. Good working condition. £50 separate or £90 pair. 055-932 2403 (West Wales).

EXCHANGE COMMUNICATIONS RECEIVER DX160. TR2500 handheld with linear speaker mic. etc. for HF transceiver. MR. BARRITT, 39 Stanley Street, Runcorn, Cheshire WA7 1RN.

GRUNDIG infra-red remote control VIF-K1 consist transmitter TPV355 and receiver VIF-E1 brand new £5. P&P £2. Video tapes (V2000) brand new VCC300 £6.99, post 45p. STAN WILLIAMS 37 High Street, West Bromwich, West Midlands. 021-553 0186.

Miscellaneous

SPARES. Rigonda T.V. Radiograms. Also Sharp video. Audio. S.A.E. 272 Barking Road, London E13.

HEATHKIT U.K. Spares and Service Centre. CEDAR ELECTRONICS, Unit 12 Station Drive, Bredon, Tewkesbury, Glos. Tel. (0684) 73127.

WAVEGUIDE, FLANGES & DISHES. All standard sizes & alloys (new material only) from stock. Special sizes to order. Call: EARTH STATION 01-228 7876. 22 Howie Street, London SW11 4AR.

Clubs & Societies

BRITISH DX CLUB for broadcast band DXers and SWLs. Latest information on HF, MW, VHF, TV, QSLs and more. For sample copy of 'Communication' write, including return postage to: BDXC(UK), 54 Birkhall Road, London SE6 1TE.

VALVES		*High Quality		**Very High Quality		Prices correct as at 14/07/1986 but may fluctuate.	
2801U	1.75	6AC7	1.15	6CH5	8.45	6J56C	1.50
2803U	3.00	6AG5	0.80	6CL6	2.75	6J56B	0.75
2900T	2.45	6AK5	0.95	6CW4	0.50	6K7	0.35
1A3	2.75	6AX6	6.50	6CX8	4.80	6K06	7.00
1U4	0.85	6AL5	0.50	6G5	1.15	6L6	4.00
1R5	0.80	6ALSW	0.85	6D6	2.50	6L6GC	4.20
1S4	0.65	6AM6	6.50	6F6G	1.95	6L6GT	1.95
1S5	0.75	6AN6	1.50	6F6GB	1.10	6L18	0.70
1T4	0.75	6AN6A	2.50	6F7	2.80	6L20	0.70
1U4	0.80	6A05	1.75	6F8G	0.85	6L50	6.40
2A4	2.50	6A05W	2.30	6F12	1.50	6L7G	1.30
3A4	0.70	6A5E	1.15	6F14	1.15	6SA1	1.80
3A7	3.40	6A5G	4.95	6F15	1.30	6SG7	1.80
3B28	12.00	6A06	0.90	6F17	3.20	6SJ7	1.20
3B28*	19.50	6AX4GT	1.30	6F23	0.75	6SK7	1.35
3C6	0.80	6A5GT	1.30	6F24	1.75	6SL7GT	0.85
3C29	21.85	6B4G	7.40	6F23	10.50	6SN7GT	0.60
354	0.70	6B4A	0.85	6F8H	18.80	6S07	1.95
4832	18.25	6B4A*	1.50	6G4B	1.95	6SR7	4.60
584GY	3.35	6BE6	0.85	6GH8A	1.95	6V6G	1.30
5U4G	1.85	6BE8*	1.85	6H6	1.60	6V6GT	1.30
5W4G	0.75	6B06G	1.60	6J4	1.95	6X4	1.50
5Y3GT	0.95	6B4E	1.30	6J4WA	3.10	6X5GT	0.65
2E3	2.80	6B2A	0.85	6J5	2.30	6Y6G	0.90
5Z4G	1.25	6B7R	4.80	6J5GT	0.90	6Z4	1.30
5Z4GT	1.15	6B7W	6.20	6J6	0.85	6Z4	1.90
6X0LS	0.90	6B7W	1.80	6J6W	2.80	6Z6	0.80
6AB7	0.70	6C4	1.10	6J6GC	6.40	11E2	19.50

VALVES AND TRANSISTORS Telephone enquiries for valves, transistors, etc. Retail 7493934, trade and export 743 0899. POSTAGE: £1-£3 50p; £3-£5 60p; £5-£10 80p; £10-£15 £1.00; £15-£20 £1.50. Minimum order £1.00. Delivery by return.

COLOMOR (ELECTRONICS LTD.) 170 Goldhawk Rd, London W12
Tel: 01-743 0899 or 01-749 3934. Open Monday to Friday 9 a.m.-5.30 p.m.

MAKE YOUR INTERESTS PAY!

More than 8 million students throughout the world have found it worth their while! An ICS home-study course can help you get a better job, make more money and have more fun out of life! ICS has over 90 years experience in home-study courses and is the largest correspondence school in the world. You learn at your own pace, when and where you want under the guidance of expert 'personal' tutors. Find out how we can help YOU. Post or phone today for your FREE INFORMATION PACK on the course of your choice. (Tick one box only!)

Electronics	<input type="checkbox"/>	Radio, Audio and TV Servicing	<input type="checkbox"/>
Basic Electronic Engineering (City & Guilds)	<input type="checkbox"/>	Radio Amateur Licence Exam (City & Guilds)	<input type="checkbox"/>
Electrical Engineering	<input type="checkbox"/>	Car Mechanics	<input type="checkbox"/>
Electrical Contracting/Installation	<input type="checkbox"/>	Computer Programming	<input type="checkbox"/>
GCE over 40 'O' and 'A' level subjects	<input type="checkbox"/>		

ICS

Name _____ P. Code _____
Address _____
International Correspondence Schools Dept EES C6, 312/314 High St., Sutton, Surrey SM1 1PR. Tel: 01-443 9568 or 041-221 2926 (24hrs).

★ BAKER ★

GROUP P.A. DISCO

AMPLIFIERS post £2

150 watt Output, 4 input Mixer pre-amp, illustrated £99

150 watt Output, Slave 500 mv. Input 3 Speaker Outputs £80

150+150 watt Stereo, 300 watt Mono Slave 500 mv. Inputs £145

150 watt P.A. Vocal, 8 inputs. High/Low Mixer Echo Socket £149

60 watt Mobile 240V AC and 12V DC. 4-8-16 ohm + 100v line £28

Compact PA amp 20+20 Stereo or 40 watts Mono £65

30 watt Guitar/PA Amplifier, 2 inputs, Treble, Bass etc. £95 PP £5.

30 Watt COMBI, 12in. Speaker, Treble, Bass etc. £95 PP £5.

FAMOUS LOUDSPEAKERS FULLY GUARANTEED

Make	Model	Size	Watts	Ohms	Price	Post
GOODMANS	HIFAX	7 1/2 x 4 1/2 in.	100	8	£16	£2
GOODMANS	HB WOODER	8 in.	60	8	£24	£2
BAKER	DISCO/GROUP 10in.	50	8/16	£20	£2	
BAKER	MID-RANGE 10in.	100	8	£27.50	£2	
BAKER	DISCO/GROUP 12in.	75	4/8/16	£22	£2	
BAKER	DISCO/GROUP 12in.	120	8/16	£32	£2	
GOODMANS	DISCO/GROUP 12in.	120	8/15	£36	£2	
WEM	DISCO/GROUP 12in.	300	8	£49	£2	
H+H	DISCO/GROUP 15in.	100	4/8/16	£54	£4	
GOODMANS	HP/BASS 15in.	250	8	£74	£4	
GOODMANS	HPD/BASS 18in.	230	8	£87	£4	

COMPACT FULL RANGE SPEAKER SYSTEMS size 24x17x12in

120 watts £95, 200 watts £115, 400 watts £165 each. Carr £10.

MID-N-TOP 300 watts add on system complete £130 each. Carr £10.

DISCO CONSOLE Twin Decks, mixer pre amp £149. Carr £10.

Ditto Powered 120 watt £199; or Complete Disco £299. Carr £30.

MAINS TRANSFORMERS Price Post

250-0-250V 60mA. 6.3V 2A. £5.00 £1

350-0-350V 250mA. 6.3V 6A CT. £14.00 £2

220V 25mA. 6V 1 Amp £3.00. 220V 45mA. 6V 2 Amp £4.00 £1

LOW VOLTAGE TAPPED OUTPUTS AVAILABLE

1 amp 6, 8, 10, 12, 16, 18, 20, 24, 30, 36, 40, 48, 60. £6.00 £2

ditto 2 amp £10.50 3 amp £12.50 £2

31-26-0-26-31 volt 6 amp £14.00 £2

LOW VOLTAGE MAINS TRANSFORMERS £5.50 each, post paid

9V, 3A; 12V, 3A; 16V, 2A; 20V, 1A; 30V, 1/2A; 30V, 5A + 17-0-17V, 2A; 35V, 2A; 20-40-60V, 1A; 12-0-12V, 2A; 20-0-20V, 1A.

PANEL METERS 50µA, 100µA, 500µA, 1mA, 5mA, 100mA, 500mA, 1 amp, 2 amp, 5 amp, 25 volt, VU 2 1/4 x 2 1/4 in. £5.50 post 50p

MINI MULTI TESTER Volts AC-DC, ohms, milliamps £8.50

DELUXE RANGE DOUBLER METER 50K 0 P.V. £25.00 PP £1

7 x 5 x 2in Ohms 20meg, volts 0.25, 1000, current 500uA, 10uA.

PROJECT CASES. Black Vinyl Covered Steel Top, All Base

4 x 2 1/2 x 2 1/4 in. £3.00; 6 x 4 x 1 1/2 in. £4.00; 8 x 5 x 2 in. £4.50; 11 x 6 x 3 in. £6.00; 11 1/4 x 6 x 5 in. £10.00; 15 x 8 x 4 in. £13.50.

ALUMINIUM PANELS 18 s.w.g. 12 x 12 in. £2.00; 14 x 9 in. £2.00; 6 x 4 in. 65p; 12 x 8 in. £1.50; 10 x 7 in. £1.10; 8 x 6 in. £1.00; 14 x 3 in. 85p; 12 x 5 in. £1.00; 16 x 10 in. £2.35; 16 x 6 in. £1.50.

ALUMINIUM BOXES. MANY OTHER SIZES IN STOCK.

4 x 2 1/2 x 2 in. £1.35; 3 x 2 x 1 in. £1.15; 6 x 4 x 2 in. £2.20; 8 x 6 x 3 £3.40; 12 x 5 x 3 in. £4.00; 6 x 4 x 3 in. £2.50; 10 x 7 x 3 in. £4.00.

HIGH VOLTAGE ELECTROLYTICS Many others in stock.

20/500V 75p 220/400V £2 32+32/500V £2

32/350V 50p 8+8/450V £1 32+32/350V 85p

47/350V 75p 20+20/350V 75p 80+40+20/350V 95p

GEARED TWIN GANGS 365 + 365 + 25 + 25p £2.00.

VERNER DIALS. 0-100, 36mm, £3.00, 50mm, £3.50.

MORSE CODE TAPPER & BUZZER Practice Set £3.00.

RADIO COMPONENT SPECIALISTS

337 WHITEHORSE ROAD, CROYDON
SURREY, U.K. Tel: 01-684 1665
Post 85p Minimum. Callers Welcome.
List, Large S.A.E. Delivery 7 days Closed Wednesday

YOUR LOCAL DEALERS

LONDON

AMCOMM/ARE

Approved dealer for Yaesu and Icom

373 Uxbridge Road,
London W3 9RN
Tel: 01-992 5765

(Mail order a speciality)

IRELAND

Radcom Electronics

Approved dealer for Icom, Yaesu and most accessories

25 Riversfield
Midleton, Co. Cork,
Ireland
Tel: 021 632725/632804

WORCESTERSHIRE

A. Kelly Electronics and Communications Equipment

RSGB Publications, Mutek, DRAE, Microwave Modules, Starmaster Keys, TAL Aerials, ALINCO. We buy and sell second hand equipment.

3 Stoke Road, Aston Fields,
Bromsgrove, Worcs. B60 3EQ.
Tel: 0527 71165

(Open 6 days a week, evenings by Appointment)

ESSEX

Selectronic

The UK's leading suppliers of 934MHz personal radio equipment

203 High Street, Canvey Island, Essex
Tel: 0268 691481

(Open Mon-Sat 9-5.30)

Amateur radio equipment also in stock

HERNE BAY

Thanet Electronics

The Official Icom importer

2 Stanley Road
Herne Bay, Kent
CT6 5SH

Tel: 0227 369464

(Open Mon-Sat 9-5.30, except Thurs 9-1)

SOUTHAMPTON

South Midlands Communications

Official Yaesu Importer

S.M. House, School Close,
Chandlers Ford Industrial Estate,
Eastleigh Hants SO5 3BY.
Tel: 04215 55111

PORTSMOUTH

Telecomms

Importers of the Nevada range of 934MHz equipment

189, London Road,
North End, Portsmouth,
Hants, PO2 9AE
Tel: 0705 662145

DEVON

Reg. Ward & Co. Ltd.

The South-West's largest amateur radio stockist. Approved dealer for Trio, Yaesu and Icom

1 Western Parade,
West Street, Axminster,
Devon, EX13 5NY
Tel: 0297 34918

(Closed 1.00-2.00 and all day Monday)

BUCKINGHAMSHIRE

Photo-Acoustics Ltd.

Approved Trio, Yaesu and Icom dealer (part exchange always welcome)

58 High Street, Newport Pagnell,
Buckinghamshire MK16 8AQ
Tel: 0908 610625

(Mon-Fri 9.30-5.30, Sat 9.30-4.30)

WEST MIDLANDS

Dewsbury Electronics

Approved Trio, Yaesu and Icom dealer

176 Lower High Street,
Stourbridge,
West Midlands
Tel: 0384 390063

(Open Mon-Sat 9.30-5.15)

MERSEYSIDE

A.R.E. Communications

For all your amateur radio needs - most models in stock.

38 Bridge St., Earlestown,
Newton-Le-Willows,
Merseyside
Tel: 09252 29881

(For commercial enquiries ring Bernie or Brenda on 01-997 4476)

DERBYSHIRE

Lowe Electronics

The official importer of the TRIO range of equipment (See main ad. for the full list of all our shops)

Chesterfield Road, Matlock,
Derbyshire, DE4 5LE
Tel: 0629 2817/2430/4057

INDEX TO ADVERTISERS

A.H. Supplies	33	Elliott Electronics	49	Photo Acoustics	60
A.R.E. Communications	49, 51	ESR Electronic Components	78	Planet Electronics	78
Aerial Techniques	57	Garry	33	R.A.S. Nottingham	45
AKD	10	Goddard, P.R.	78	Radio Component Specialists	79
Alvord Engineering	12	G4TNY Amateur Radio	76	Radio Shack Ltd	80
Amcomm/ARE	14, 15, 21	Henry's	8	Random Electronics	51
B.N.O.S. Electronics	8	Hi-Tec Worldwide	10	RST Valve	31
Bamber, B.	79	Hewes, C.M. Communications	79	S.E.M.	12
Birkett, J.	49	I.C.S. Interfax	2, 3, 4, 5, 77	Scarab Systems	80
Bradhurst Electronics	45	ICOM/Thanet Electronics	33	Selectronic	6, 7, 22, 68
Bunacamp	67	Interbooks	79	South Midlands Communications	8
C.P.L. Electronics	51	J.B.P. Electronics	79	Spectrum Communications	10
Cambridge Kits	67	Kelly, A. Electronics	78	Stephens James	25
Cirkit Distribution	79	Lion Publications	39, 40, 41, 42, 45	Tandy	78
Colomex Electronics	68	Lowe Electronics	59, 60	Technical Info Services	12
Cricklewood Electronics	77	Maple Electronic Supplies	Cover 4	Technical Software	59, Cover 3
Datong Electronics	11	Marco Trading	33	Telecomms	78
Dewsbury Electronics	13	Maxi-Q	78	T.R.C. Supplies	Cover 2
Dressler	29	MH Electronics	79	Ward, Reg & Co.	67
Electronall	45	Microwave Modules	49	Withers, R. Communications	46
Electronic & Computer Workshop	45	North London Communications	9	Wood & Douglas	51

RADIO SHACK SAVES YOU MONEY ON SCANNERS!

AT LAST - A SCANNER WITH 200 CHANNELS AND DIRECT ACCESS TO 22,000 FREQUENCIES


Also still available
BC-200FB 16 CHANNEL SCANNER

The PRO-32 is the very latest hand-held scanner which features not only 200 memories but also:-

- ★ Two scan & search speeds
- ★ Two second scan delay
- ★ Frequency synthesised - no crystals needed
- ★ Priority function - monitor your favourite frequency whilst listening around
- ★ Large LCD display which shows channels and frequencies being scanned, monitored or programmed, plus status of channels
- ★ 66-88MHz VHF Low Band
- ★ 108-136MHz (AM) Aircraft Band
- ★ 138-174MHz VHF Amateur/Public/Marine
- ★ 380-512MHz UHF Amateur/Public

- ★ Squelch Control
- ★ Earphone Jack
- ★ External Antenna Jack
- ★ 7 1/2" x 2 15/16" x 1 5/8"
- ★ Required 6 AA batteries or AC or DC adaptor
- ★ Requires 3 memory batteries (life approx 1 year)
- ★ Built-in Speaker
- ★ Flexible Antenna

PRO-32 SCANNER	£239.95
MEMORY BATTERIES (set of 3)	£3.60
SET OF RECHARGEABLE NICADS	£11.95
AC ADAPTOR/CHARGER	£11.99
CARRIAGE	£3.45
TOTAL	£270.94
OUR PACKAGE DEAL PRICE	£249.95



£199.95 NOW SAVE £40
£159.95 (CP&P £3.45)



RADIO SHACK LTD

(Just around the corner from West Hampstead Station on the Jubilee Line)

Giro Account No. 588 7151 Telephone: 01-624 7174 Telex: 23718

188 BROADHURST GARDENS,
LONDON NW6 3AY



Published on the second Thursday of each month by PW Publishing Limited, Enfield House, The Quay, Poole, Dorset BH15 1PP. Printed in England by Benham & Co Limited, Colchester, Essex. Distributed by COMAG, Tavistock Road, West Drayton, Middlesex UB7 7QE; telephone West Drayton 444055, Telex 8813787. Sole Agents for Australia and New Zealand - Gordon and Gotch (Asia) Ltd.; South Africa - Central News Agency Ltd. Subscriptions INLAND £13 and OVERSEAS (by surface mail) £15, payable to PRACTICAL WIRELESS, Subscription Department, Competition House, Farndon Road, Market Harborough, Leicestershire LE16 9NR. PRACTICAL WIRELESS is sold subject to the following conditions, namely that it shall not, without the written consent of the Publishers first having been given, be lent, resold, hired out or otherwise disposed of by way of Trade at more than the recommended selling price shown on the cover, and that it shall not be lent, resold, hired out or otherwise disposed of in a mutilated condition or in any unauthorised cover by way of Trade, or affixed to or as part of any publication or advertising, literary or pictorial matter whatsoever.

TELECOMMS BUMPER CATALOGUES



CB £1
934 MHz £1
29 MHz £1

Each catalogue is packed full of info. and includes a £2 voucher.

2 MTR EQUIPMENT

2 MTR HANDHELD C.T.E. CT1600

A superbly sensitive new handheld covering 142-149MHz
● Repeater shift
● High/low power 1.5/0.5 Watt
● Thumbwheel selector

£199



VHF MOBILE AMP

B110 144MHz 110 Watt W/Pre Amp.
B42 144MHz 40 Watt
LA05435 144MHz 45 Watt

£169
£64.66
£69.75

934 MHz PERSONAL RADIO

CYBERNET DELTA 1 TRANSCIVER

- Scan
- Memories

£355



£459

NPR 900 934 MHz Handheld
We are the UK's leading distributor of 934MHz equipment.
Send £1 for our full catalogue containing technical info and details of this exciting New Radio Band. Catalogue includes £2 voucher.

29 MHz BASE ANTENNAS

NEVADA TC52 1/2 WAVE

This top class half wave uses high grade aluminium and a low loss coil handling up to 1 KW.
WIND RESISTANCE:-75 MPH
GAIN:- 2.5 dB
FREQ:- 28-30MHz

£27.82

NEVADA TC58 5/8 WAVE

Using high grade aluminium and a low loss coil complete with small radials this antenna is our most popular amongst the 29MHz fraternity.
POWER:- 1kW
GAIN:- 3.5 dB
FREQ:- 28-30MHz
LENGTH:- 66 MTRS

£29.75

SALIUT 3/4 WAVE

Using a unique base hoop this antenna offers exceptional ground wave coverage on 10 FM
POWER:- 2KW
GAIN:- 4.5 dB
FREQ:- 28-30MHz
LENGTH:- 91 MTRS

£49.72



RF AMPLIFIERS

All amplifiers except broadband models are tuned for 29.6MHz centre freq. Should you require a lower freq. i.e. 28.5MHz please state when ordering. Export models available for 26-30MHz.

MOBILE AMPLIFIERS C.T.E. MOD 767

76 Watts FM
INPUT:- 0.5-10 Watts
SWITCHABLE:- Class AB, Class C
SUPPLY:- 13.8 Volt
REMOTE CONTROL FACILITY



£49.90


C.T.E. MOD 737 50W FM AM/SSB/CW £44.76
C.T.E. MOD 767 80W FM AM/SSB/CW £49.90
C.T.E. MOD 757 150W FM Broadband £116.87
ZETAGI B35 25W FM 26-30MHz £22.23
ZETAGI B150 70W FM 26-30MHz £49.96
ZETAGI B300 150W FM (2-30MHz) £136.00
NEVADA TC35 30W FM 26-30MHz £23.75

MAINS OPERATED AMPLIFIERS

C.T.E. DC9 Solid State 150W FM (Broadband) £199.31
ZETAGI B132 150W FM Solid State (Broadband) £119.00

NEVADA AMATEUR PRODUCTS

HIGH QUALITY BRITISH MADE
HIGH POWER VARIABLE CAPACITORS



IDEAL FOR ATU'S OR AMPLIFIERS

TC 500

(13-500) pF variable cap.
2mm air gap. 78kV B/Down voltage.

£27
plus £2 p&p

TC 250

(13-250) pF variable cap.
2mm air gap. 78kV B/Down voltage.

£19.95
plus £1 p&p

NEVADA PSDL

PROFESSIONAL DUMMY LOAD

FREQ:- DC to 3000 MHz

POWER:- 15 Watts

Made to the highest standards.
This unit is a must for UHF, VHF and HF operators, offering wide Freq. coverage at an affordable price.

£36



NEVADA

HIGH QUALITY BRITISH MADE
29MHz FM PRODUCTS
NEVADA TC35 DX

R.F. POWER AMP.
WITH HARMONIC
FILTER

INPUT:- 1-4 Watts
OUTPUT:- 25-30 Watts
SUPPLY:- 13.8V DC
FREQ:- 26-30 MHz

Can be centred on 29.6 MHz or 28.5 MHz (state which). A new top quality amp. which now features harmonic filter to reduce harmonic O/P.

NEVADA TC27 RX

RECEIVER PRE-AMP FOR 26-30MHz

A superior low noise pre-amplifier for 29MHz FM operation.
Variable gain -6dB's to -18dB's suitable for use with transceivers up to 25 Watts output.

£23.99



NEVADA TM27 ANTENNA MATCHER

Ideal for both home and mobile use this matcher really works allowing full coverage of the 10 MTR band and handling 100 Watts

£11.64



TC2

2 WAY ANTENNA SWITCH

A robust unit with unique double screening handling up to 200 Watts and exceptionally low insertion loss.
FREQ:- 1-100MHz

£6.81



NEVADA TC27 RXM

MOBILE PRE-AMPLIFIER FOR 29MHz FM

An F.E.T. low noise pre-amplifier with variable gain. Designed to improve reception on even the best transceiver.
GAIN:- -6 to +20dB's

£19.95



TELECOMMS

HOTLINE (24 HOURS)
0705 662145

189 LONDON ROAD, PORTSMOUTH,
HANTS, PO2 9AE,
TELEX 869107 TELCOM G

USE YOUR CREDIT CARD (AMERICAN EXPRESS,
ACCESS OR VISA) FOR IMMEDIATE DESPATCH.

TRADE ENQUIRIES WELCOME.

WORLDWIDE DISTRIBUTORS OF AMATEUR & PERSONAL RADIO EQPT.

SHOPS

- **BIRMINGHAM** Lynton Square, Perry Barr, Tel: 021-356 7292.
- **LONDON** 159-161 King Street, Hammersmith, W6.
Telephone: 01-748 0926.
- **MANCHESTER** 8 Oxford Road, Tel: 061-236 0281.
- **SOUTHAMPTON** 46-48 Bevois Valley Road, Tel: 0703 225831.
- **SOUTHEND** 282-284 London Rd, Westcliff-on-Sea, Essex.
Telephone: 0702-554000

Shops closed all day Monday.